

Arizona Criminal Justice Commission



Enhanced Drug and Gang Enforcement (EDGE) Report

2018

Chairperson
SHEILA POLK
Yavapai County Attorney

Vice-Chairperson
JOE R. BRUGMAN, Chief
Safford Police Department

MARK BRNOVICH
Arizona Attorney General

DAVID K. BYERS, Director
Administrative Office of the Courts

KELLY "KC" CLARK
Navajo County Sheriff

DAVE COLE
Former Judge

SEAN DUGGAN, Chief
Chandler Police Department

BARBARA LAWALL
Pima County Attorney

GREG MENGARELLI, Mayor
City of Prescott

FRANK MILSTEAD, Director
Department of Public Safety

BILL MONTGOMERY
Maricopa County Attorney

MARK NAPIER
Pima County Sheriff

PAUL PENZONE
Maricopa County Sheriff

CHARLES RYAN, Director
Department of Corrections

DAVID SANDERS
Pima County Chief Probation Officer

DANIEL SHARP, Chief
Oro Valley Police Department

STEVE STAHL, Chief
Maricopa Police Department

STEVE WILLIAMS
Navajo County Supervisor

C.T. WRIGHT, Chairperson
Board of Executive Clemency

Executive Director
Andrew T. LeFevre

ARIZONA CRIMINAL JUSTICE COMMISSION



The Arizona Criminal Justice Commission (ACJC) is a statutorily authorized entity mandated to carry out various coordinating, monitoring and reporting functions regarding the administration and management of criminal justice programs in Arizona. In accordance with statutory guidelines, the Commission is comprised of 19 members who represent various elements of the criminal justice system in Arizona. Fourteen of the 19 Commissioners are appointed by the Governor and are municipal, county or elected officials. The remaining five are state criminal justice agency heads. Appointed Commissioners serve for two years and terminate when the first regular session of the legislature is convened; they may be re-appointed.

The ACJC was created in 1982 to serve as a resource and service organization for Arizona's 480 criminal justice agencies on a myriad of issues ranging from drugs, gangs, victim compensation and assistance to criminal record improvement initiatives. The ACJC works on behalf of the criminal justice agencies in Arizona to facilitate information and data exchange among statewide agencies by establishing and maintaining criminal justice information archives, monitoring new and continuing legislation relating to criminal justice issues, gathering information, and researching existing criminal justice programs.

Our mission is to continuously address, improve, sustain, and enhance public safety in the State of Arizona through the coordination, cohesiveness, and effectiveness of the Criminal Justice System.

This report was prepared by:
Simone Courter, Program Coordinator
Destinee Starcher, Intern
Tony Vidale, Deputy Director

Introduction	1
Drug and Gang Enforcement Account	2
Apprehending Drug Offenders	6
Prosecuting Drug Offenders	14
Adjudication.....	20
Forensic Drug Evidence Analysis.....	22
Attorney General Civil Asset Forfeitures	23
Account History.....	25
Criminal Justice Systems Improvement.....	25
Apprehension Task Force Activities	28
Apache County - Apache County Cooperative Enforcement Narcotics Team (ACCENT)	32
Cochise County - Narcotics Enforcement Team (CCNET).....	36
Coconino County- Northern Arizona Street Crimes Task Force (METRO)	40
Gila County - Drug, Gang and Violent Crimes Task Force.....	44
Graham County - Southeastern Arizona Narcotic Task Force	48
Greenlee County - Narcotics Task Force (GCNTF)	52
La Paz County - La Paz County Narcotics Task Force (LPCNTF).....	56
Mohave County - Mohave Area General Narcotics Enforcement Team (MAGNET)	60
Navajo County - Major Crimes Apprehension Team (MCAT)	64
Pima County - Counter Narcotics Alliance (C.N.A.)	68
Pinal County Narcotics Task Force (PCNTF).....	72
Santa Cruz County - HIDTA Investigative Task Force (SCCHITF)	76
Yavapai County - Partners Against Narcotics Trafficking (PANT)	80
Yuma County - Yuma County Narcotics Task Force (YCNTF)	84
Prosecution Task Force Activities	88
Apache County Attorney's Office	93
Cochise County Attorney's Office.....	98
Coconino County Attorney's Office	103
Gila County Attorney's Office	108
Graham County Attorney's Office.....	113
Greenlee County Attorney's Office.....	118
La Paz County Attorney's Office	123
Maricopa County Attorney's Office	128
Mohave County Attorney's Office.....	133
Navajo County Attorney's Office	138
Pima County Attorney's Office	143
Pinal County Attorney's Office	148
Santa Cruz County Attorney's Office.....	153
Tucson City Attorney's Office.....	158
Yavapai County Attorney's Office.....	163
Yuma County Attorney's Office	168

(Continued from previous page)

Civil Forfeiture Activities	173
<i>Arizona Attorney General's Statewide Financial Remedies Section</i>	174
Forensics Drug Evidence Analysis Activities	177
<i>DPS Crime Lab Support for Drug and Gang Enforcement</i>	180
<i>Tucson Police Department Enhanced Drug Forensics</i>	183
Court Adjudication Activities	187
<i>Arizona Supreme Court Anti-Drug Adjudication</i>	188
Medicaid Fraud Activities	191
<i>Arizona Attorney General's Office Medicaid Fraud</i>	192
Corrections Activities	195
<i>Arizona Department of Corrections</i>	196
Criminal Justice Records Improvement Activities	199
<i>AZ Criminal Records Infrastructure Improvement Assessment</i>	200
Statutory References	202

Introduction

Arizona Revised Statute (A.R.S.) §41-2405(A)11 requires the Arizona Criminal Justice Commission to submit to the Governor, the President of the Senate and the Speaker of the House of Representatives an annual report on law enforcement activities funded by the Drug and Gang Enforcement Account (Account) or the Criminal Justice Enhancement Fund (CJEF) as they relate to illicit drugs and drug-related gang activity. This annual report requirement was established in 1990.

The Drug and Gang Enforcement Account, established in 1987 by A.R.S. §41-2402, is used to enhance efforts to deter, investigate, prosecute, adjudicate and punish drug offenders. Funds in the Drug and Gang Enforcement Account are from the following sources:

- 1) Federal monies made available to states by grants under the Edward Byrne Memorial Justice Assistance Grant Program;
- 2) Mandatory fines collected for felony drug offense convictions as authorized by A.R.S., Title 13, Chapter 34;
- 3) Appropriations to the account by the Legislature; and
- 4) Local cash match funds furnished by grantees.

In 1987, the Arizona Criminal Justice Commission (ACJC) developed and implemented a Statewide Enhanced Drug Enforcement Strategy, as required to qualify for federal formula grant assistance monies for drug control. The strategy was designed to be compatible with the statutory requirements that created the Drug and Gang Enforcement Account. The current four-year strategy was developed in 2016 and is the framework within which the Arizona Criminal Justice Commission allots and distributes all monies in the account. A formal application system and extensive open meeting process are utilized by the Arizona Criminal Justice Commission for awarding grant funds from the account.

The Criminal Justice Enhancement Fund (CJEF) was established by A.R.S. §41-2401. This statute details those entities that shall receive monies from the CJEF by percentage amounts and the purposes for utilization of the monies.

This report provides summary information on projects receiving funds from the Drug and Gang Enforcement Account and on projects funded by the Criminal Justice Enhancement Fund during FY 2018 (July 1, 2017, to June 30, 2018), relating to drug activity or drug-related street gang activity. Many other valuable and productive drug and gang enforcement and prevention activities are conducted throughout the state-funded entirely by federal, state, local and county authorities, without enhancement monies and are therefore not reported to ACJC.

Drug and Gang Enforcement Account

Funding

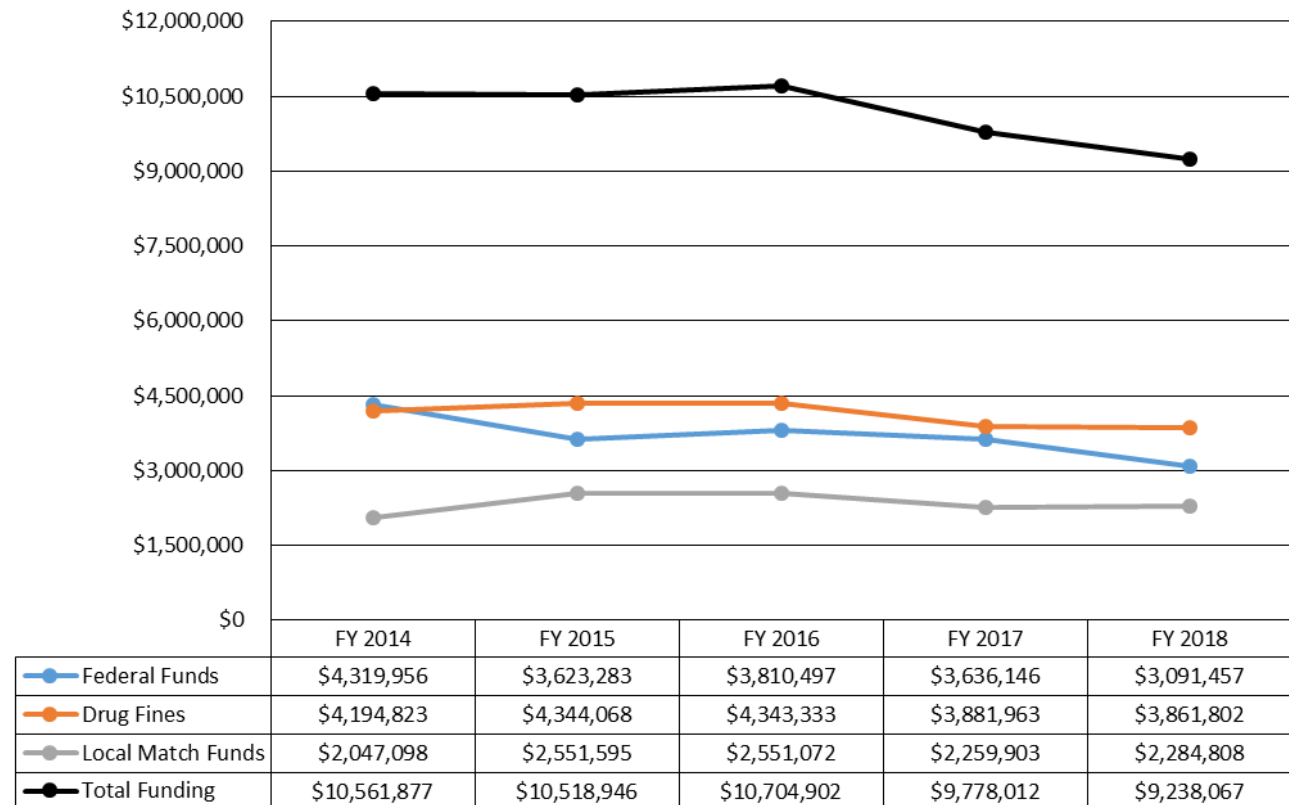
In FY 2018, the Arizona Criminal Justice Commission awarded a combined total of \$9,238,067 in funds for 36 projects in the state. Of this amount, \$3,091,457 (33-percent) was awarded in federal funds from the Byrne Justice Assistance Grant Program, \$3,861,802 (42-percent) from state drug offense fines and \$2,284,808 (25-percent) from local match funds.

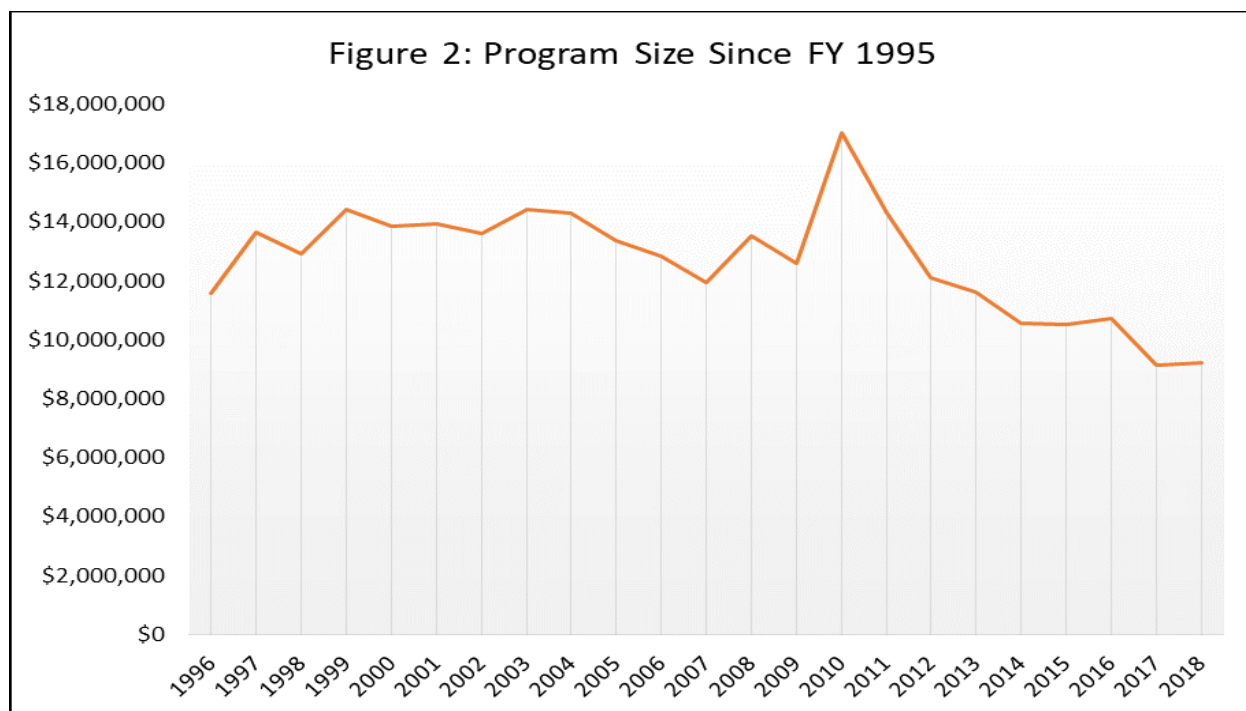
The Byrne Justice Assistance Grant award was allocated to the Arizona Criminal Justice Commission under a formula grant. ACJC must apply for this grant on an annual basis. State drug fines consisted of non-appropriated funds collected from mandatory fines for felony drug offense convictions. In addition, each year the Commission sets the match requirement for approved drug control projects.

Figure 1 shows program funding levels from FY 2014 to FY 2018. These amounts are displayed by fund source. **Figure 2** shows program levels since FY 1995. The \$9.2 million in drug control program projects in FY 2018 (this figure does not include CJRIP funding) was a slight increase in funding when compared to the \$9.1 million in funding received for drug control program projects in FY 2017. CJRIP projects are managed through the Systems Improvement Program and no award was made in FY 2018.

The Commission opted to set the match requirement at zero in fiscal years 2010 through 2012 to ease the financial burden on state and local agencies experiencing their own budget challenges. Due to declining federal funds, the Commission established a match requirement of 20-percent for FY 2013 and FY 2014. In FY 2015, with input from grant recipients, the match requirement was increased to 25-percent, the maximum allowable under program rules and it remained at that level in FY 2018.

Figure 1: Program Fund Sources FY 2014 - 2018





Grant Awards

The Commission established seven purpose areas under the Drug, Gang, and Violent Crime Program in accordance with the Statewide Enhanced Drug Enforcement Strategy and the Drug and Gang Enforcement Account Program rules. The seven areas were apprehension; prosecution; forensic support services; adjudication and sentencing; corrections and community corrections; substance abuse treatment for corrections-involved individuals; and prevention and education. In addition, the Commission set aside five percent of the Byrne Justice Assistance Grant award for criminal records improvement efforts under the Systems Improvement Program.

In FY 2018, drug apprehension projects consisting of 14 multi-jurisdictional, multi-agency drug task forces, established in 14 counties in the State of Arizona, received funding from the account. In addition to these projects, 17 full-time dedicated drug prosecution projects were funded in 15 counties and enhanced drug forfeiture case efforts through the Attorney General's Office. Rounding out the funding in FY 2018, was a drug adjudication project funded through the Arizona Administrative Office of the Courts, two forensic support projects, and a corrections drug treatment project funded through the Arizona Department of Corrections. During FY 2018, under the strategy to improve criminal history records, Criminal Justice Records Improvement Program (CJRIP) funds were used to expand on efforts from our pilot project using Mobile Fingerprinting technology to improve the efficacy of fingerprints captured in the courtrooms. These funds in FY 2017 and the projects continued into FY 2018. A.R.S. §13-607 requires that a defendant's fingerprint is captured on the sentencing orders. Currently, sentencing order fingerprints are obtained manually by courtroom clerks or bailiffs using the "ink & roll" method. The use of mobile two-fingerprint identification devices is expected to enhance the quality of courtroom fingerprinting, determine if valid fingerprints exist in the Automated Fingerprint Identification System (AFIS) and provide instantaneous positive identification of defendants who do have fingerprints available in the AFIS. The intent of this project is to use mobile fingerprinting technology to assess improvements in the efficacy of fingerprints captured in the courtroom and to review the impact positive defendant identification has on criminal history record processing. Also, enhanced drug forensic analysis programs at the Department of Public Safety and the Tucson Police Department received funding. One grant awarded to the Administrative Office of the Courts passed account funds through to court-based drug enhancement projects in Arizona counties. The account also provided funding for a special prosecution project through the Attorney General's Office to combat Medicaid fraud related to prescription drugs.

Table 1 below shows approved awards by project type, expenditure type, and funding source. In FY 2018, direct personnel costs made up 99-percent of the total expenditures from the account, with 1-percent allocated to contracting services. Although not reflected in the table, the Medicaid Fraud project through the Attorney General's Office served as matching funds for a federal grant earning three federal dollars for every state dollar expended.

Table 2 displays funding awards to all FY 2018 projects broken out by county and by type of project. The majority of project dollars were allocated to Maricopa County (19-percent), followed by Pima County (18.5-percent) and state agencies serving all 15 counties (13.9-percent). Of the remaining counties, nine received funding in excess of \$300,000.

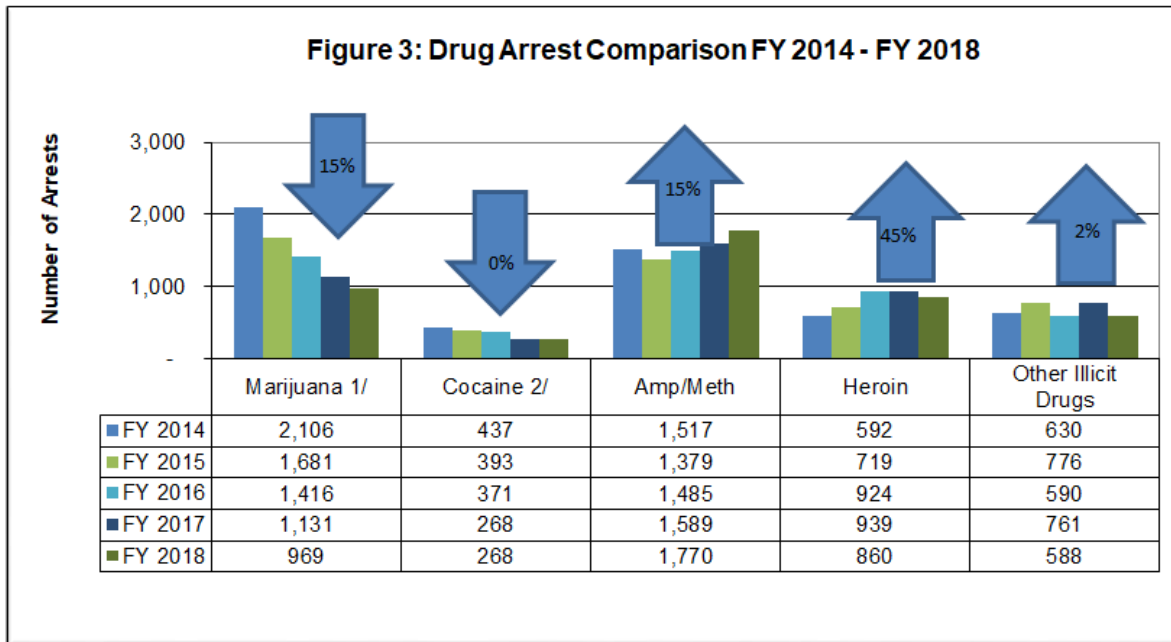
Table 1 FY 2018 Approved Awards and Funding Sources							
	<u>Apprehension</u>	<u>Prosecution</u>	<u>Forensic Support</u>	<u>Adjudication & Corrections</u>	<u>CJRIP</u>	<u>Medicaid Fraud</u>	<u>Total</u>
<i>Expenditure Type:</i>							
Personal Services	\$1,518,942	\$2,902,207	\$323,925	\$984,518	\$0	\$49,147	\$5,778,739
Employee Related Exp.	\$1,263,017	\$1,005,451	\$109,631	\$426,079	\$0	\$49,680	\$2,853,858
Overtime	\$505,470	\$0	\$0	\$0	\$0	\$0	\$505,470
Professional & Outside Svs.	\$0	\$0	\$0	\$100,000	\$0	\$0	\$100,000
Travel - In State	\$0	\$0	\$0	\$0	\$0	\$0	\$0
Travel - Out of State	\$0	\$0	\$0	\$0	\$0	\$0	\$0
Confidential Funds	\$0	\$0	\$0	\$0	\$0	\$0	\$0
Supplies	\$0	\$0	\$0	\$0	\$0	\$0	\$0
Registration/Training Fees	\$0	\$0	\$0	\$0	\$0	\$0	\$0
Other Operating Exp.	\$0	\$0	\$0	\$0	\$0	\$0	\$0
Equipment	\$0	\$0	\$0	\$0	\$0	\$0	\$0
Total	\$3,287,429	\$3,907,658	\$433,556	\$1,510,597	\$0	\$98,827	\$9,238,067
<i>Funding Source:</i>							
Federal-Regular Byrne/JAG	\$1,314,970	\$1,563,063	\$173,422	\$40,000	\$0	\$0	\$3,091,455
State	\$1,150,601	\$1,367,681	\$151,745	\$1,092,948	\$0	\$98,827	\$3,861,802
Local Match	\$821,857	\$976,914	\$108,389	\$377,649	\$0	\$0	\$2,284,809
Total	\$3,287,429	\$3,907,658	\$433,556	\$1,510,597	\$0	\$98,827	\$9,238,067

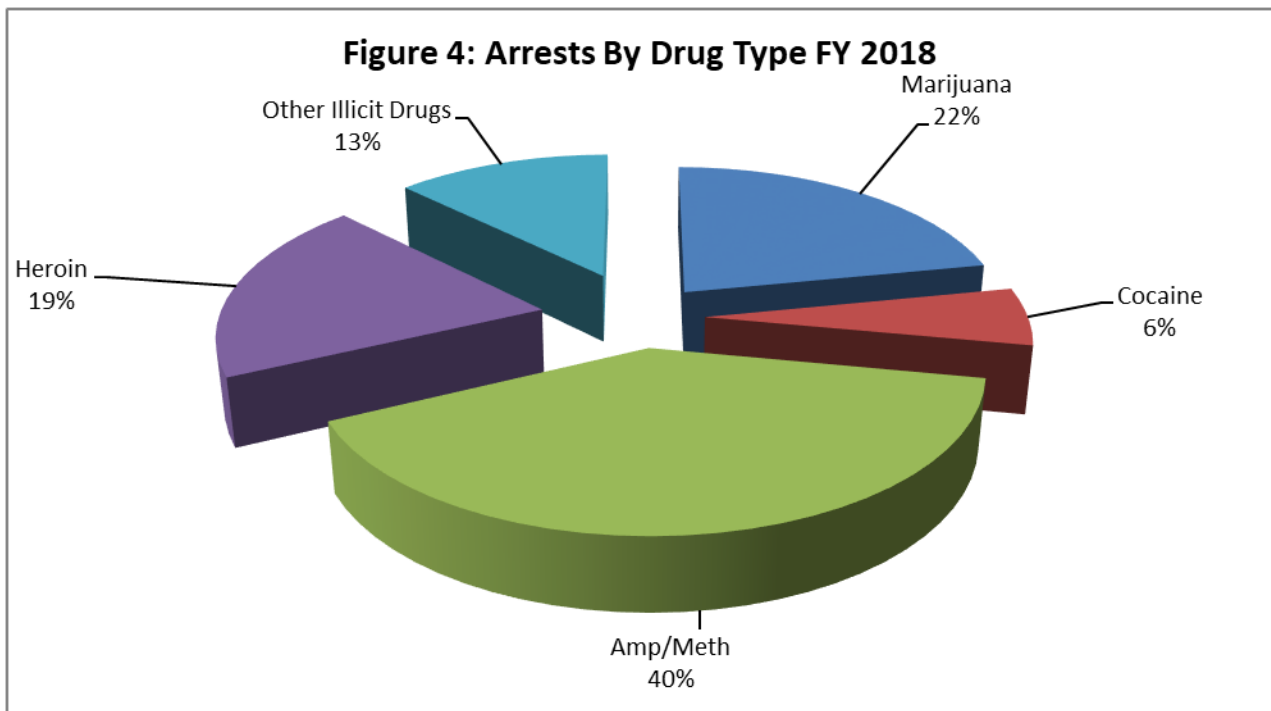
Table 2 Total FY 2018 Approved Awards by County			
<u>Apache County</u>		<u>Mohave County</u>	
Apprehension	\$225,276	Apprehension	\$332,011
Adjudication	\$49,629	Adjudication	\$100,535
Prosecution	\$83,064	Prosecution	\$149,925
Total	\$357,969	Total	\$582,471
<u>Cochise County</u>		<u>Navajo County</u>	
Apprehension	\$124,240	Apprehension	\$234,416
Adjudication	\$24,698	Adjudication	\$41,614
Prosecution	\$151,772	Prosecution	\$110,661
Total	\$300,710	Total	\$386,691
<u>Coconino County</u>		<u>Pima County</u>	
Apprehension	\$280,507	Apprehension	\$719,072
Adjudication	\$41,091	Forensic Analysis	\$51,333
Prosecution	\$130,625	Adjudication	\$249,490
Total	\$452,223	Prosecution	\$691,007
		Total	\$1,710,902
<u>Gila County</u>		<u>Pinal County</u>	
Apprehension	\$318,376	Apprehension	\$142,928
Adjudication	\$0	Adjudication	\$80,817
Prosecution	\$59,495	Prosecution	\$176,676
Total	\$377,871	Total	\$400,421
<u>Graham County</u>		<u>Santa Cruz County</u>	
Apprehension	\$26,933	Apprehension	\$158,098
Adjudication	\$32,604	Adjudication	\$0
Prosecution	\$50,000	Prosecution	\$46,633
Total	\$109,537	Total	\$204,731
<u>Greenlee County</u>		<u>Yavapai County</u>	
Apprehension	\$30,400	Apprehension	\$390,988
Adjudication	\$0	Adjudication	\$54,217
Prosecution	\$34,125	Prosecution	\$123,011
Total	\$64,525	Total	\$568,216
<u>La Paz County</u>		<u>Yuma County</u>	
Apprehension	\$67,058	Apprehension	\$237,126
Adjudication	\$12,418	Adjudication	\$26,210
Prosecution	\$66,480	Prosecution	\$258,915
Total	\$145,956	Total	\$522,251
<u>Maricopa County</u>		<u>Statewide</u>	
Apprehension	\$0	Adjudication	\$28,833
Adjudication	\$668,441	Corrections	\$100,000
CJRIP	\$0	Forensic Analysis	\$382,223
Prosecution	\$1,097,617	Prosecution	\$677,652
Total	\$1,766,058	RX Medicaid Fraud	\$98,827
		Total	\$1,287,535

Apprehending Drug Offenders

Arrest Activity

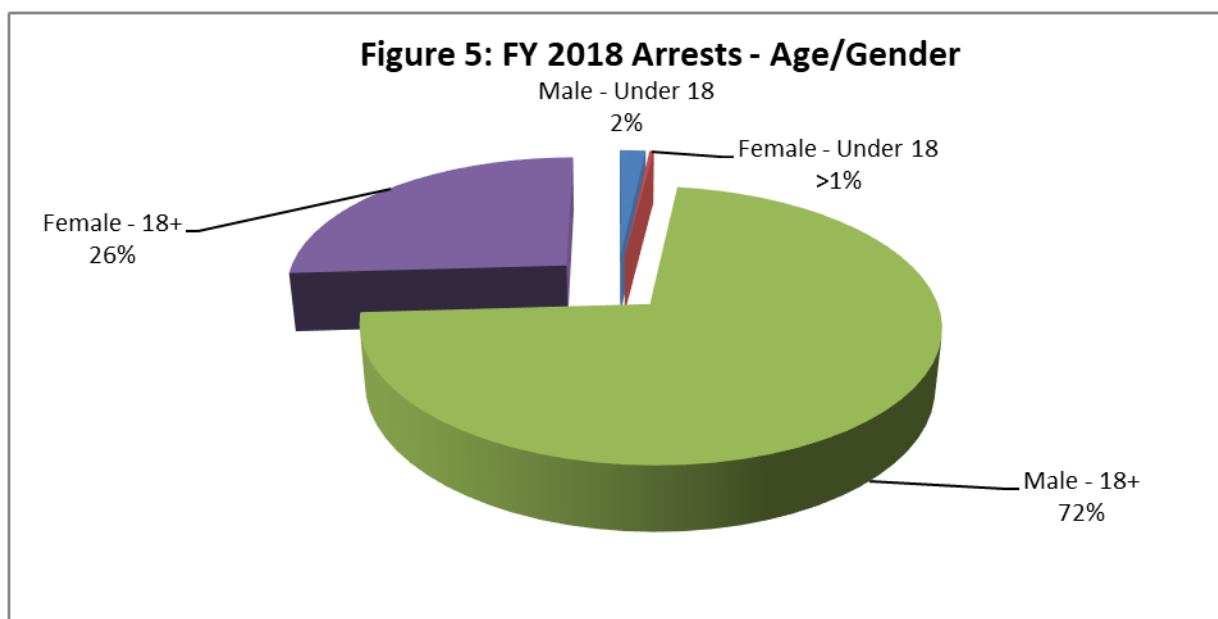
During FY 2018, apprehension project activities resulted in 4,455 drug-related arrests ([Figure 3](#)). This is a 12-percent increase above FY 2017 (3,958). [Figure 4](#) shows arrests by drug type. There were 969 arrests for marijuana (including hashish), accounting for 22-percent of drug-related arrests. This represents a 15-percent decrease in marijuana arrests below the previous fiscal year and is at its lowest since in the past five years. Methamphetamine/amphetamine arrests totaled 1,770 and comprised 40-percent of all drug arrests for FY 2018. Arrests for methamphetamine/amphetamine increased 11-percent from FY 2017 (1,589 arrests). Over a 5-year period (FY 2014 – FY 2018), the FY 2018 methamphetamine/amphetamine arrest figure was the highest. Heroin arrests made up 19-percent of drug arrests with 860, which is an eight-percent decrease from FY 2017, but a 45-percent increase above FY 2014. FY 2017 was the largest number of arrests for heroin over the ten fiscal years (2008 to 2018). The number of arrests for cocaine (both powder and crack cocaine) remained stable from FY 2017 at 268 and comprised six-percent of all drug arrests in FY 2018. The number of cocaine arrests dropped 39-percent from FY 2014 and is the lowest amount since FY 2008.

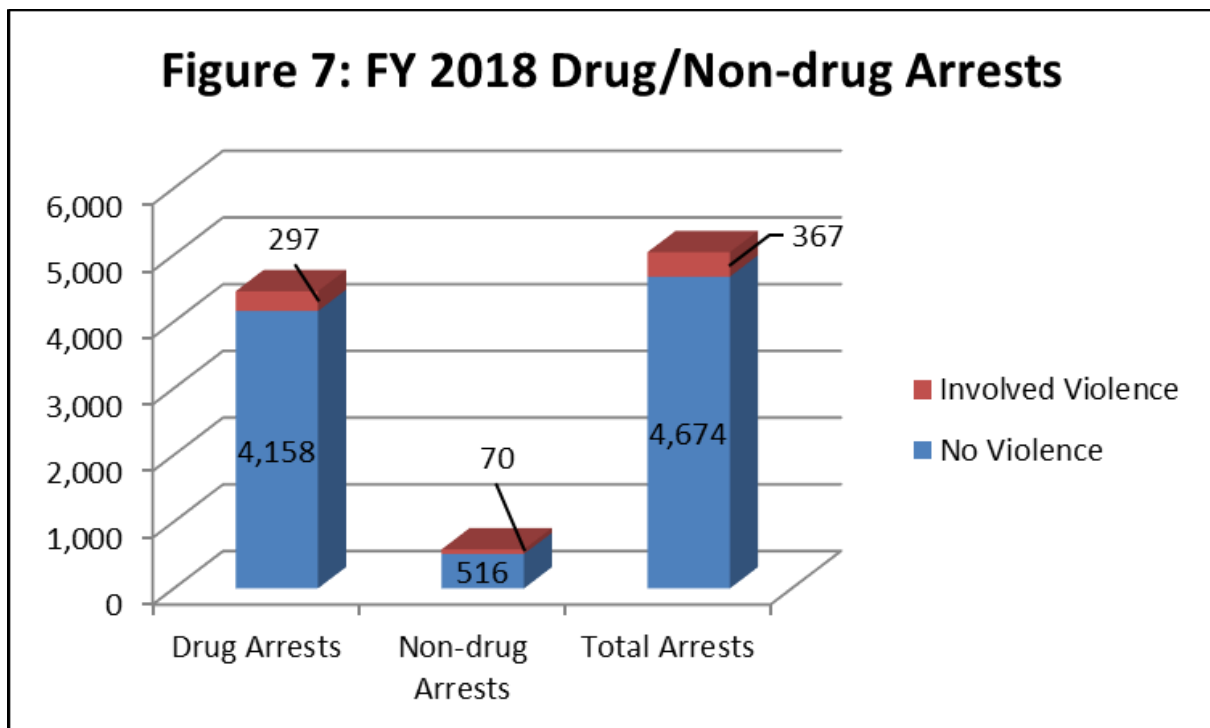
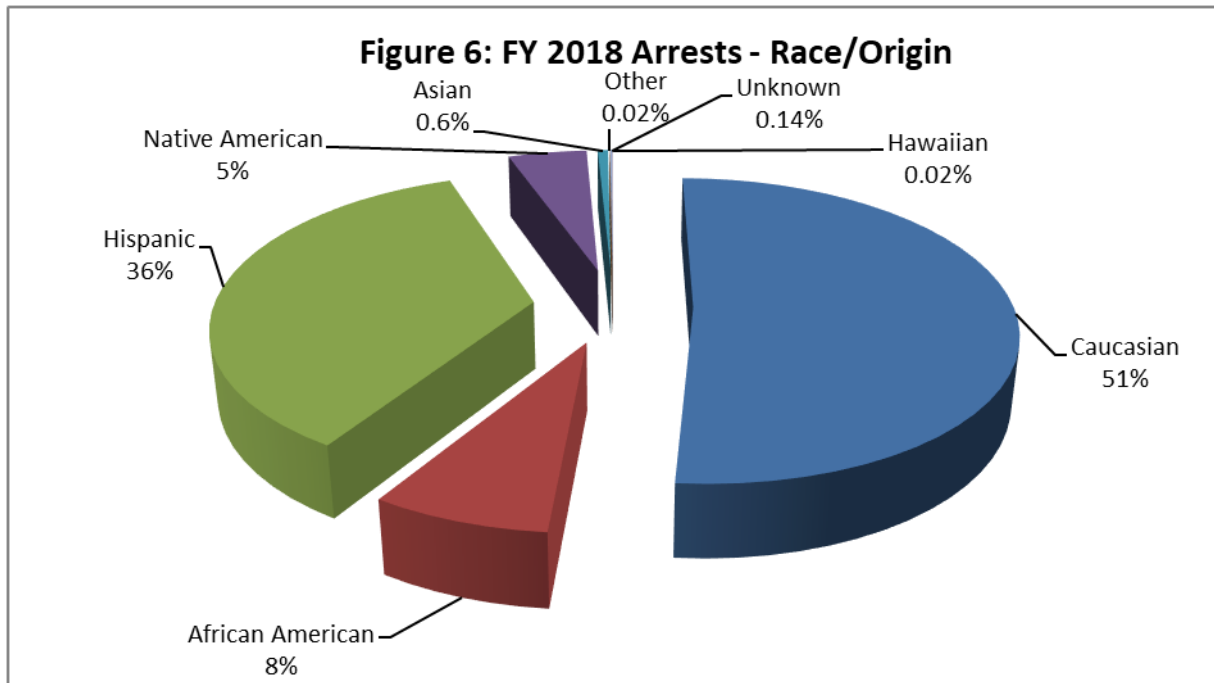




Arrest Demographics

In FY 2018, the most common arrestees among drug task forces were males, over 18 years of age and Caucasian. [Figure 5](#) shows arrests by age and gender and [Figure 6](#) shows arrests by race or origin. Males over 18 years of age accounted for 72-percent of all arrests by task forces. Caucasians represented 51-percent of all task force-related arrests. Hispanics accounted for 36-percent of all arrests followed by African Americans at eight-percent. Females over 18 years of age were the second highest age/gender group to be arrested for a drug crime by funded task forces at 26-percent. In addition, of all task force arrests, males under 18 years of age accounted for two-percent of all task force arrests while females under 18 comprised less than one percent.





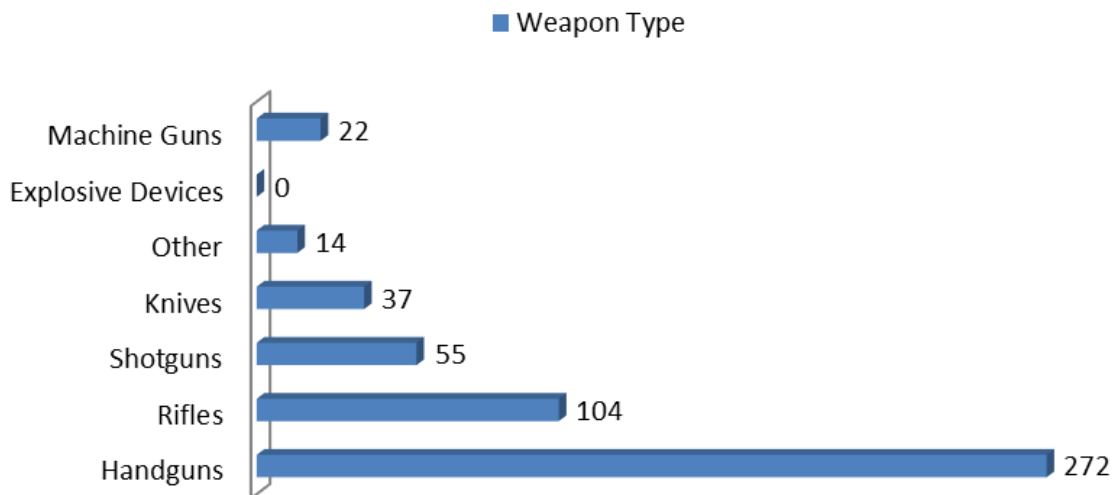
Task force personnel arrested 5,041 individuals in FY 2018. This arrest total includes individuals arrested for drug and non-drug offenses, as well as violent offenses ([Figure 7](#)). The majority of all task force arrests (88-percent) were for offenses involving drugs (4,455), with 297 (7-percent) of these drug arrests including some type of violence. Non-drug arrests (586) accounted for 12-percent of arrests, with 70 (12-percent) of these arrests including some type of violence. Of the total arrests made by task forces, both drug and non-drug arrests, 7-percent were reported to have involved a form of violence.

Asset Seizures

In addition to arresting drug offenders, task forces seized an estimated total value of over \$7.3 million in assets from drug and violent crime offenders ([Table 3](#)). Assets seized included 199 vehicles totaling an estimated value of \$1.1 million. The number of vehicles seized in FY 2018 was 18-percent less than the number seized in FY 2017 (243). Officers removed 504 weapons from the streets ([Figure 8](#)) with a total estimated value of \$242,284. Of the weapons seized in FY 2018, the weapon type most often removed were handguns (54-percent), followed by rifles (21-percent) and shotguns (11-percent). Task force personnel also seized currency and other property with an estimated value exceeding 5 million.

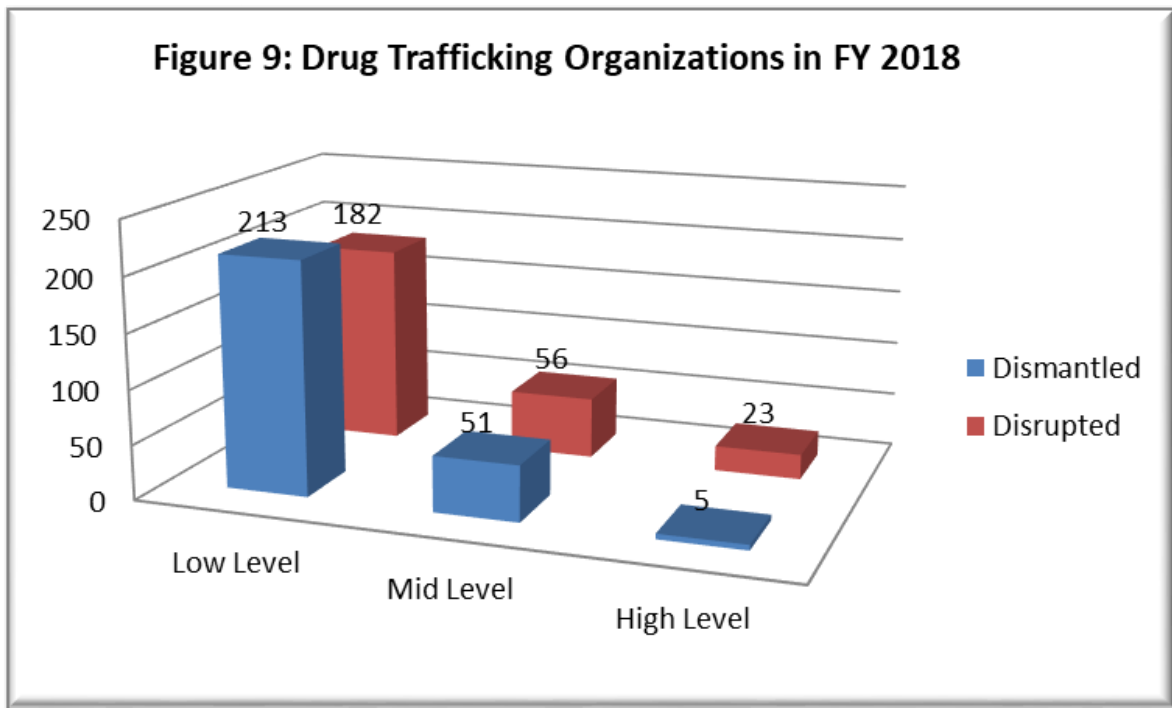
Table 3: Asset Seizure and Values				
	FY 2017		FY 2018	
	Seized	Value	Seized	Value
Vehicles	243	\$1,745,997	199	\$1,130,560
Weapons	476	\$181,675	504	\$242,285
All Other		\$8,018,245		\$5,994,043
Total Value		\$9,945,917		\$7,366,888

Figure 8: Weapons Seized in FY 2018



Drug Trafficking Organizations

Apprehension project activities include drug interdictions and assists, pursuing investigative leads and tips, serving search warrants and disrupting or dismantling Drug Trafficking Organizations (DTOs), as well as numerous other efforts to combat drug, gang, or violent criminal activities. DTOs consist of five or more people, organized in some fashion, who gain substantial income from a continuing series of drug-related activities. A DTO is dismantled when the criminal organization is put out of existence or broken up to the extent that reconstruction of the same criminal organization is impossible. A DTO is disrupted when there is significant interference in the conduct of normal and effective operation by the targeted organization, as indicated by changes in organizational leadership, trafficking patterns, or drug production methods. Data collected by the task force include Drug Trafficking Organizations that are classified as low-level (street dealer), mid-level (distributor or retailer), or high-level (manufacturer or supplier). [Figure 9](#) shows in FY 2018, task forces dismantled 269 DTOs, the majority of which (79-percent) were low-level organizations followed by mid-level organizations (19-percent). The number dismantled represents an increase of 53-percent over the previous fiscal year when 176 DTOs were dismantled. Task forces also disrupted the activities of 261 DTOs in FY 2018, most (70-percent) were low-level organizations followed by mid-level organizations (21-percent). The total number of DTOs disrupted increased 32-percent from FY 2017 (198).



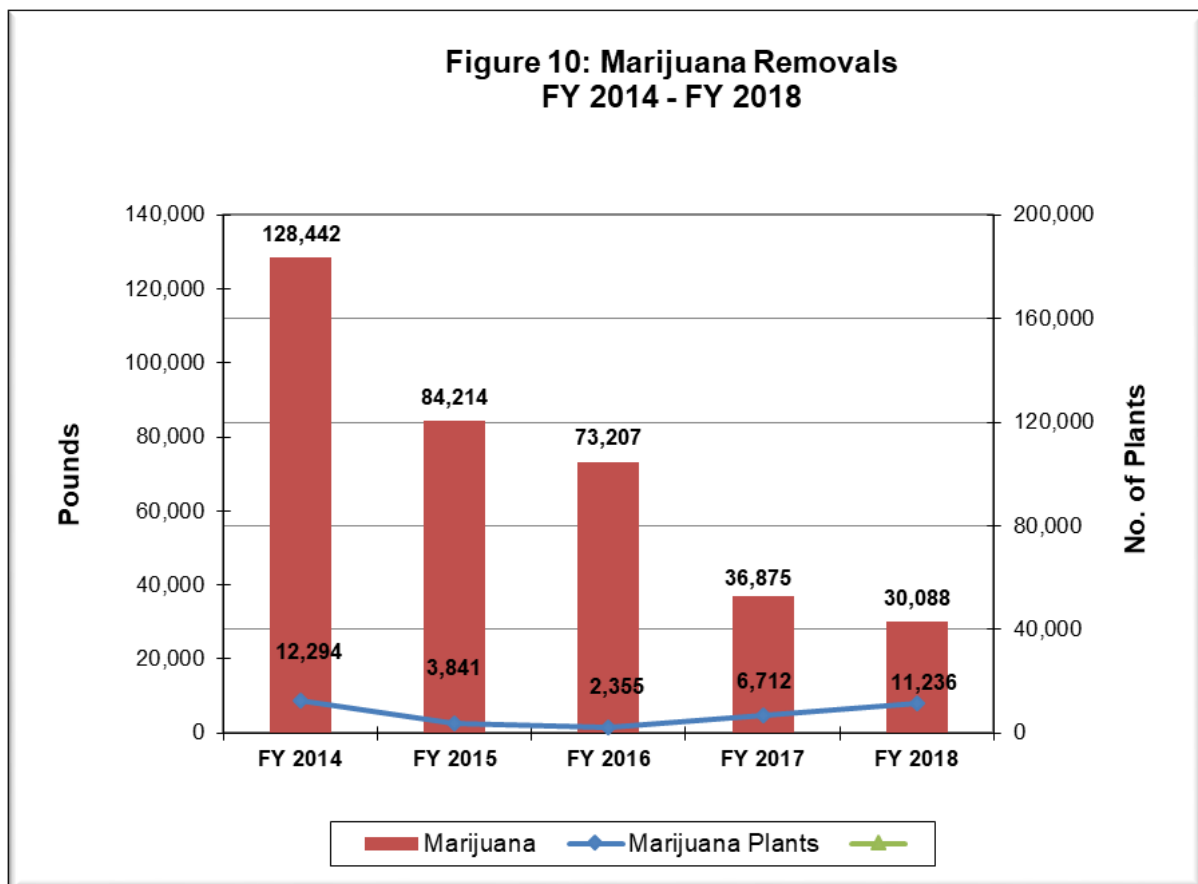
Drug Removals

The removal of illicit drugs from the community serves as one of the many benefits provided by the work of funded task forces in Arizona. During FY 2018, task forces removed marijuana, as well as numerous other drug types including cocaine, methamphetamine, heroin, LSD, PCP, other hallucinogens, stimulants, and depressants. The estimated street value of these drugs is \$139,487,209.

Marijuana removals continue to represent a large portion of task force activities statewide, with 30,088 pounds removed and 11,236 plants with a combined estimated street value over \$41 million. Cocaine and crack removals totaled 1,671 pounds and an estimated combined street value of \$26 million. Methamphetamine removals totaled 2,044 pounds and an estimated street value of \$51 million. Heroin removals totaled 458 pounds with an estimated street value of \$14.6 million.

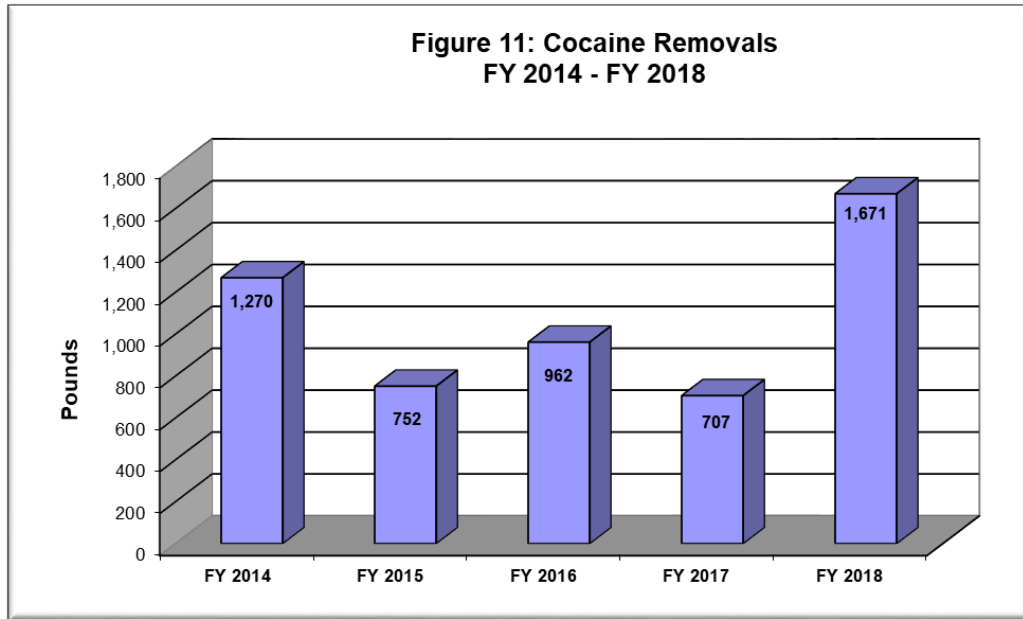
Marijuana

Overall, marijuana (including marijuana plants) is the second highest drug involved in task force arrests (938 arrests). The amount of marijuana removed ([Figure 10](#)) in FY 2018 (30,088 pounds) decreased 18-percent below the quantity removed in FY 2017 (36,875 pounds). In addition, the number of marijuana plants removed increased from 6,712 in FY 2017 to 11,236 in FY 2018, an increase of 67-percent. The amount of marijuana seized in FY 2018 was the lowest amount over the last ten years. The top five task forces for marijuana removals (excluding plants) in FY 2018 were from Santa Cruz County, Cochise County, Pinal County, Pima County, and Apache County. The top five task forces for marijuana plant removals were Gila County, La Paz County, Pinal County, Navajo County, and Apache County.



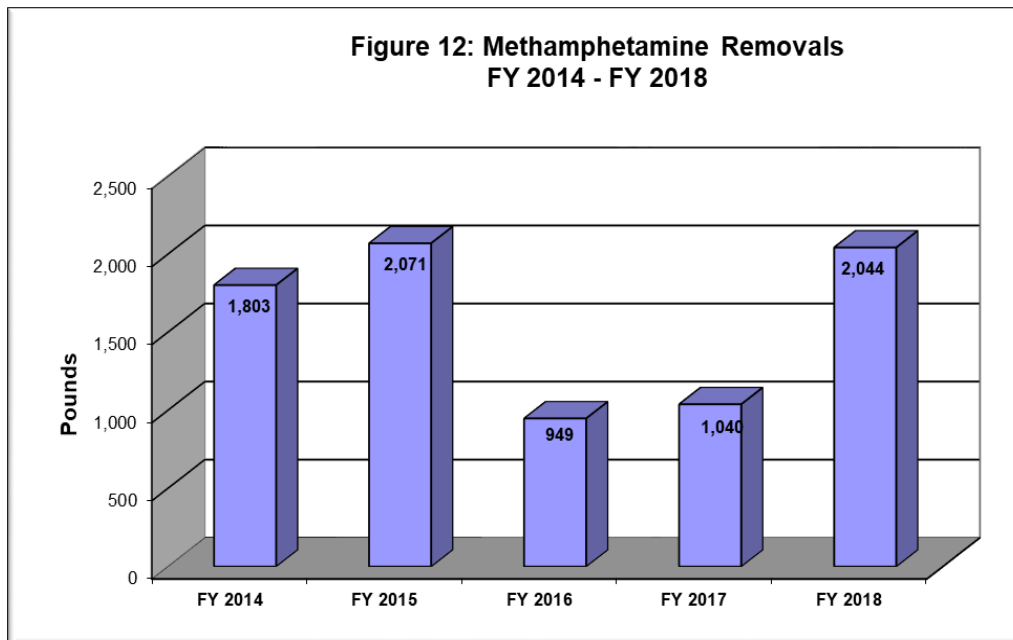
Cocaine

The amount of cocaine removed in FY 2018 increased by 136-percent from the previous fiscal year ([Figure 11](#)). In FY 2018, 1,671 pounds of cocaine were removed from Arizona streets by the grant-funded task forces. This represents an increase in seizures of 964 pounds from FY 2017. Crack cocaine and powder cocaine are included in these numbers. The amount of cocaine seized in FY 2018 was the highest amount over the last five years. The top five task forces for cocaine removals in FY 2018 were from Pima County, Santa Cruz County, Mohave County, Coconino County, and La Paz County



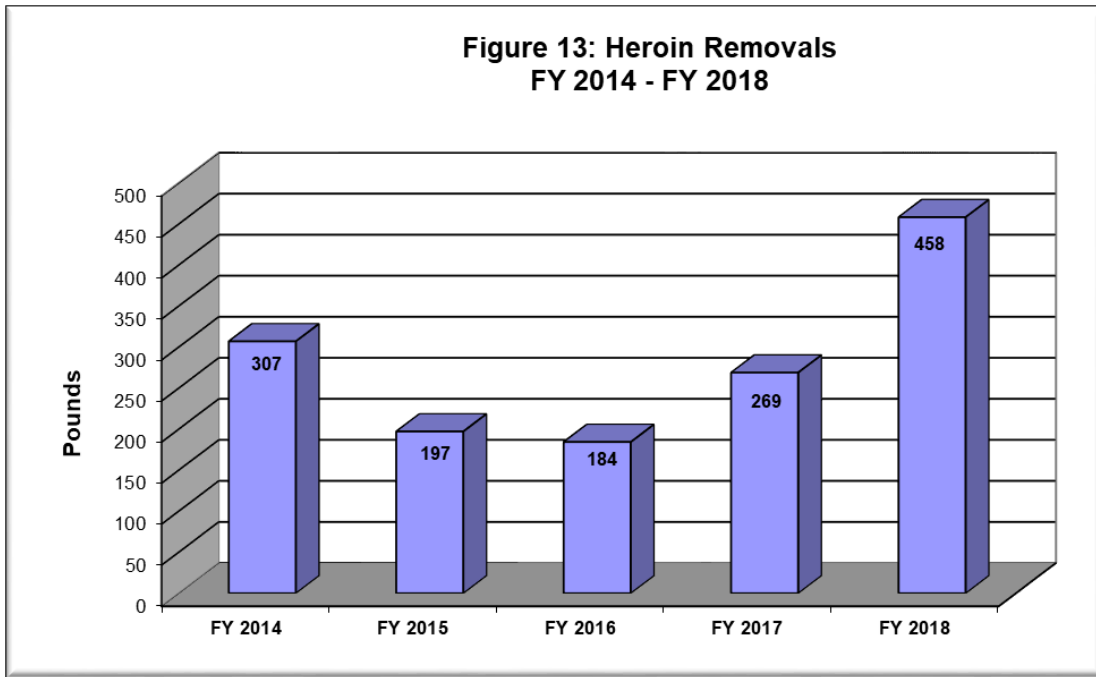
Methamphetamine

The quantity of methamphetamine removed by funded task forces increased by 97-percent in FY 2018 over the previous fiscal year ([Figure 12](#)). In FY 2018, 2,044 pounds of methamphetamine were removed from Arizona streets. The top five task forces for methamphetamine removals in FY 2018 were Santa Cruz County, Pima County, La Paz County, Yuma County, and Coconino County.



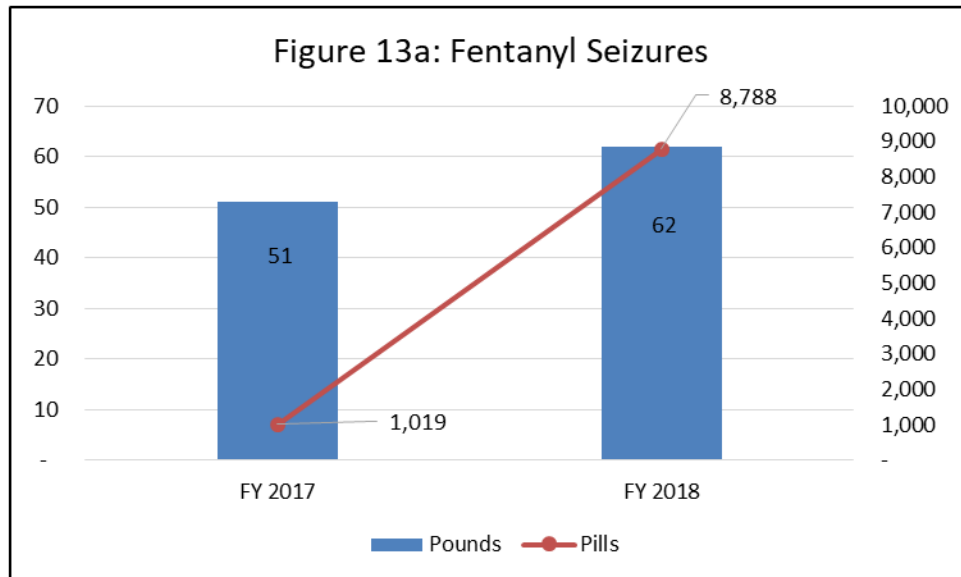
Heroin

The quantity of heroin removed by funded task forces increased by 70-percent in FY 2018 over the previous fiscal year (**Figure 13**). In FY 2018, 458 pounds of heroin were removed from Arizona streets. The top five task forces for heroin removals in FY 2018 were Santa Cruz County, Pima County, Coconino County, Pinal County, and Gila County.



Fentanyl

ACJC began tracking Task Force seizures and purchases, of Fentanyl, in FY 2017 (**Figure 13a**). During FY 2018, funded task forces reported seizing 62 pounds of fentanyl and 8,788 fentanyl pills, with an estimated combined value of over \$2.1 million. The fentanyl seized in FY 2018 (62 pounds) represents an increase of 22-percent over the amount seized the previous fiscal year (51 pounds). The fentanyl pills seized in FY 2018 (8,788 pills) represents a 762-percent increase over the number seized the previous fiscal year (1,019 pills).



Prosecuting Drug Offenders

There was a total of 38,600 prosecutions of individuals by funded grant projects throughout the state in FY 2018. Of this amount, 30,750 (80-percent) involved drug crimes. During the grant year, 25,200 individuals were convicted as a result of prosecutions under this program. Of this amount, 20,316 convictions (81-percent) involved drug crimes.

In FY 2018, 44,791 drug-related cases were referred for prosecution, a 9-percent increase from FY 2017 (40,924). Of these referrals, 69-percent of these cases moved forward for prosecution. Prosecutors declined 9,399 (21-percent) of the drug cases referred. In FY 2018, 4-percent of drug cases referred for prosecution were declined due to department report problems, a 13-percent decrease from FY 2017. Of the drug cases prosecuted in FY 2018, 66-percent resulted in convictions, 14-percent were dismissed with or without prejudice, and 0.5-percent resulted in acquittal. There were 5,984 cases pending at the end of the fiscal year.

Prosecution Activity

In FY 2018, the drug offense type most often prosecuted was for possession or concealment of drugs (81-percent), followed by distribution or sales at 6-percent (**Figure 14**). Of all the crimes (both drug and non-drug) prosecuted by prosecution projects, 86-percent were felony prosecutions and 14-percent misdemeanor prosecutions (**Figure 15**). The drug most often involved in drug prosecutions (**Figure 16**) was methamphetamine with 31-percent. This was followed by marijuana-related prosecutions with 26-percent. Heroin prosecutions followed with 11-percent, respectively, and paraphernalia offenses made up 16-percent of all prosecutions.

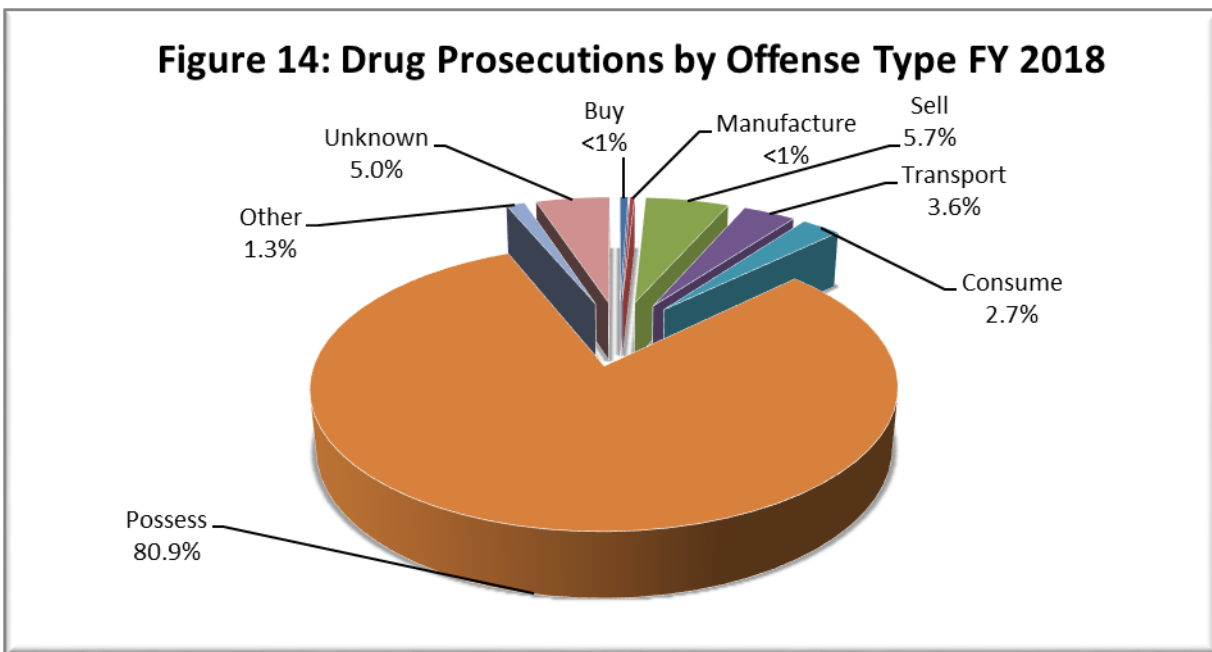


Figure 15: Prosecution Class of Offense FY 2018

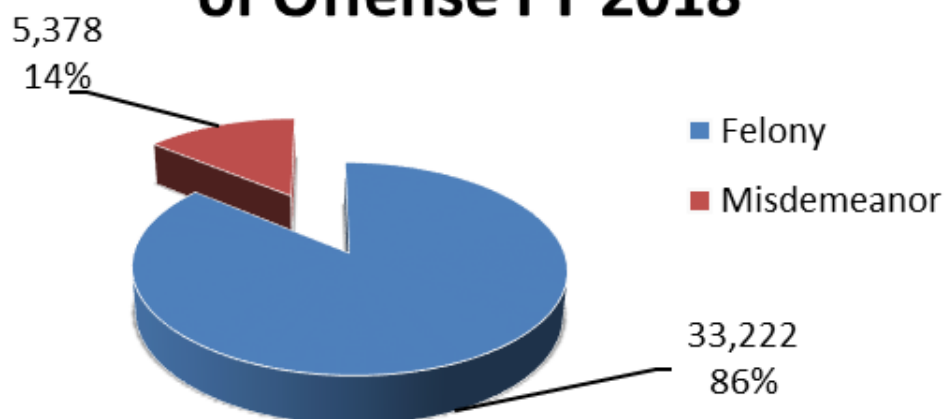
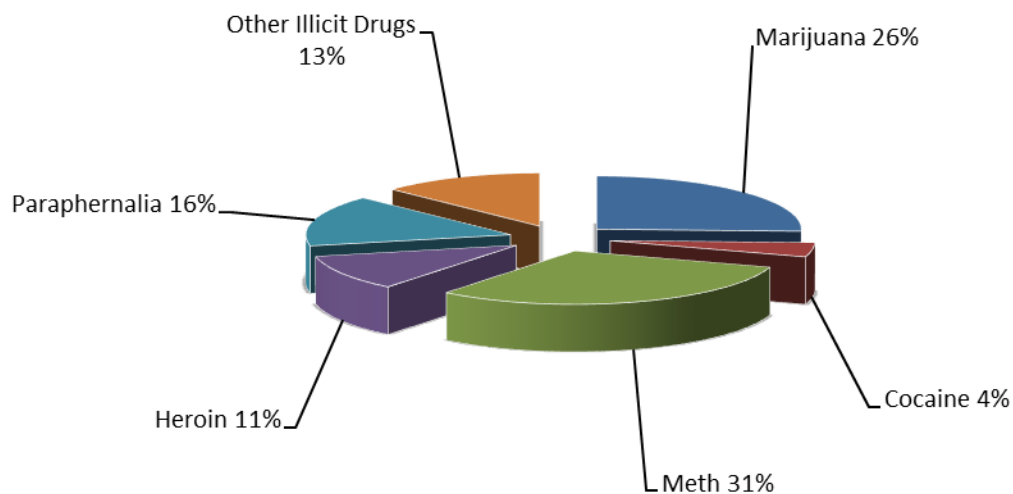


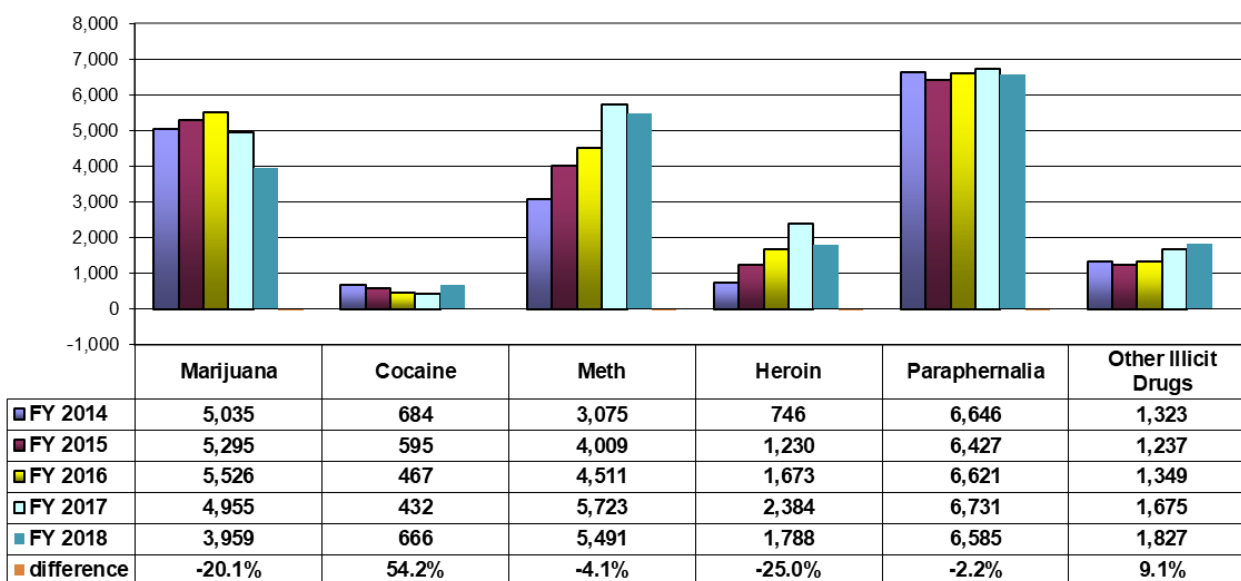
Figure 16: Percentage Prosecutions by Drug Type FY 2018



Conviction Activity

The combined efforts of law enforcement and prosecution projects led to 20,316 individual drug-related convictions in FY 2018 (**Figure 17**). There were 7-percent fewer drug convictions than the previous fiscal year. Convictions for marijuana, methamphetamine, heroin, and paraphernalia decreased in FY 2018, however, cocaine convictions are at the highest level since FY 2014. Other illicit drugs increased in FY 2018 by 9-percent after falling consistently since FY 2010. Cocaine convictions increased by 54-percent in FY 2018 and are at the highest levels since FY 2014.

Figure 17: Drug Convictions Comparison FY 2014- FY 2018



Case Outcomes

In FY 2018, 30,631 drug and non-drug cases were concluded (**Figure 18**), resulting in a conviction, acquittal, or dismissal. Of the total cases concluded, 0.16-percent (51 cases) resulted in an acquittal, 18-percent resulted in a dismissal (5,380 cases), and 82.2-percent (25,200) resulted in a conviction. For drug-only cases, 0.6-percent (17 cases) resulted in an acquittal, 18-percent (4,432 cases) resulted in dismissal, and 82-percent (20,316) resulted in a conviction.

Felony classifications (**Figure 19**) accounted for 77-percent of all drug-related convictions, with 23-percent accounting for misdemeanor classifications. Of the drug-related convictions (**Figure 20**), 99-percent were the result of plea negotiations. Convictions resulting from jury and bench trials made up approximately one-percent of all convictions involving funded prosecution projects.

Figure 18: Case Convictions and Acquittals, FY 2018

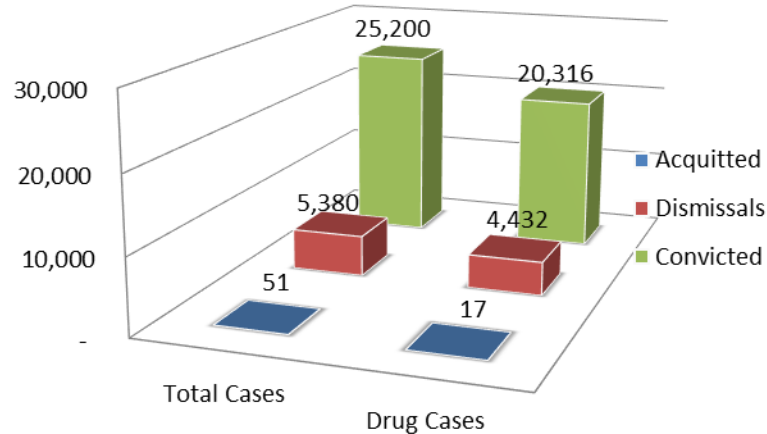


Figure 19: Drug Conviction Class Offense, FY 2018

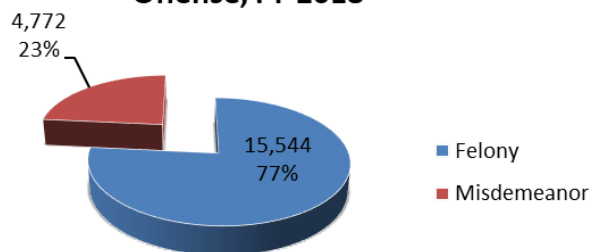
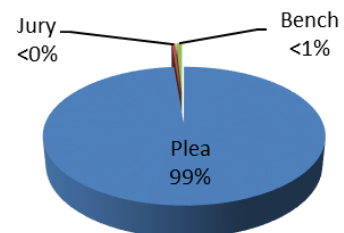


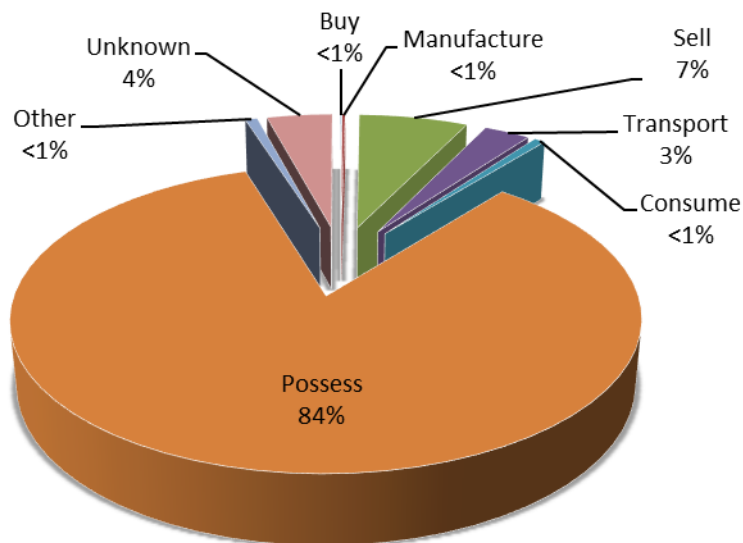
Figure 20: Drug Convictions, FY 2018



Type of Offense

The majority of drug-related convictions ([Figure 21](#)) in FY 2018 were for possession offenses (84-percent). Offense convictions for drug sales made up about 7-percent of all drug-related convictions while convictions for transporting drugs were approximately 3-percent. In FY 2018, the drug-related offenses with the lowest number of convictions were for manufacturing, buying, and consumption offenses at less than one percent each.

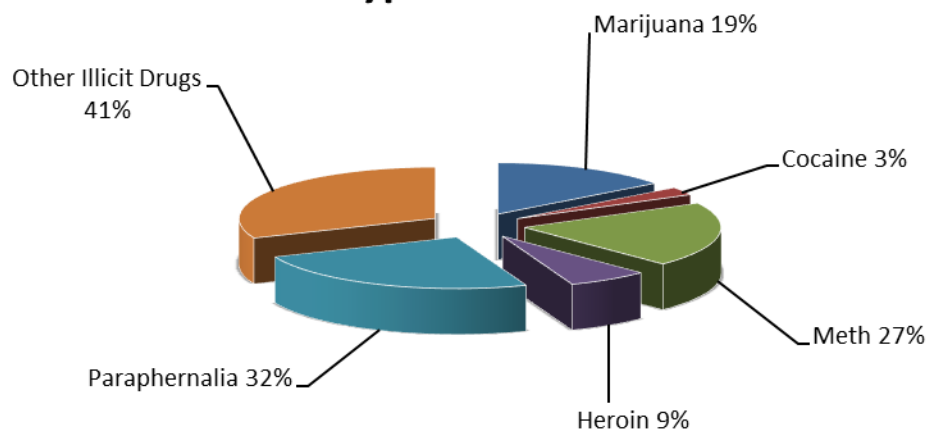
Figure 21: Drug Convictions by Offense Type FY 2018



Type of Drugs

Figure 22 shows convictions for paraphernalia that, although not a specific drug type, accounted for the largest percentage of drug-related convictions at 32-percent. The most common type of drug involved in drug convictions for FY 2018 was methamphetamine. Methamphetamine accounted for the most convictions at 27-percent, followed by marijuana, which accounted for 19-percent of all drug-related convictions. Convictions for offenses involving heroin and cocaine totaled 9-percent and 3-percent, respectively.

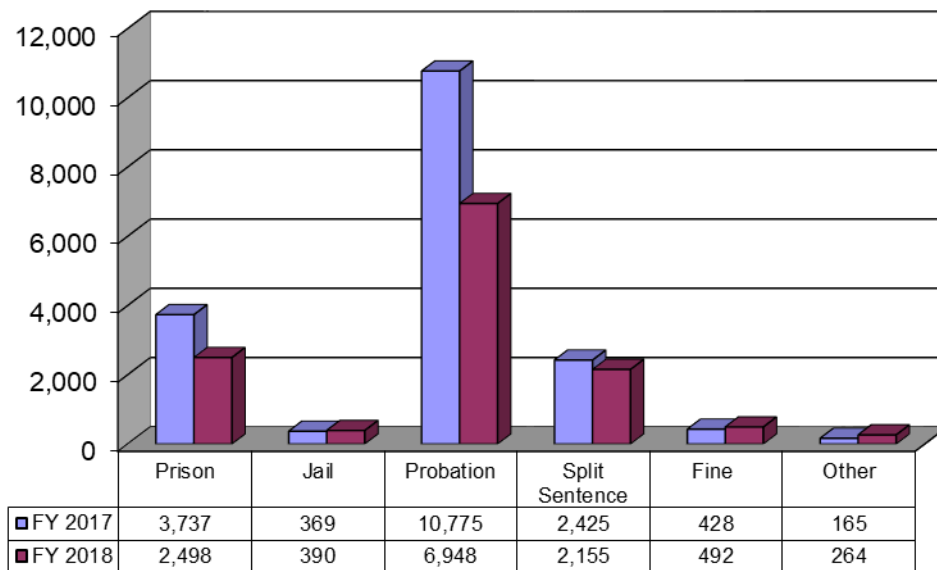
Figure 22: Percentage Convictions by Drug Type FY 2018



Sentencing

Defendants received sentences that may have included the following: incarceration, probation, fines, a combination of one or more types (split sentence), or other ([Figure 23](#)). There were 12,747 individuals sentenced for drug-related offenses from prosecution projects in FY 2018. This total is a 29-percent decrease from FY 2017. More than 55-percent of these defendants (6,948) received a sentence of probation. Prison sentences were given in 20-percent of the cases with only 3-percent receiving jail sentences. Fines were given in 4-percent of drug-related cases, and 17-percent received split sentences, requiring some jail time and probation. Compared to FY 2018, the number of defendants receiving prison sentences decreased by 33-percent, the number receiving jail sentences increased by 6-percent, split sentences decreased by 11-percent and the number of fines increased by 15-percent. The number of defendants receiving a term of probation decreased by 36-percent below FY 2017.

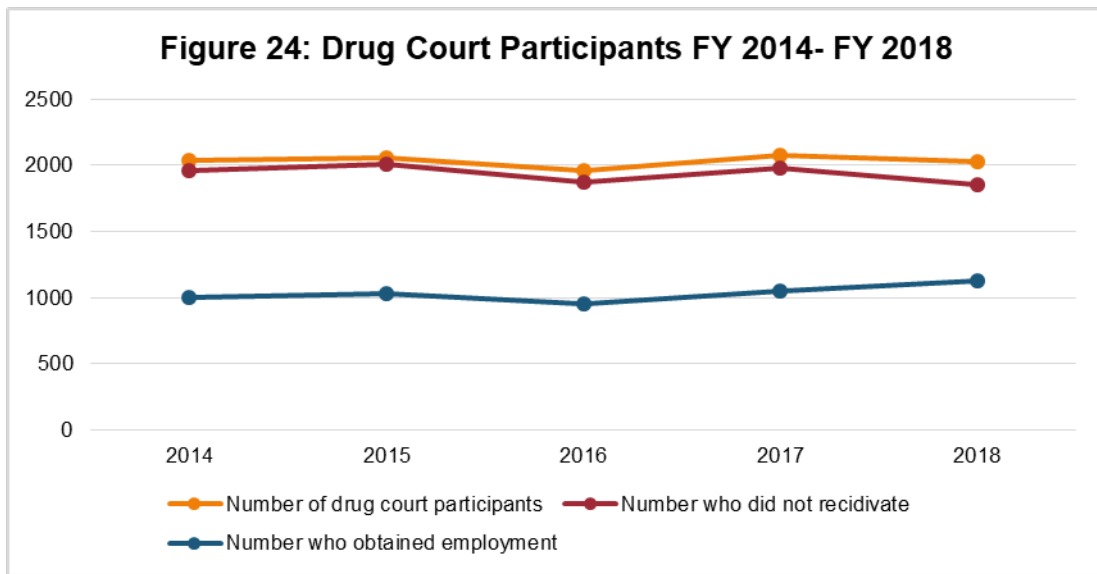
Figure 23: Drug Sentencing Comparison FY 2017 - 2018



Adjudication

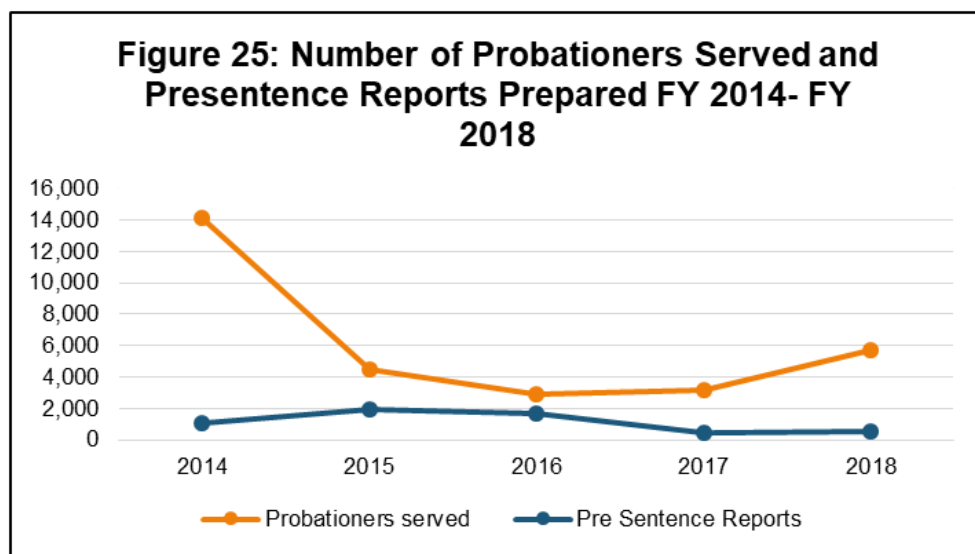
Drug Courts

Over the past five years project funding for the drug court programs throughout Arizona has remained relatively the same, and as a result, the number of participants in the program has also remained relatively similar ([Figure 24](#)). Throughout the past five years, the drug court program has had a total of 10,154 participants, of which 9,681 (95-percent) did not recidivate while in the program. FY 2018 had drug court participants totaling 2,027 (20-percent of the total number of participants). FY 2018 had the highest number of participants who obtained employment with 1,130. Within the previous five years, 51-percent of drug court participants obtained employment during their participation.



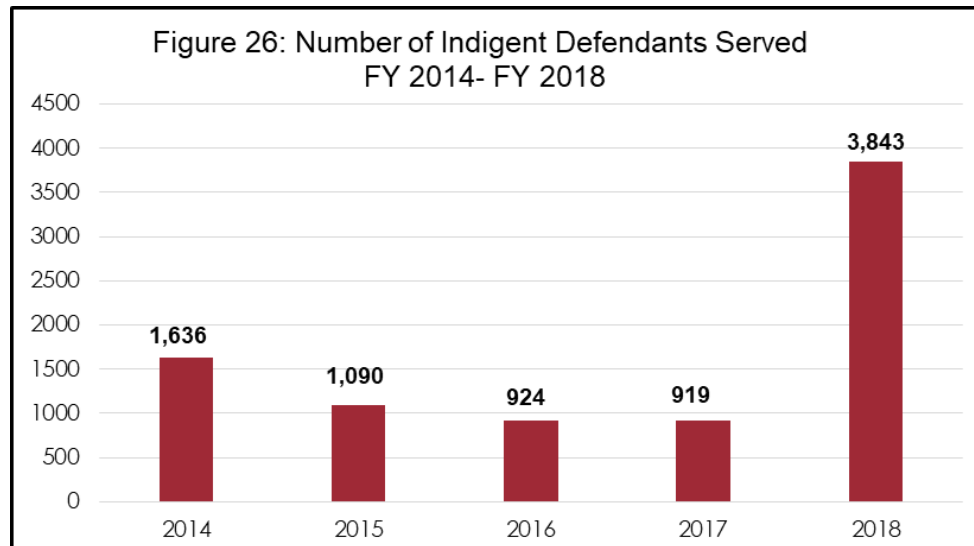
Probation

The total number of probationers served through the grant program has increased from FY 2017 to FY 2018 ([Figure 25](#)). From FY 2017 to FY 2018, the number of probationers served has increased by 82-percent, from 3,163 to 5,741. The number of presentence reports written increased from 464 in FY 2017 to 556 reports prepared in FY 2018.



Indigent Defense Services

The number of indigent defendants served by the grant program will peak in FY 2018, after a steady decrease over the past three fiscal years ([Figure 26](#)). FY 2018 resulted in the highest number of indigent defendants served in the past five years. FY 2018 represents a 318-percent increase in the number of indigent defendants served. The number of indigent defendants increased from 919 in FY 2017 to 3,843 in FY 2018.

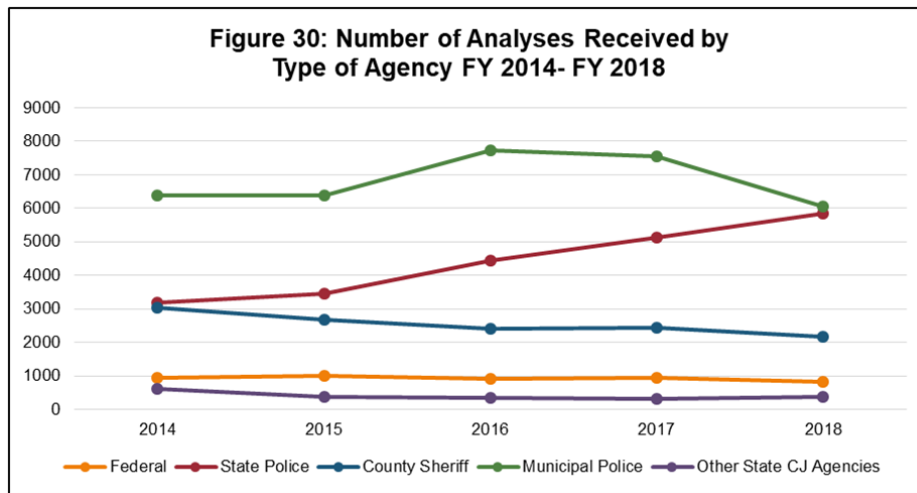


Forensic Drug Evidence Analysis

Analyses Received by Type of Agency

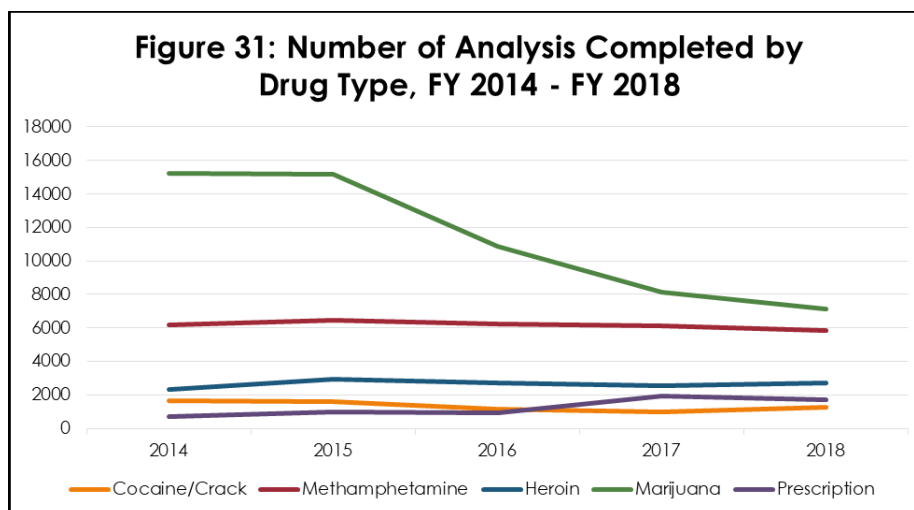
In FY 2018 law enforcement agencies submitted 15,276 samples to be analyzed by funded forensic support projects. Of this amount, 838 were from federal agencies, 5,839 from state police, 2,161 from county sheriff's offices, 6,053 from municipal police departments, and 385 from other state criminal justice agencies.

In the past five years, the total number of analyses received by various agencies statewide is 75,531 ([Figure 30](#)). FY 2017 had the largest number analyses, with a total of 16,371. Of the various agencies, municipal police submitted the largest amount of analyses for all five years, with a total of 34,123 which accounts for about 45-percent of all analyses. State police agencies submitted the second highest number of samples for analyses, with a total of 22,044 analyses received, accounting for 29-percent. And county sheriffs submitted the third largest amount of analyses with about 17-percent (12,717 analyses).



Analyses by Selected Drug Type

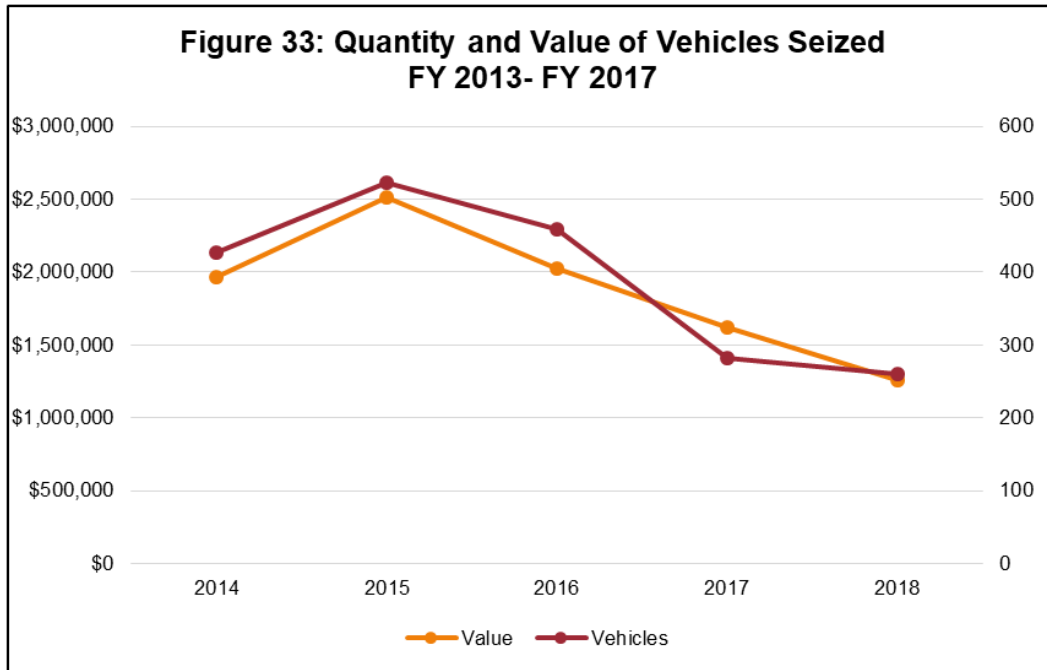
The drug type most often found in samples was marijuana (7,132) followed by methamphetamine/amphetamine (5,863). In the past five years, statewide forensic efforts resulted in a total of 113,564 analyses of the selected drug types below ([Figure 31](#)). Marijuana is the highest drug type analyzed from the past five years accounting for 56,553 (50-percent) of total analyses but has steadily decreased since FY 2015.



Attorney General Civil Asset Forfeitures

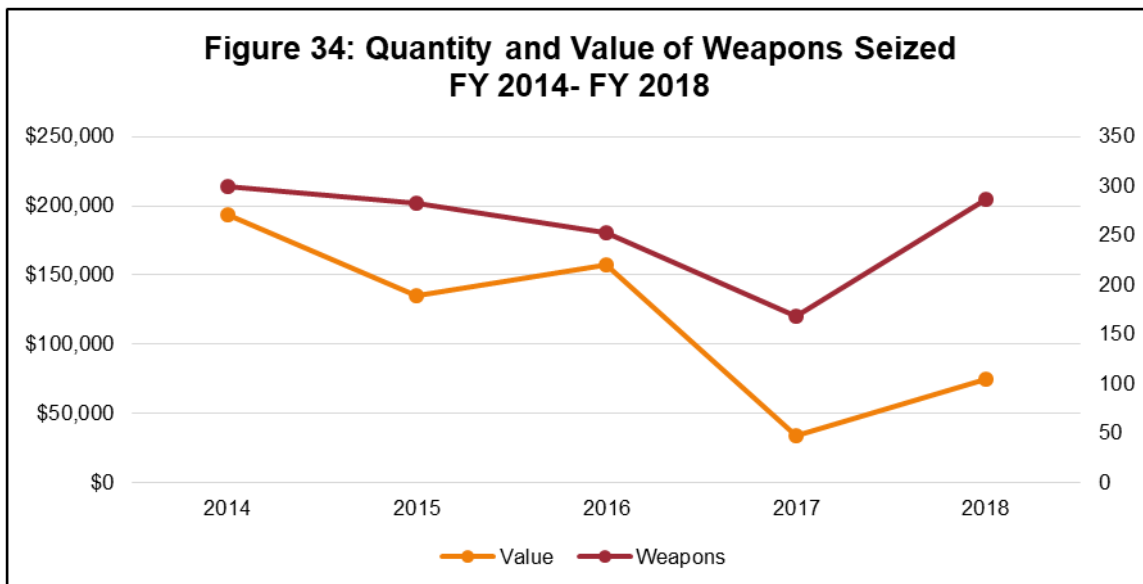
Vehicles

The Arizona Attorney General's Statewide Financial Remedies Section (AGO-FRS) seized a total of 1,950 vehicles between FY 2014 and FY 2018, resulting in a total value of over \$9.3 million ([Figure 33](#)). The largest number of vehicles seized in the past five fiscal years was in FY 2015 with 522 vehicles, which resulted in the value of over \$2.5 million. FY 2018 resulted in 260 vehicles seized with a total value of \$1,256,884.



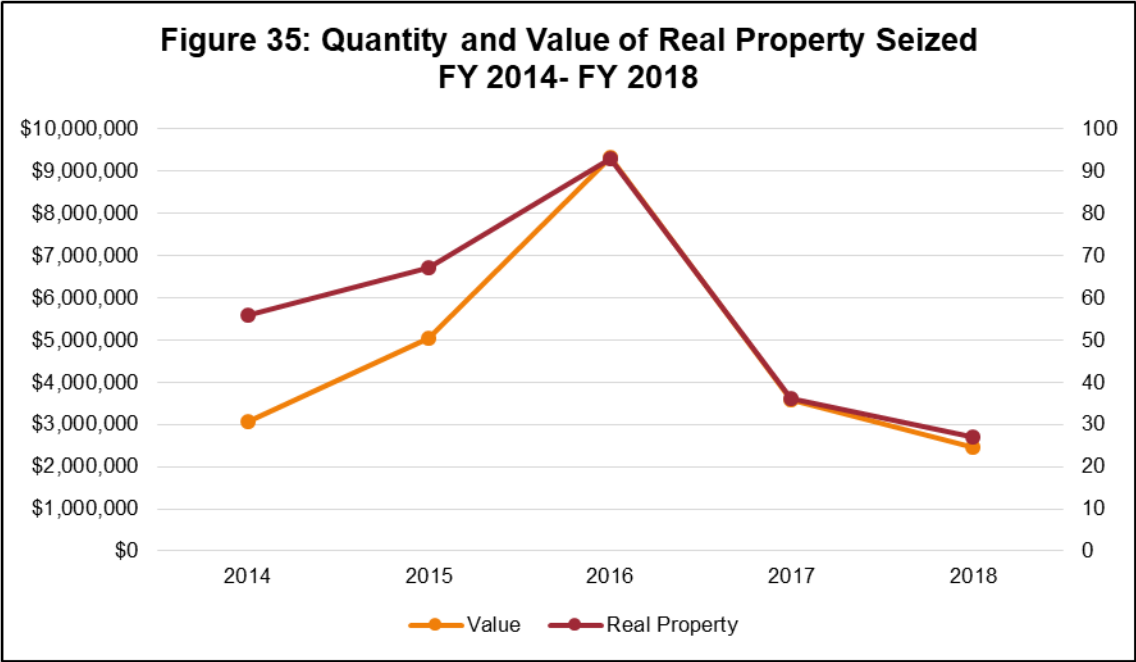
Weapons

AGO-FRS seized a total of 1,292 weapons in the past five fiscal years, which resulted in a total value of \$595,824 ([Figure 34](#)). FY 2014 resulted in the largest amount of weapons seized in quantity and value; 300 weapons resulting in \$193,855. FY 2018 resulted in 287 weapons seized, with a total value of \$74,544.



Real Property

AGO-FRS seized a total of 279 properties resulting in a value of over \$23.4 million in the past five fiscal years ([Figure 35](#)). FY 2016 resulted in the largest amount seized; 93 real properties with a value of \$9.3 million. AGO-FRS seized a total of 27 properties with a value of \$2,463,026 in FY 2018.



Account History

Expenditures from the Drug Enforcement Account began in March 1988, and a sustained, continuous program has been maintained since that time. From April 1, 1988, through June 30, 2018, a total of \$366,975,788 has been expended on criminal justice-related projects. Of this amount, \$130,475,347 has been expended on apprehension projects; \$130,375,913 for prosecution projects; \$66,556,782 for adjudication projects; \$22,696,238 on drug forensic analysis and drug offender detention projects; \$4,692,195 on other criminal justice projects; and \$12,179,311 for criminal history records improvement projects, which had its first expenditure in FY 1995.

During the program's 30 years, apprehension project activities resulted in the arrest of 128,781 drug offense violators. Project activities were responsible for the removal of 4,581,418 pounds of marijuana; 88,497 pounds of cocaine; 17,878 pounds of amphetamine/methamphetamine; and 3,734 pounds of heroin. Drug traffickers' non-drug assets, with a gross estimated value of \$330,492,665, were seized.

***Note:** Actual forfeiture of seized trafficker assets is a legal process, and the gross estimated value of such seizures is very seldom received by law enforcement and prosecuting agencies. After forfeiture is achieved, lien holders (financial institutions and other legitimate claimants) are paid from the actual forfeiture proceeds. Storage, property maintenance and management costs, processing and disposition fees are paid from forfeiture proceeds. The estimated gross value of seizures is used only as an indicator of the negative impact seizures have on drug traffickers' resources.*

The results achieved in the 30 years of the enhanced drug enforcement program show that for every \$1,013 expended by the apprehension project, one drug violator arrest was made. Also, each drug arrest resulted in an estimated value of \$2,566 in deprived profits from drug offenders.

Criminal Justice Systems Improvement

Of the six priority areas authorized by the Commission for the Byrne Justice Assistance Grant, one directs funding toward the improvement of criminal history record information. The establishment of the Byrne Justice Assistance Grant program initially required that each state allocates at least five percent of its total grant funds for the improvement of criminal justice records.

Although no longer a mandatory set-aside, the Commission continues to approve five-percent of the Byrne Justice Assistance Grant funding for the Gerald Hardt Memorial Criminal Justice Records Improvement Program (CJRIP). Projects under CJRIP support records improvement and information sharing, in accordance with the Arizona Records Improvement and Information Sharing Strategic Plan. The strategic plan document, updated in 2011, will guide tactical decision making through 2017. ACJC is working on updating the Arizona Records Improvement and Information Sharing Strategic Plan in FY2019.

The goals outlined in the strategy documents focus on the improvement of the timeliness, completeness, accuracy, and accessibility of criminal justice information and processing, with an emphasis on criminal history information. High priority is given to encourage automation and establishment of business process improvements for criminal processing, disposition records and reporting to the National Instant Criminal Background Check System (NICS).

Funding for projects provides opportunities for state, county, and local agencies to improve information exchange as a case moves through the judicial process. Allocations for equipment purchases, contractual/consultant services, travel, and supplies assist in the implementation of systems and future reductions in disposition backlogs is critical to carrying out the Arizona Records Improvement and Information Sharing Strategy.

Program goals encourage procedures and systems that ensure arrest and disposition information is submitted to and accessible through the Arizona Central State Repository (ACCH) at the Department of Public Safety. Governed by A.R.S. § 41-1750, criminal justice agencies are required to submit arrest and case disposition information to the ACCH for specific offenses. Information in the repository is critical, and the lack of completeness of criminal history records impacts all aspects of the criminal justice process and presents a public safety issue. It is essential for a law enforcement officer who initiates contact with a suspect to have timely access to accurate information. Criminal justice agencies rely on accurate and

complete criminal history information for making determinations concerning bail, sentencing, release, and eligibility to possess firearms. More and more, public and private sector employers that conduct background checks rely on criminal history records when making employment decisions. As the reliance upon criminal history records expands and the utility of criminal information increases, the importance of access to complete, timely and accurate information becomes even more important.

PAGE INTENTIONALLY LEFT
BLANK

Apprehension - Task Force Activities

	<u>FY 2018 Awards</u>
Apache County – Apache County Cooperative Enforcement Narcotics Team (ACCENT)	\$ 225,276
Cochise County - Narcotics Enforcement Team (CCNET)	\$ 124,240
Coconino County - Northern Arizona Street Crimes Task Force (METRO)	\$ 280,507
Gila County - Drug, Gang and Violent Crimes Task Force	\$ 318,376
Graham County - Southeastern Arizona Narcotic Task Force	\$ 26,933
Greenlee County - Narcotics Task Force (GCNTF)	\$ 30,400
La Paz County – Narcotics Task Force (LPCNTF)	\$ 67,058
Mohave County – Mohave Area General Narcotics Enforcement Team (MAGNET)	\$ 332,011
Navajo County - Major Crimes Apprehension Team (MCAT)	\$ 234,416
Pima County - Counter Narcotics Alliance (C.N.A.)	\$ 719,072
Pinal County - Narcotics Task Force (PCNTF)	\$ 142,928
Santa Cruz County – HIDTA Investigative Task Force (SCCHITF)	\$ 158,098
Yavapai County - Partners Against Narcotics Trafficking (PANT)	\$ 390,988
Yuma County – Yuma County Narcotics Task Force (YCNTF)	<u>\$ 237,126</u>
TOTAL	\$ 3,287,429

Summary of Activity – Apprehension

Approved Budget FY 2018	
Personnel	\$ 1,518,942
Overtime	\$ 505,470
Employee Related Expenditures	\$ 1,263,017
Total	\$ 3,287,429
Fund Source:	
Federal - Byrne/JAG	\$ 1,314,972
State	\$ 1,150,601
Match	\$ 821,856

During FY 2018, drug and gang apprehension task forces operated in 14 Arizona counties. Apprehension programs conduct an array of activities to combat criminal drug activity and related gang and violent crime. Apprehension program activities in FY 2018 resulted in 4,455 drug-related arrests and 586 arrests for non-drug offenses. Arrests for methamphetamine/amphetamine accounted for the largest percentage of drug arrests, totaling 1,770 (40-percent). The largest portion of drug offense types was possession/concealing with 2,952 arrests (66-percent), followed by and distribution/sale 686 (15-percent), and transport/import 483 (11-percent). There were 66 gang-related arrests, and of the 5,041 total arrests, 4,535 (90-percent) were felonies, and 506 (10-percent) were misdemeanors.

Statewide, Apprehension drug seizure efforts yielded 30,088 pounds of marijuana, 11,236 marijuana plants, 927,228 grams of methamphetamine/amphetamines, 713 kilograms of cocaine, 44,875 grams of crack cocaine, 207,931 grams of heroin, 28,325 grams of fentanyl, 15,022 prescription pills, and other dangerous narcotics and illicit drugs. Task force personnel also seized 26 marijuana grows. There were 929 investigations directly related to methamphetamine/ amphetamines. The estimated street value of all drug removals was \$139,487,209.

Task forces seized drug offender assets estimated at 7,366,887. These assets included 504 weapons (mostly handguns and rifles), 199 vehicles, and \$5,191,200 in currency.

There were 173 firearms reported to the National Integrated Ballistics Information Network (NIBIN) and 205 firearms traced through the Bureau of Alcohol, Tobacco, Firearms and Explosives (ATF). Also during the grant year, 197 individuals were charged with firearms crimes.

Statewide apprehension efforts disrupted and dismantled a total of 530 drug trafficking organizations (DTOs), including the disruption of 261 and dismantling of 269. The majority of DTOs consisted of low to mid-level street dealers.

Training and community meetings are also valuable aspects of task force projects. In FY 2018, task forces participated in 96 community meetings and conducted 54 school presentations. Task force personnel attended 439 trainings and provided 181 trainings.

Drug Arrest Activity									Drug Removal & Value	
	Buy / Receive	Cultivate / Manufacture	Distribute / Sell	Possess / Conceal	Transport / Import	Consume / Use	Other	Total	Quantity Removed	Value
Cocaine (powder)	5	0	43	115	41	0	0	204	713.39 Kg	\$24,939,893.92
Crack (cocaine)	1	0	6	53	4	0	0	64	44,875.70 g	\$1,236,542.69
Ecstasy (MDMA)	0	1	3	3	2	0	0	9	117,114.00 ea	\$996,024.00
Fentanyl	0	0	2	6	7	0	0	15	28,325,139,391.45 mcg	\$1,929,169.00
Hashish	0	2	4	16	3	6	0	31	15,941.00 g	\$374,840.56
Heroin	62	0	160	575	61	2	0	860	207,930.63 g	\$14,602,932.98
High Grade Marijuana	0	3	34	227	141	6	2	413	3,171.09 lbs	\$8,457,002.26
Ketamine	0	0	0	0	0	1	0	1	11,339,850.00 mg	\$227,280.00
LSD	0	1	0	2	0	0	0	3	132.00 units	\$3,350.00
Marijuana	9	6	69	344	59	12	0	499	26,915.97 lbs	\$17,597,159.85
Marijuana Plants	0	18	0	2	2	0	0	22	11,236.00 ea	\$15,836,344.00
Medical Marijuana	0	0	1	3	0	0	0	4	9.56 oz	\$38,240.00
Methamphetamine/Amphetamine	136	0	322	1,132	144	31	5	1,770	927,228.88 g	\$51,007,203.19
Other Drug	0	0	5	13	5	0	0	23	N/A	\$505,111.21
Paraphernalia	15	0	0	381	0	3	0	399	4,513.00 ea	\$53,772.00
PCP	0	0	0	0	0	0	0	0	0.00 units	\$0.00
Prescription Pain Reliever	0	0	17	34	3	0	0	54	8,018.00 ea	\$167,638.00
Prescription Sedative	0	0	6	17	0	0	0	23	6,002.00 ea	\$80,565.00
Prescription Stimulant	1	0	4	13	0	3	0	21	1,002.19 ea	\$16,600.00
Psilocybin (Mushrooms)	0	0	5	6	0	1	0	12	3,623.46 g	\$30,180.52
Salvia	0	0	0	1	0	0	0	1	0.00 g	\$0.00
Steroids	0	0	0	2	0	0	0	2	50.40 mL	\$1,150.00
Synthetic Cannabinoids	2	0	5	4	11	0	0	22	74,151.38 g	\$1,369,420.69
Unknown Drug	0	0	0	3	0	0	0	3	3,642.30 units	\$16,790.00
Total	231	31	686	2,952	483	65	7	4,455		\$139,487,209.87

Prescription Drug Arrests	
Number of drug related arrests from table above that also included prescription drugs	297

Arrest Demographics					
	Male - Under 18	Female - Under 18	Male - 18 & Over	Female - 18 & Over	Total
American Indian / Native Alaskan	5	2	169	60	236
Asian	0	0	24	7	31
Black	7	0	305	68	380
Caucasian	11	6	1,765	808	2,590
Hispanic	65	7	1,362	361	1,795
Native Hawaiian / Pacific Islander	0	0	0	1	1
Other	0	0	1	0	1
Unknown	0	0	4	3	7
Total	88	15	3,630	1,308	5,041

Drug & Non-Drug Arrests			
	Drug	Non-Drug	Total
Violent Crime (excludes Gang-Involved)	289	54	343
Gang-Involved (excludes Violent)	33	9	42
Violent & Gang-Involved	8	16	24
Neither or Not Known	-	507	4,632
Total	4,455	586	5,041
Felony	4,156	379	4,535
Misdemeanor-Only	299	207	506
Total	4,455	586	5,041

Total Seizure Cases	
Federal	32
State	532
Total	564

Marijuana Grows Seized	
Indoor	13
Outdoor	13

Total Weapons Seized by Type	
Automatic Weapons / Machine Guns	22
Explosive Devices	0
Handguns (except semi-automatic)	138
Knives / Cutting Instruments	37
Other	14
Rifles (except semi-automatic)	88
Semi-Automatic Handguns	134
Semi-Automatic Rifles	16
Semi-Automatic Shotguns	6
Shotguns (except semi-automatic)	49
Total	504

Asset Seizures		
	Number	Value
Aircraft	0	\$0.00
Currency	264	\$5,191,200.33
Other	28	\$46,363.77
Other Financial Instrument	0	\$0.00
Real Property (Real Estate)	7	\$756,479.00
Vehicles	199	\$1,130,560.00
Vessels	0	\$0.00
Weapons	504	\$242,284.57
Total	1,002	\$7,366,887.67

Methamphetamine-Related Statistics	
Methamphetamine-Related Investigations	929
Clandestine Labs Seized	21
<i>Labs Seized with Minor(s) Involved</i>	0
Methamphetamine Dump Sites Discovered	0
<i>Dump Sites Referred for Mitigation/Cleanup</i>	0

Drug Trafficking Organizations			
	Disrupted	Dismantled	Total
Low Level (Street Dealer)	182	213	395
Mid Level (Distributor/Retailer)	56	51	107
High Level (Manufacture/Supplier)	23	5	28
Total	261	269	530

Investigation Data	
New Investigations Opened	3,722
Pending Investigations	820
Dropped Investigations	160
Closed Investigations	3,048

Search Warrants Served	
Federal	25
State	841
Other	28
Total	894

Firearms & NIBIN	
Firearms Reported to NIBIN	173
Firearms Traced through ATF	205
Number Charged with Firearm Crimes	197

Training/Community Involvement	
Number of Trainings Attended	439
Number of Trainings Provided	181
Community Meetings Held	96
School Presentations Offered	54



Apache County – Apache County Cooperative Enforcement Narcotics Team (ACCENT)

Approved Budget FY 2018	
Personnel	\$ 131,806
Employee Related Expenditures	\$ 93,470
Total	\$ 225,276
Fund Source:	
Federal - Byrne/JAG	\$ 90,110
State	\$ 78,847
Match	\$ 56,319

Project Description

This program is administered by the Apache County Sheriff's Office. The Apache County Cooperative Enforcement Narcotics Team (ACCENT) is a small, formally organized multi-jurisdictional, multi-agency narcotics task force, operating under a board of directors.

Task Force Participants

Apache County Sheriff's Office, Apache County Attorney's Office, Eagar Police Department, Springerville Police Department, St. Johns Police Department, Arizona Department of Public Safety, Navajo Nation Police Department, United States Marshal's Office, Arizona Attorney General's Office, and the Arizona Department of Motor Vehicles.

Objective

ACCENT is committed to responding aggressively to criminal activity throughout the County of Apache in a manner consistent with safeguarding the rights of all citizens up to and including the protection of life and property. ACCENT is committed to establishing close ties with and responding to the public safety needs of the community.

Activity Summary

During FY 2018, ACCENT officers made 204 drug-related arrests. A total of 41 (20-percent) drug-related arrests were for the offense of possessing/concealing drugs, and 44 (22-percent) were for transporting/importing drugs. There were 52 arrests (25-percent) for marijuana and 112 (55-percent) arrests for methamphetamine/amphetamine. The task force removed \$5,202,905 worth of drugs from the community, including 10,680 grams of methamphetamine/amphetamine with a value of \$817,925, 400 grams of hashish worth \$40,000, and 1,257 pounds of marijuana and three marijuana plants worth over a combined total of \$4.3 million.

ACCENT disrupted and dismantled 110 Drug Trafficking Organizations (DTOs) and served 103 search warrants. The task force had asset seizures of \$223,425 which consisted of 2 vehicles, 18 weapons, and \$206,275 in currency.

Selected Quarterly Highlights

- Between May 7 and May 11, 2018, the Apache County Sheriff's Office Special Crimes Enforcement Team (SCET) hosted a multi-agency drug interdiction operation on Interstate 40 in Apache County. Law enforcement officers from SCET, the Apache County Sheriff's Office, Navajo County Sheriff's Office, Saint Johns Police Department, Winslow Police Department, and the Arizona Department of Transportation Enforcement & Compliance Division participated in the operation. During the operation, 13 illegal drug loads were intercepted, resulting in 28 arrests in total. Approximately 747 pounds of marijuana, 2 pounds of THC oil, 2 pounds of marijuana wax, 3.3 grams of heroin, and

20 pounds of methamphetamine were seized. Also found was \$10,853 in U.S. currency. Some of the subjects arrested were discovered to be involved in federal level investigations. SCET personnel continued to work with federal law enforcement agencies after this operation to assist them with their investigations.

- A 30-pound methamphetamine seizure made 2015 was closed after the individuals were indicted by the US Department of Justice. The seizure case started as a collaborative investigation with the U.S. DEA and the Apache County Sheriff's Office. The suspects were involved in a large Drug Trafficking Organization, where numerous people were indicted on federal drug trafficking and murder charges as a result of the investigation.
- During the first two weeks of December, Apache County Special Crimes Enforcement K-9 Officers made four arrests on U.S. Interstate 40, near Chambers, Arizona. Three traffic stops resulted in the discovery of approximately 154.5 pounds of marijuana and 2,095 THC oil vials. Members of the Apache County Special Crimes Enforcement Team also executed numerous search warrants in the Springerville and Eagar, Arizona, areas as the result of thorough, confidential informant investigations. These search warrants resulted in numerous drug-related arrests and the seizure of several firearms.
- Apache County Special Crimes Enforcement Team (SCET) members seized approximately 46.5 pounds of marijuana and approximately 29.7grams of methamphetamine, with the use of confidential informants to expand our illegal drug cases into New Mexico and nationwide. An investigation into outlaw motorcycle groups operating in the rural areas of eastern New Mexico and Northeastern Arizona began as a result of the information provided by the informants. The overall value of seized illegal drugs this quarter from this case, as well as others, is estimated at \$148,255, negatively impacting local and national drug enterprises.

Performance Benchmarks

All agencies are required to estimate performance benchmarks according to their program area. While these benchmark measures are not all-inclusive of program performance, they provide a method of determining program success and efficacy and support evidence-based programming.

Performance Measure	FY 2018 Estimated	FY 2018 Actual
Drug Value Removed per Grant Dollar Expended	\$6.66	\$23.10
Arrests per Investigation	1.00	1.81
Percent of Investigations closed	80.00%	81.76%

Drug Arrest Activity									Drug Removal & Value	
	Buy / Receive	Cultivate / Manufacture	Distribute / Sell	Possess / Conceal	Transport / Import	Consume / Use	Other	Total	Quantity Removed	Value
Cocaine (powder)	0	0	0	0	0	0	0	0	0.00 Kg	\$100.00
Crack (cocaine)	0	0	0	0	0	0	0	0	0.00 g	\$0.00
Ecstasy (MDMA)	0	0	0	0	0	0	0	0	0.00 ea	\$0.00
Fentanyl	0	0	0	0	0	0	0	0	0.00 mcg	\$0.00
Hashish	0	0	0	0	0	0	0	0	400.00 g	\$40,000.00
Heroin	11	0	2	1	1	0	0	15	12.70 g	\$720.00
High Grade Marijuana	0	0	1	5	33	6	0	45	1,257.50 lbs	\$3,742,565.00
Ketamine	0	0	0	0	0	0	0	0	0.00 mg	\$0.00
LSD	0	0	0	0	0	0	0	0	0.00 units	\$0.00
Marijuana	3	0	0	0	1	0	0	4	0.00 lbs	\$100.00
Marijuana Plants	0	3	0	0	0	0	0	3	150.00 ea	\$600,000.00
Medical Marijuana	0	0	0	0	0	0	0	0	0.00 oz	\$0.00
Methamphetamine/Amphetamine	49	0	29	20	9	5	0	112	10,680.00 g	\$817,925.00
Paraphernalia	4	0	0	9	0	0	0	13	49.00 ea	\$590.00
PCP	0	0	0	0	0	0	0	0	0.00 units	\$0.00
Prescription Pain Reliever	0	0	1	4	0	0	0	5	73.00 ea	\$850.00
Prescription Sedative	0	0	1	0	0	0	0	1	0.00 ea	\$0.00
Prescription Stimulant	1	0	0	0	0	3	0	4	1.30 ea	\$55.00
Psilocybin (Mushrooms)	0	0	0	1	0	0	0	1	0.00 g	\$0.00
Salvia	0	0	0	1	0	0	0	1	0.00 g	\$0.00
Steroids	0	0	0	0	0	0	0	0	0.00 mL	\$0.00
Synthetic Cannabinoids	0	0	0	0	0	0	0	0	0.00 g	\$0.00
Unknown Drug	0	0	0	0	0	0	0	0	0.00 units	\$0.00
Total	68	3	34	41	44	14	0	204		\$5,202,905

Prescription Drug Arrests

Number of drug related arrests from table above that also included prescription drugs	52
---	----

Arrest Demographics

	Male - Under 18	Female - Under 18	Male - 18 & Over	Female - 18 & Over	Total
American Indian / Native Alaskan	0	0	2	1	3
Asian	0	0	4	0	4
Black	0	0	2	1	3
Caucasian	0	1	112	42	155
Hispanic	2	0	36	16	54
Native Hawaiian / Pacific Islander	0	0	0	0	0
Other	0	0	0	0	0
Unknown	0	0	0	0	0
Total	2	1	156	60	219

Drug & Non-Drug Arrests

	Drug	Non-Drug	Total
Violent Crime (excludes Gang-Involved)	203	12	215
Gang-Involved (excludes Violent)	0	0	0
Violent & Gang-Involved	1	0	1
Neither or Not Known	0	3	3
Total	204	15	219
Felony	204	12	216
Misdemeanor-Only	0	3	3
Total	204	15	219

Total Seizure Cases	
Federal	0
State	36
Total	36

Marijuana Grows Seized	
Indoor	0
Outdoor	1

Total Weapons Seized by Type	
Automatic Weapons / Machine Guns	0
Explosive Devices	0
Handguns (except semi-automatic)	7
Knives / Cutting Instruments	0
Other	0
Rifles (except semi-automatic)	3
Semi-Automatic Handguns	4
Semi-Automatic Rifles	1
Semi-Automatic Shotguns	1
Shotguns (except semi-automatic)	2
Total	18

Asset Seizures		
	Number	Value
Aircraft	0	\$0.00
Currency	17	\$206,275.00
Other	0	\$0.00
Other Financial Instrument	0	\$0.00
Real Property (Real Estate)	0	\$0.00
Vehicles	2	\$9,500.00
Vessels	0	\$0.00
Weapons	18	\$7,650.00
Total	37	\$223,425.00

Methamphetamine-Related Statistics	
Methamphetamine-Related Investigations	120
Clandestine Labs Seized	0
<i>Labs Seized with Minor(s) Involved</i>	<i>0</i>
Methamphetamine Dump Sites Discovered	0
<i>Dump Sites Referred for Mitigation/Cleanup</i>	<i>0</i>

Drug Trafficking Organizations			
	Disrupted	Dismantled	Total
Low Level (Street Dealer)	55	9	64
Mid Level (Distributor/Retailer)	23	3	26
High Level (Manufacture/Supplier)	20	0	20
Total	98	12	110

Investigation Data	
New Investigations Opened	148
Pending Investigations	37
Dropped Investigations	0
Closed Investigations	121

Search Warrants Served	
Federal	0
State	103
Other	0
Total	103

Firearms & NIBIN	
Firearms Reported to NIBIN	8
Firearms Traced through ATF	0
Number Charged with Firearm Crimes	9

Training/Community Involvement	
Number of Trainings Attended	98
Number of Trainings Provided	39
Community Meetings Held	0
School Presentations Offered	1



Cochise County - Narcotics Enforcement Team (CCNET)

Approved Budget FY 2018	
Overtime	\$ 124,240
Total	\$ 124,240
Fund Source:	
Federal - Byrne/JAG	\$ 49,696
State	\$ 43,484
Match	\$ 31,060

Project Description

This program is administered by the Cochise County Sheriff's Office (CCSO). The Cochise County Narcotics Enforcement Team (CCNET) is a single-agency drug enforcement team that coordinates its efforts with other federal, state and local agencies as needed. CCNET is organized to identify, arrest and refer drug traffickers for prosecution.

Task Force Participants

Cochise County Sheriff's Office, United States Border Patrol, Immigration and Customs Enforcement, and the Bureau of Alcohol, Tobacco, Firearms, and Explosives.

Objective

To provide coordination of interdiction and investigative functions with the Cochise County Attorney's Office in a concentrated effort to dismantle drug trafficking organizations, gangs, and criminal enterprises.

Activity Summary

During FY 2018, CCNET officers made a total of 378 drug-related arrests. A total of 266 (70-percent) drug-related arrests were for the offense of possessing/concealing, 44 (12-percent) were for the distribution/selling of drugs, and 34 (9-percent) was for the offense of consuming/using drugs. There were 73 (19-percent) arrests for marijuana and 52 (14-percent) arrests for heroin. CCNET removed \$1,390,059 in drugs from the community; this total included 2,616 pounds of marijuana with a value of \$1,308,185, 874 grams of methamphetamine/amphetamine with a value of \$59,811 and 81 grams of heroin with a value of \$8,617.

Officers had asset seizures totaling \$58,115 which consisted of 5 vehicles, 27 weapons, and \$28,715 in currency and other assets. CCNET officers served 33 search warrants. CCNET disrupted and dismantled 65 Drug Trafficking Organizations (DTOs).

Selected Quarterly Highlights

- The Cochise County Sheriff's Office Street Crimes Unit and United States Marshals Service, with the assistance of the Sheriff's Office helicopter, located suspect identified in the alleged assault in Palominas, arresting him without incident. The suspect, 43 years of age from Palominas, was arrested and booked into the Cochise County Sheriff's Office Jail for Sexual Conduct with a Minor and Sexual Assault with a Minor and is currently being held at the Cochise County Sheriff's Office Jail without bond.
- In mid-January, SABRE/BSF developed information that alien and mule groups are utilizing trails in a remote portion of the San Simon area. As part of the investigation, the trails are bugged with our surveillance cameras. Within one week of deployment, photos of subjects were taken by the cameras. SABRE/BSF responded to the area and follow foot tracks to a nearby residence. A search warrant was obtained and served on the residence. Inside the residence, six undocumented aliens and three drug mules were discovered, along with approximately 200lbs of marijuana, 16 ounces of liquid methamphetamine, 16 ounces of liquid codeine, cell phones, and firearms seized during

the search. The undocumented aliens and drug mules were arrested. Also arrested were three male suspects, who were identified as the owners of the property and as the primary conspirators for receiving and transporting both the drugs and aliens. SABRE/BSF learned HSI and USBP had been investigating the three men identified as the property owners, dating back to 2015.

- Methamphetamine and Heroin located during a traffic stop in Sierra Vista. Detectives with the Cochise County Sheriff's Office Street Crimes Unit made a traffic stop on a vehicle for a civil traffic violation traveling on E. Highway 90; being operated by a female subject. During the traffic stop, a Sheriff's Office K-9 checked the exterior of the vehicle and alerted to the odor of narcotics. A search of the vehicle and the subject was conducted and approximately 2 Ounces of Methamphetamine, 3 grams of Heroin, Marijuana, drug paraphernalia, items consistent with narcotic sales, and U.S. Currency, was found. The female subject, a 34-year-old from Sierra Vista, was arrested and booked into the Cochise County Sheriff's Office Jail and being held on a \$100,000 bond.
- The Cochise County Sheriff's Office Street Crimes Unit (SCU) wrapped up an investigation into a local heroin drug trafficking organization (DTO). Cochise County Sheriff's Office SWAT Team and SCU executed a search warrant on a residence, where several arrests were made. Seizures of heroin, several items of drug paraphernalia, a handgun, and ammunition were located at a residence, and seven arrests were made in all. The primary subject was arrested on possession for sale of heroin, weapons offenses, Prohibited Possessor and Use of a building to sell drugs.

Performance Benchmarks

All agencies are required to estimate performance benchmarks according to their program area. While these benchmark measures are not all-inclusive of program performance, they provide a method of determining program success and efficacy and support evidence-based programming.

Performance Measure	FY 2018 Estimated	FY 2018 Actual
Drug Value Removed per Grant Dollar Expended	\$16.10	\$11.19
Arrests per Investigation	2.00	1.16
Percent of Investigations closed	50.00%	91.20%

Drug Arrest Activity									Drug Removal & Value	
	Buy / Receive	Cultivate / Manufacture	Distribute / Sell	Possess / Conceal	Transport / Import	Consume / Use	Other	Total	Quantity Removed	Value
Cocaine (powder)	0	0	1	2	0	0	0	3	0.01 Kg	\$1,210.00
Crack (cocaine)	1	0	0	0	0	0	0	1	1.00 g	\$50.00
Ecstasy (MDMA)	0	0	0	0	0	0	0	0	0.00 ea	\$0.00
Fentanyl	0	0	0	0	0	0	0	0	0.00 mcg	\$0.00
Hashish	0	0	3	6	3	6	0	18	13.70 g	\$2,730.00
Heroin	5	0	13	34	0	0	0	52	81.90 g	\$8,617.50
High Grade Marijuana	0	0	1	31	5	0	0	37	0.00 lbs	\$0.00
Ketamine	0	0	0	0	0	1	0	1	50.00 mg	\$500.00
LSD	0	0	0	0	0	0	0	0	0.00 units	\$0.00
Marijuana	0	0	0	18	9	9	0	36	2,616.37 lbs	\$1,308,185.00
Marijuana Plants	0	0	0	0	0	0	0	0	0.00 ea	\$0.00
Medical Marijuana	0	0	0	0	0	0	0	0	0.00 oz	\$0.00
Methamphetamine/Amphetamine	7	0	25	63	4	17	0	116	874.84 g	\$59,811.50
Paraphernalia	0	0	0	111	0	0	0	111	632.00 ea	\$3,155.00
PCP	0	0	0	0	0	0	0	0	0.00 units	\$0.00
Prescription Pain Reliever	0	0	0	0	0	0	0	0	0.00 ea	\$0.00
Prescription Sedative	0	0	0	0	0	0	0	0	0.00 ea	\$0.00
Prescription Stimulant	0	0	0	0	0	0	0	0	0.00 ea	\$0.00
Psilocybin (Mushrooms)	0	0	1	1	0	1	0	3	1,644.00 g	\$5,800.00
Salvia	0	0	0	0	0	0	0	0	0.00 g	\$0.00
Steroids	0	0	0	0	0	0	0	0	0.00 mL	\$0.00
Synthetic Cannabinoids	0	0	0	0	0	0	0	0	0.00 g	\$0.00
Unknown Drug	0	0	0	0	0	0	0	0	0.00 units	\$0.00
Total	13	0	44	266	21	34	0	378		\$1,390,059

Prescription Drug Arrests	
Number of drug related arrests from table above that also included prescription drugs	32

Arrest Demographics					
	Male - Under 18	Female - Under 18	Male - 18 & Over	Female - 18 & Over	Total
American Indian / Native Alaskan	0	0	3	0	3
Asian	0	0	0	0	0
Black	1	0	18	6	25
Caucasian	3	0	181	62	246
Hispanic	1	0	82	40	123
Native Hawaiian / Pacific Islander	0	0	0	1	1
Other	0	0	0	0	0
Unknown	0	0	0	0	0
Total	5	0	284	109	398

Drug & Non-Drug Arrests			
	Drug	Non-Drug	Total
Violent Crime (excludes Gang-Involved)	0	0	0
Gang-Involved (excludes Violent)	2	0	2
Violent & Gang-Involved	0	0	0
Neither or Not Known	376	20	396
Total	378	20	398
Felony	240	5	245
Misdemeanor-Only	138	15	153
Total	378	20	398

Total Seizure Cases	
Federal	0
State	21
Total	21

Marijuana Grows Seized	
Indoor	0
Outdoor	0

Total Weapons Seized by Type	
Automatic Weapons / Machine Guns	0
Explosive Devices	0
Handguns (except semi-automatic)	5
Knives / Cutting Instruments	0
Other	0
Rifles (except semi-automatic)	5
Semi-Automatic Handguns	11
Semi-Automatic Rifles	0
Semi-Automatic Shotguns	0
Shotguns (except semi-automatic)	6
Total	27

Asset Seizures		
	Number	Value
Aircraft	0	\$0.00
Currency	11	\$28,715.53
Other	0	\$0.00
Other Financial Instrument	0	\$0.00
Real Property (Real Estate)	0	\$0.00
Vehicles	5	\$19,100.00
Vessels	0	\$0.00
Weapons	27	\$10,300.00
Total	43	\$58,115.53

Methamphetamine-Related Statistics	
Methamphetamine-Related Investigations	89
Clandestine Labs Seized	0
<i>Labs Seized with Minor(s) Involved</i>	<i>0</i>
Methamphetamine Dump Sites Discovered	0
<i>Dump Sites Referred for Mitigation/Cleanup</i>	<i>0</i>

Drug Trafficking Organizations			
	Disrupted	Dismantled	Total
Low Level (Street Dealer)	33	10	43
Mid Level (Distributor/Retailer)	12	10	22
High Level (Manufacture/Supplier)	0	0	0
Total	45	20	65

Investigation Data	
New Investigations Opened	375
Pending Investigations	31
Dropped Investigations	5
Closed Investigations	342

Search Warrants Served	
Federal	0
State	33
Other	0
Total	33

Firearms & NIBIN	
Firearms Reported to NIBIN	0
Firearms Traced through ATF	0
Number Charged with Firearm Crimes	1

Training/Community Involvement	
Number of Trainings Attended	42
Number of Trainings Provided	25
Community Meetings Held	10
School Presentations Offered	9



Coconino County - Northern Arizona Street Crimes Task Force (METRO)

Approved Budget FY 2018	
Personnel	\$ 147,146
Employee Related Expenditures	\$ 94,173
Overtime	\$ 39,188
Total	\$ 280,507
Fund Source:	
Federal - Byrne/JAG	\$ 112,203
State	\$ 98,177
Match	\$ 70,127

Project Description

This program is administered by the Flagstaff Police Department. The Northern Arizona Street Crimes Task Force (METRO) is formally organized under a board of directors in Coconino County combining federal, state and local resources to identify, investigate, arrest and prosecute drug law violators, seize illicit drugs and assets and assist in major felony investigations in the county when necessary.

Task Force Participants

Flagstaff Police Department, Coconino County Sheriff's Office, Coconino County Attorney's Office, Arizona Department of Public Safety, Northern Arizona University Police Department, Drug Enforcement Administration (DEA), Federal Bureau of Investigation (FBI), Bureau of Alcohol, Tobacco, Firearms, and Explosives (ATF), Department of Homeland Security (DHS), Homeland Security Investigation (HSI), Williams Police Department, and the Page Police Department.

Objective

To protect life, property and the rights of individuals by focusing resources of participating agencies in a sustained, coordinated, multi-agency effort to reduce drugs, street, and gang-related crimes, and assemble intelligence through vigorous investigation, apprehension, prosecution, and community participation. A high emphasis is placed on criminal activities related to the sale, distribution, and use of all illicit drugs.

Activity Summary

During FY 2018, METRO officers made 115 drug-related arrests. A total of 25 (22-percent) drug-related arrests were for distribution/selling drugs, and 41 (36-percent) were for the offense of possessing/concealing drugs. There were 63 (55-percent) arrests for methamphetamine/amphetamine, 10 (9-percent) for heroin, and 16 (14-percent) for marijuana. The task force removed \$11,528,613 in drugs from the community, including 137.97 Kilograms of cocaine with a value of \$10,583,114, 333.5 grams of fentanyl with a value of \$75,000, 19,669 grams of heroin and with a value of \$476,837.

METRO officers had asset seizures of \$61,139 which consisted of 33 weapons, seven vehicles, and \$11,091 in currency. Task force officers disrupted or dismantled 55 Drug Trafficking Organizations (DTOs), conducted 78 methamphetamine/amphetamine-related investigations, and served 36 search warrants.

Selected Quarterly Highlights

- METRO Narcotics has partnered with other agencies such as ATF, HSI, and the FBI, and participated in various operations seizing several pounds of narcotics from cartel-related organizations, as well as close to a half a million dollars in U.S. currency. METRO Agents working with Homeland Security conducted an operation in investigating three individuals who were transporting illegal drugs from Phoenix to Flagstaff. Utilizing a Confidential Informant, a large quantity of cocaine, heroin, and oxycodone pills were ordered from the suspects. Agents were able to identify the suspect's vehicle before the operation and subsequently arrested three suspects for transportation of narcotics for sale during a traffic stop. Seven kilos of cocaine, 3 kilos of heroin, and 5,000 dosage units of Fentanyl were located inside the vehicle.

- During an arranged traffic stop training with new Flagstaff PD officers on the I-40, I-17 turnoff ramp, a vehicle was observed going over the white line, and a traffic stop ensued. Officers made contact with the suspects, and an odor of marijuana was emanating from the vehicle. A Navajo County K-9 was in the area and assisted with the traffic stop, the canine hit on the vehicle and a large quantity of methamphetamine were found in the spare tire, two individuals were arrested.
- On June 26th, the Northern Arizona METRO Narcotics Task Force, along with the FBI, concluded a 10-month investigation deemed "Operation Landslide." The operation focused on local, as well as regional, methamphetamine and heroin dealers.
- METRO, FBI, and multiple other agencies, conducted over 60 controlled purchases of methamphetamine, heroin, and firearms from a total of 29 defendants. Arrest warrants were issued via the United States Attorney's Office and the United States Federal Court for the District of Arizona. Over 40 officers and federal agents from the Northern Arizona METRO Narcotics Task Force, Federal Bureau of Investigation, Flagstaff Police Department, Coconino County Sheriff's Office, Department of Homeland Security, Bureau of Alcohol, Tobacco, and Firearms, GLITEM Gang Task Force, United States Marshals Service, and the National Guard of Arizona, participated in the roundup which yielded 25 executed search warrants. The investigators used some techniques including undercover operations, geo-locating, targeting known felons, targeting known criminals who victimize Flagstaff.

Performance Benchmarks

All agencies are required to estimate performance benchmarks according to their program area. While these benchmark measures are not all-inclusive of program performance, they provide a method of determining program success and efficacy and support evidence-based programming.

Performance Measure	FY 2018 Estimated	FY 2018 Actual
Drug Value Removed per Grant Dollar Expended	\$1.78	\$41.10
Arrests per Investigation	1.53	1.82
Percent of Investigations closed	75.00%	53.14%

Drug Arrest Activity									Drug Removal & Value	
	Buy / Receive	Cultivate / Manufacture	Distribute / Sell	Possess / Conceal	Transport / Import	Consume / Use	Other	Total	Quantity Removed	Value
Cocaine (powder)	0	0	0	2	7	0	0	9	137.97 Kg	\$10,583,114.00
Crack (cocaine)	0	0	0	0	0	0	0	0	0.00 g	\$0.00
Ecstasy (MDMA)	0	0	0	0	0	0	0	0	0.00 ea	\$0.00
Fentanyl	0	0	0	0	0	0	0	0	333,500,000.00 mcg	\$75,000.00
Hashish	0	0	0	0	0	0	0	0	0.00 g	\$0.00
Heroin	0	0	2	5	1	2	0	10	19,669.40 g	\$476,837.00
High Grade Marijuana	0	0	0	0	0	0	0	0	44.65 lbs	\$90,335.45
Ketamine	0	0	0	0	0	0	0	0	0.00 mg	\$0.00
LSD	0	0	0	0	0	0	0	0	0.00 units	\$0.00
Marijuana	0	1	7	7	1	0	0	16	21.18 lbs	\$20,120.20
Marijuana Plants	0	0	0	0	0	0	0	0	86.00 ea	\$2,040.00
Medical Marijuana	0	0	0	0	0	0	0	0	0.00 oz	\$0.00
Methamphetamine/Amphetamine	22	0	15	11	9	6	0	63	53,807.94 g	\$280,290.70
Other Drug	0	0	1	0	0	0	0	1	N/A	\$460.00
Paraphernalia	0	0	0	16	0	0	0	16	484.00 ea	\$42.00
PCP	0	0	0	0	0	0	0	0	0.00 units	\$0.00
Prescription Pain Reliever	0	0	0	0	0	0	0	0	48.00 ea	\$206.00
Prescription Sedative	0	0	0	0	0	0	0	0	51.00 ea	\$162.00
Prescription Stimulant	0	0	0	0	0	0	0	0	3.00 ea	\$3.00
Psilocybin (Mushrooms)	0	0	0	0	0	0	0	0	0.00 g	\$0.00
Salvia	0	0	0	0	0	0	0	0	0.00 g	\$0.00
Steroids	0	0	0	0	0	0	0	0	0.00 mL	\$0.00
Synthetic Cannabinoids	0	0	0	0	0	0	0	0	0.00 g	\$0.00
Unknown Drug	0	0	0	0	0	0	0	0	7.30 units	\$3.00
Total	22	1	25	41	18	8	0	115		\$11,528,613

Prescription Drug Arrests	
Number of drug related arrests from table above that also included prescription drugs	57

Arrest Demographics					
	Male - Under 18	Female - Under 18	Male - 18 & Over	Female - 18 & Over	Total
American Indian / Native Alaskan	0	0	24	10	34
Asian	0	0	1	0	1
Black	1	0	10	5	16
Caucasian	0	0	47	15	62
Hispanic	3	0	37	16	56
Native Hawaiian / Pacific Islander	0	0	0	0	0
Other	0	0	0	0	0
Unknown	0	0	0	0	0
Total	4	0	119	46	169

Drug & Non-Drug Arrests			
	Drug	Non-Drug	Total
Violent Crime (excludes Gang-Involved)	3	7	10
Gang-Involved (excludes Violent)	2	1	3
Violent & Gang-Involved	1	0	1
Neither or Not Known	109	46	155
Total	115	54	169
Felony	115	43	158
Misdemeanor-Only	0	11	11
Total	115	54	169

Total Seizure Cases	
Federal	21
State	16
Total	37

Marijuana Grows Seized	
Indoor	2
Outdoor	0

Total Weapons Seized by Type	
Automatic Weapons / Machine Guns	1
Explosive Devices	0
Handguns (except semi-automatic)	10
Knives / Cutting Instruments	1
Other	0
Rifles (except semi-automatic)	3
Semi-Automatic Handguns	17
Semi-Automatic Rifles	1
Semi-Automatic Shotguns	0
Shotguns (except semi-automatic)	0
Total	33

Asset Seizures		
	Number	Value
Aircraft	0	\$0.00
Currency	10	\$11,091.00
Other	1	\$3,083.65
Other Financial Instrument	0	\$0.00
Real Property (Real Estate)	0	\$0.00
Vehicles	7	\$36,000.00
Vessels	0	\$0.00
Weapons	33	\$10,965.00
Total	51	\$61,139.65

Methamphetamine-Related Statistics	
Methamphetamine-Related Investigations	78
Clandestine Labs Seized	0
<i>Labs Seized with Minor(s) Involved</i>	0
Methamphetamine Dump Sites Discovered	0
<i>Dump Sites Referred for Mitigation/Cleanup</i>	0

Drug Trafficking Organizations			
	Disrupted	Dismantled	Total
Low Level (Street Dealer)	16	15	31
Mid Level (Distributor/Retailer)	6	15	21
High Level (Manufacture/Supplier)	1	2	3
Total	23	32	55

Investigation Data	
New Investigations Opened	175
Pending Investigations	60
Dropped Investigations	36
Closed Investigations	93

Search Warrants Served	
Federal	4
State	32
Other	0
Total	36

Firearms & NIBIN	
Firearms Reported to NIBIN	0
Firearms Traced through ATF	28
Number Charged with Firearm Crimes	2

Training/Community Involvement	
Number of Trainings Attended	18
Number of Trainings Provided	7
Community Meetings Held	13
School Presentations Offered	2



Gila County - Drug, Gang and Violent Crimes Task Force

Approved Budget FY 2018	
Personnel	\$ 192,137
Employee Related Expenditures	\$ 126,239
Total	\$ 318,376
Fund Source:	
Federal - Byrne/JAG	\$ 127,350
State	\$ 111,432
Match	\$ 79,594

Project Description

This program is administered by the Gila County Sheriff's Office. The Gila County Drug, Gang and Violent Crimes Task Force is a formally organized multi-jurisdictional, multi-agency unit created to identify, arrest and prosecute drug traffickers, and investigate and disrupt drug-related criminal activity, seize drugs and monetary assets.

Task Force Participants

Arizona Department of Public Safety, Gila County Sheriff's Office, Gila County Attorney's Office, Globe Police Department, Hayden Police Department, Miami Police Department, Payson Police Department, San Carlos Apache Tribal Police Department, San Carlos Recreation and Wildlife Law Enforcement Division, Tonto Apache Tribal Police Department, United States Drug Enforcement Administration, and the United States Forest Service Law Enforcement Division.

Objective

The Gila County Drug, Gang, and Violent Crimes Task Force is a Multi-Agency/Multi-Jurisdictional Unit that conducts narcotic, gang and violent crime investigations. Our mission is to disrupt, interdict, and dismantle such offenses to reduce criminal activities inside and outside our communities. Through city, county, state and federal inter-agency collaborations, the Gila County Drug, Gang, and Violent Crimes Task Force focuses on identifying and initiating investigations on violent crimes and on individuals, gangs, organizations and cartels involved in cultivating, manufacturing, transporting, distribution, use and sale of marijuana, narcotics and dangerous drugs.

Activity Summary

During FY 2018, the task force made 326 drug-related arrests. A total of 253 (78-percent) drug-related arrests were for the offense of possessing/concealing drugs, 32 (10-percent) were for distributing/selling drugs, and 38 (12-percent) were for transporting/importing drugs. There were 83 (25-percent) arrests for methamphetamine/amphetamine, 73 (22-percent) for marijuana, and 73 (22-percent) for paraphernalia. The task force removed \$16,272,342 in drugs from the community, including 9,470 marijuana plants with a value of \$11,364,000 and 36,886 grams of methamphetamine/amphetamine with a value of \$4,063,746.

The task force had asset seizures of \$160, 211 which consisted of 121 weapons, five vehicles and \$13,861 in currency and other assets. Officers pursued 98 methamphetamine/amphetamine-related investigations served 41 search warrants, eradicated three marijuana grows, and disrupted or dismantled 15 Drug Trafficking Organizations (DTOs).

Selected Quarterly Highlights

- In April of 2018, the Gila County Drug, Gang, and Violent Crimes Task Force, in a collaborated effort with the Tonto Apache Reservation Police Department, the Arizona Department of Public Safety, the FBI, the U.S. Bureau of Indian Affairs Drug Enforcement Division, and the U.S. DEA, conducted an investigation at the Mazatzal Casino on the Tonto Apache Reservation. During the investigation indicators of criminal activity were observed, and a task force K-9 unit conducted a drug sniff of a vehicle and alerted to the presence of a drug odor. During a search of the vehicle, 21 pounds of methamphetamine, 28.5 grams of high-grade marijuana, and .5 grams of heroin were found in the vehicle. The methamphetamines had a

street value of \$1,190,700, the high-grade marijuana had a street value of \$2,850, and the heroin had a street value of \$60. Information from the investigation was passed on to the federal agencies involved, and the Phoenix PD Narcotics Bureau and the Tucson PD Narcotics Bureau.

- In October of 2017, the Gila County Drug, Gang, and Violent Crimes Task Force in a collaborated effort with detectives from the San Carlos Apache Police Department, conducted a traffic stop on Highway 70 in Southern Gila County. During the investigation, 302.1 grams of methamphetamines, 8 grams of hydroponic marijuana, \$12,533.00 in U.S. Currency, 131 items of drug paraphernalia, one semi-automatic handgun, eight other weapons, and 618 rounds of ammunition were seized. One suspect was arrested, and information from the investigation revealed the suspect major supplier for the Globe and Miami area along with the San Carlos Apache Reservation with methamphetamines. Information from this investigation was passed onto the Bureau of Indian Affairs Narcotics Division, as well as the U.S. DEA.
- In August of 2017, the Gila County Drug, Gang, and Violent Crimes Task Force in a collaborated effort with the FBI, Gila County Sheriff's Office, Gila County Attorney's Office, and the Globe Police Department, conducted a follow-up investigation at a residence in Globe, Arizona. There had been an armed robbery at a business on the White Mountain Apache Reservation, and two possible suspects were living in Globe, AZ. During the investigation, a search warrant was executed, a task force K-9 was deployed, and the apprehension of one suspect was made, who had barricaded himself in residence. As part of the investigation, 8.2 grams of methamphetamine, 7.9 grams of heroin, two prescription pain pills, 30 drug paraphernalia items were seized, along with a firearm that matched the weapon that was utilized in the armed robbery. Five suspects were arrested for various drug charges including distribution of narcotic and dangerous drugs. The methamphetamine seized had a street value of \$8,200 and the heroin seized had a street value of \$7,900. Information gathered from the investigation was passed onto the FBI, the U.S. DEA, as well as the Arizona HIDTA.

Performance Benchmarks

All agencies are required to estimate performance benchmarks according to their program area. While these benchmark measures are not all-inclusive of program performance, they provide a method of determining program success and efficacy and support evidence-based programming.

Performance Measure	FY 2018 Estimated	FY 2018 Actual
Drug Value Removed per Grant Dollar Expended	\$59.85	\$51.11
Arrests per Investigation	1.00	0.85
Percent of Investigations closed	100.00%	99.66%

Drug Arrest Activity									Drug Removal & Value	
	Buy / Receive	Cultivate / Manufacture	Distribute / Sell	Possess / Conceal	Transport / Import	Consume / Use	Other	Total	Quantity Removed	Value
Cocaine (powder)	0	0	0	1	0	0	0	1	0.01 Kg	\$1,080.00
Crack (cocaine)	0	0	0	0	0	0	0	0	0.00 g	\$0.00
Ecstasy (MDMA)	0	0	0	3	0	0	0	3	0.00 ea	\$0.00
Fentanyl	0	0	0	0	0	0	0	0	0.00 mcg	\$0.00
Hashish	0	2	0	3	0	0	0	5	686.00 g	\$68,767.00
Heroin	0	0	14	44	16	0	0	74	2,432.28 g	\$303,457.00
High Grade Marijuana	0	0	2	64	4	0	0	70	123.61 lbs	\$386,017.00
Ketamine	0	0	0	0	0	0	0	0	0.00 mg	\$0.00
LSD	0	0	0	0	0	0	0	0	0.00 units	\$0.00
Marijuana	0	1	0	2	0	0	0	3	0.03 lbs	\$300.00
Marijuana Plants	0	0	0	0	0	0	0	0	9,470.00 ea	\$11,364,000.00
Medical Marijuana	0	0	0	0	0	0	0	0	0.00 oz	\$0.00
Methamphetamine/Amphetamine	0	0	15	50	18	0	0	83	36,886.40 g	\$4,063,746.00
Paraphernalia	0	0	0	73	0	0	0	73	1,537.00 ea	\$31,920.00
PCP	0	0	0	0	0	0	0	0	0.00 units	\$0.00
Prescription Pain Reliever	0	0	0	6	0	0	0	6	1,169.50 ea	\$41,085.00
Prescription Sedative	0	0	1	5	0	0	0	6	230.00 ea	\$6,750.00
Prescription Stimulant	0	0	0	0	0	0	0	0	39.00 ea	\$1,170.00
Psilocybin (Mushrooms)	0	0	0	1	0	0	0	1	9.00 g	\$900.00
Salvia	0	0	0	0	0	0	0	0	0.00 g	\$0.00
Steroids	0	0	0	0	1	0	0	1	0.40 mL	\$400.00
Synthetic Cannabinoids	0	0	0	0	0	0	0	0	27.00 g	\$2,700.00
Unknown Drug	0	0	0	0	0	0	0	0	0.50 units	\$50.00
Total	0	3	32	253	38	0	0	326		\$16,272,342

Prescription Drug Arrests

Number of drug related arrests from table above that also included prescription drugs 31

Arrest Demographics

	Male - Under 18	Female - Under 18	Male - 18 & Over	Female - 18 & Over	Total
American Indian / Native Alaskan	3	2	76	20	101
Asian	0	0	0	0	0
Black	0	0	12	1	13
Caucasian	2	1	198	87	288
Hispanic	3	1	76	21	101
Native Hawaiian / Pacific Islander	0	0	0	0	0
Other	0	0	0	0	0
Unknown	0	0	0	0	0
Total	8	4	362	129	503

Drug & Non-Drug Arrests

	Drug	Non-Drug	Total
Violent Crime (excludes Gang-Involved)	1	0	1
Gang-Involved (excludes Violent)	24	6	30
Violent & Gang-Involved	1	0	1
Neither or Not Known	300	171	471
Total	326	177	503
Felony	326	100	426
Misdemeanor-Only	0	77	77
Total	326	177	503

Total Seizure Cases	
Federal	0
State	9
Total	9

Marijuana Grows Seized	
Indoor	0
Outdoor	3

Total Weapons Seized by Type	
Automatic Weapons / Machine Guns	0
Explosive Devices	0
Handguns (except semi-automatic)	21
Knives / Cutting Instruments	36
Other	10
Rifles (except semi-automatic)	33
Semi-Automatic Handguns	11
Semi-Automatic Rifles	0
Semi-Automatic Shotguns	0
Shotguns (except semi-automatic)	10
Total	121

Asset Seizures		
	Number	Value
Aircraft	0	\$0.00
Currency	2	\$13,561.00
Other	4	\$300.00
Other Financial Instrument	0	\$0.00
Real Property (Real Estate)	0	\$0.00
Vehicles	5	\$67,800.00
Vessels	0	\$0.00
Weapons	121	\$78,550.00
Total	132	\$160,211.00

Methamphetamine-Related Statistics	
Methamphetamine-Related Investigations	98
Clandestine Labs Seized	0
<i>Labs Seized with Minor(s) Involved</i>	0
Methamphetamine Dump Sites Discovered	0
<i>Dump Sites Referred for Mitigation/Cleanup</i>	0

Drug Trafficking Organizations			
	Disrupted	Dismantled	Total
Low Level (Street Dealer)	10	3	13
Mid Level (Distributor/Retailer)	2	0	2
High Level (Manufacture/Supplier)	0	0	0
Total	12	3	15

Investigation Data	
New Investigations Opened	597
Pending Investigations	0
Dropped Investigations	0
Closed Investigations	595

Search Warrants Served	
Federal	0
State	41
Other	0
Total	41

Firearms & NIBIN	
Firearms Reported to NIBIN	0
Firearms Traced through ATF	0
Number Charged with Firearm Crimes	13

Training/Community Involvement	
Number of Trainings Attended	94
Number of Trainings Provided	42
Community Meetings Held	9
School Presentations Offered	2



Graham County - Southeastern Arizona Narcotic Task Force

Approved Budget FY 2018	
Overtime	\$ 26,933
Total	\$ 26,933
Fund Source:	
Federal - Byrne/JAG	\$ 10,773
State	\$ 9,427
Match	\$ 6,733

Project Description

This program is administered by the Graham County Sheriff's Office. The Southeastern Arizona Narcotic Task Force is a multi-jurisdictional, multi-agency task force formally organized to conduct drug interdiction, marijuana field eradication, street-level narcotics enforcement, and investigative activities throughout Graham County.

Task Force Participants

Graham County Sheriff's Office, Safford Police Department, Thatcher Police Department, Pima Police Department, Eastern Arizona College Police Department, and the Arizona Department of Public Safety.

Objective

To respond to requests by any Graham County or other law enforcement agency to assist and/or investigate any illegal drug operations or organizations. The task force is mandated to work together to investigate drug-related crimes within Graham County such as the transport, sale, possession or manufacturing of illegal drugs and the misuse, possession or sale of prescription drugs.

Activity Summary

During FY 2018, the task force made 138 drug-related arrests. A total of 92 (67-percent) drug-related arrests were for the offense of possessing/concealing drugs, 28 (20-percent) were for the distribution/sale of drugs. There were 45 (33-percent) arrests for marijuana, 56 (41-percent) for methamphetamine/amphetamine, and 29 (21-percent) for heroin. The task force removed \$37,338 in drugs from the community, including 205 grams of methamphetamine/amphetamine with a value \$20,562, two pounds of marijuana with a value of \$1,600, and 121 grams of heroin valued at \$11,956.

The task force had asset seizures of \$8,690 which consisted of three weapons and \$7,990 in currency. Officers pursued 46 methamphetamine/amphetamine-related investigations, served one search warrant and disrupted or dismantled 10 Drug Trafficking Organizations (DTOs).

Selected Quarterly Highlights

- During this quarter we collaborated with the United States Marshall's Service and the Graham County Probation Department to arrest 10-15 persons with outstanding drug, violent crime and probation warrants.
- With the cooperation of patrol deputies and task force members we were able to impact the use, sales and distribution, and transportation of illegal drugs in Graham County.

Performance Benchmarks

All agencies are required to estimate performance benchmarks according to their program area. While these benchmark measures are not all-inclusive of program performance, they provide a method of determining program success and efficacy and support evidence-based programming.

Performance Measure	FY 2018 Estimated	FY 2018 Actual
Drug Value Removed per Grant Dollar Expended	\$0.19	\$1.39
Arrests per Investigation	0.80	15.33
Percent of Investigations closed	83.00%	81.82%

Drug Arrest Activity									Drug Removal & Value	
	Buy / Receive	Cultivate / Manufacture	Distribute / Sell	Possess / Conceal	Transport / Import	Consume / Use	Other	Total	Quantity Removed	Value
Cocaine (powder)	0	0	0	1	0	0	0	1	0.01 Kg	\$600.00
Crack (cocaine)	0	0	0	0	0	0	0	0	0.00 g	\$0.00
Ecstasy (MDMA)	0	0	0	0	0	0	0	0	0.00 ea	\$0.00
Fentanyl	0	0	0	0	0	0	0	0	0.00 mcg	\$0.00
Hashish	0	0	0	0	0	0	0	0	0.00 g	\$0.00
Heroin	2	0	5	20	2	0	0	29	121.30 g	\$11,956.00
High Grade Marijuana	0	0	0	0	0	0	0	0	0.00 lbs	\$0.00
Ketamine	0	0	0	0	0	0	0	0	0.00 mg	\$0.00
LSD	0	0	0	0	0	0	0	0	0.00 units	\$0.00
Marijuana	6	0	11	28	0	0	0	45	2.09 lbs	\$1,600.00
Marijuana Plants	0	0	0	0	0	0	0	0	0.00 ea	\$0.00
Medical Marijuana	0	0	0	0	0	0	0	0	0.00 oz	\$0.00
Methamphetamine/Amphetamine	6	0	12	36	2	0	0	56	205.40 g	\$20,562.00
Paraphernalia	0	0	0	0	0	0	0	0	0.00 ea	\$0.00
PCP	0	0	0	0	0	0	0	0	0.00 units	\$0.00
Prescription Pain Reliever	0	0	0	7	0	0	0	7	49.00 ea	\$2,620.00
Prescription Sedative	0	0	0	0	0	0	0	0	0.00 ea	\$0.00
Prescription Stimulant	0	0	0	0	0	0	0	0	0.00 ea	\$0.00
Psilocybin (Mushrooms)	0	0	0	0	0	0	0	0	0.00 g	\$0.00
Salvia	0	0	0	0	0	0	0	0	0.00 g	\$0.00
Steroids	0	0	0	0	0	0	0	0	0.00 mL	\$0.00
Synthetic Cannabinoids	0	0	0	0	0	0	0	0	0.00 g	\$0.00
Unknown Drug	0	0	0	0	0	0	0	0	0.00 units	\$0.00
Total	14	0	28	92	4	0	0	138		\$37,338

Prescription Drug Arrests	
Number of drug related arrests from table above that also included prescription drugs	7

Arrest Demographics					
	Male - Under 18	Female - Under 18	Male - 18 & Over	Female - 18 & Over	Total
American Indian / Native Alaskan	0	0	0	1	1
Asian	0	0	0	0	0
Black	0	0	2	0	2
Caucasian	0	1	41	39	81
Hispanic	1	0	36	17	54
Native Hawaiian / Pacific Islander	0	0	0	0	0
Other	0	0	0	0	0
Unknown	0	0	0	0	0
Total	1	1	79	57	138

Drug & Non-Drug Arrests			
	Drug	Non-Drug	Total
Violent Crime (excludes Gang-Involved)	0	0	0
Gang-Involved (excludes Violent)	0	0	0
Violent & Gang-Involved	0	0	0
Neither or Not Known	138	0	138
Total	138	0	138
Felony	138	0	138
Misdemeanor-Only	0	0	0
Total	138	0	138

Total Seizure Cases	
Federal	0
State	8
Total	8

Marijuana Grows Seized	
Indoor	0
Outdoor	0

Total Weapons Seized by Type	
Automatic Weapons / Machine Guns	0
Explosive Devices	0
Handguns (except semi-automatic)	0
Knives / Cutting Instruments	0
Other	0
Rifles (except semi-automatic)	0
Semi-Automatic Handguns	2
Semi-Automatic Rifles	0
Semi-Automatic Shotguns	0
Shotguns (except semi-automatic)	1
Total	3

Asset Seizures		
	Number	Value
Aircraft	0	\$0.00
Currency	7	\$7,990.00
Other	0	\$0.00
Other Financial Instrument	0	\$0.00
Real Property (Real Estate)	0	\$0.00
Vehicles	0	\$0.00
Vessels	0	\$0.00
Weapons	3	\$700.00
Total	10	\$8,690.00

Methamphetamine-Related Statistics	
Methamphetamine-Related Investigations	46
Clandestine Labs Seized	0
<i>Labs Seized with Minor(s) Involved</i>	0
Methamphetamine Dump Sites Discovered	0
<i>Dump Sites Referred for Mitigation/Cleanup</i>	0

Drug Trafficking Organizations			
	Disrupted	Dismantled	Total
Low Level (Street Dealer)	9	0	9
Mid Level (Distributor/Retailer)	1	0	1
High Level (Manufacture/Supplier)	0	0	0
Total	10	0	10

Investigation Data	
New Investigations Opened	11
Pending Investigations	2
Dropped Investigations	0
Closed Investigations	9

Search Warrants Served	
Federal	0
State	1
Other	0
Total	1

Firearms & NIBIN	
Firearms Reported to NIBIN	0
Firearms Traced through ATF	0
Number Charged with Firearm Crimes	0

Training/Community Involvement	
Number of Trainings Attended	0
Number of Trainings Provided	0
Community Meetings Held	0
School Presentations Offered	0



Greenlee County - Narcotics Task Force (GCNTF)

Approved Budget FY 2018	
Overtime	\$ 30,400
Total	\$ 30,400
Fund Source:	
Federal - Byrne/JAG	\$ 12,160
State	\$ 10,640
Match	\$ 7,600

Project Description

This program is administered by the Greenlee County Sheriff's Office. The Greenlee County Narcotics Task Force (GCNTF), in cooperation with participating agencies, provide resources and personnel to conduct narcotics investigations and enforcement activity throughout the county.

Task Force Participants

Greenlee County Sheriff's Office, Clifton Police Department, Greenlee County Attorney's Office, and the Greenlee County Probation Department.

Objective

To provide all citizens of Greenlee County with a comprehensive, coordinated narcotics unit comprised of local, state and federal resources, along with personnel to investigate, apprehend and convict street and mid-level drug violators.

Activity Summary

During FY 2018, the task force made 56 drug-related arrests. A total of 35 (63-percent) drug-related arrests were for the offense of possessing/concealing drugs. There were 21 (38-percent) arrests for marijuana, 10 (18-percent) arrests for methamphetamine/amphetamine, and 16 (29-percent) for paraphernalia. The task force removed \$2,436,060 in drugs from the community, including 47 kilograms of cocaine removed with a value of \$2.4 million, 15 pounds of marijuana, and 50 marijuana plants with a total combined value of \$29,350.

In FY 2018 the task force had 70 new investigations opened and were able to close five with 11 investigations pending. Officers pursued ten methamphetamine/amphetamine-related investigations, served four search warrants and disrupted or dismantled two Drug Trafficking Organizations (DTOs). The Greenlee County Narcotics Task Force (GCNTF) cooperated in training and community involvement, providing three trainings, held 12 community meetings, and offered nine school presentations.

Selected Quarterly Highlights

- During this quarter, the Greenlee County Sheriff's Office fielded a new K-9 team. Our K-9 has already been used in several new cases and has been productive. We anticipate that just the presence of this new K-9 team within our community will disrupt possession and sales of illicit drugs. Our K-9 team has also participated in approximately six presentations within our schools, where drug awareness education was presented to students.
- Our task force has made multiple arrests for illicit drugs in our small community during the second quarter. This disrupts the flow of illicit drugs because once word spreads of a drug arrest, other

users and small level dealers become nervous and apprehensive, slowing the transactions and use of these drugs in our area.

- This quarter, Taskforce members seized 102 pounds of cocaine during a traffic stop of a Semi tractor with no trailer. 1 "Heat" vehicle, which was also stopped, was traveling with the tractor. Four arrests were made.

Performance Benchmarks

All agencies are required to estimate performance benchmarks according to their program area. While these benchmark measures are not all-inclusive of program performance, they provide a method of determining program success and efficacy and support evidence-based programming.

Performance Measure	FY 2018 Estimated	FY 2018 Actual
Drug Value Removed per Grant Dollar Expended	\$0.56	\$80.13
Arrests per Investigation	1.40	11.20
Percent of Investigations closed	71.00%	7.14%

Drug Arrest Activity									Drug Removal & Value	
	Buy / Receive	Cultivate / Manufacture	Distribute / Sell	Possess / Conceal	Transport / Import	Consume / Use	Other	Total	Quantity Removed	Value
Cocaine (powder)	0	0	0	0	4	0	0	4	47.00 Kg	\$2,400,000.00
Crack (cocaine)	0	0	0	0	0	0	0	0	0.00 g	\$0.00
Ecstasy (MDMA)	0	0	0	0	0	0	0	0	0.00 ea	\$0.00
Fentanyl	0	0	0	0	0	0	0	0	0.00 mcg	\$0.00
Hashish	0	0	0	0	0	0	0	0	0.00 g	\$0.00
Heroin	0	0	1	2	0	0	0	3	5.50 g	\$550.00
High Grade Marijuana	0	0	0	0	0	0	0	0	0.00 lbs	\$0.00
Ketamine	0	0	0	0	0	0	0	0	0.00 mg	\$0.00
LSD	0	0	0	0	0	0	0	0	0.00 units	\$0.00
Marijuana	0	2	0	16	0	0	0	18	15.40 lbs	\$24,350.00
Marijuana Plants	0	2	0	0	0	0	0	2	50.00 ea	\$5,000.00
Medical Marijuana	0	0	0	1	0	0	0	1	0.00 oz	\$0.00
Methamphetamine/Amphetamine	0	0	1	9	0	0	0	10	18.50 g	\$1,850.00
Paraphernalia	11	0	0	5	0	0	0	16	16.00 ea	\$160.00
PCP	0	0	0	0	0	0	0	0	0.00 units	\$0.00
Prescription Pain Reliever	0	0	0	1	0	0	0	1	7.00 ea	\$70.00
Prescription Sedative	0	0	0	0	0	0	0	0	0.00 ea	\$0.00
Prescription Stimulant	0	0	0	0	0	0	0	0	0.00 ea	\$0.00
Psilocybin (Mushrooms)	0	0	0	1	0	0	0	1	946.00 g	\$4,080.00
Salvia	0	0	0	0	0	0	0	0	0.00 g	\$0.00
Steroids	0	0	0	0	0	0	0	0	0.00 mL	\$0.00
Synthetic Cannabinoids	0	0	0	0	0	0	0	0	0.00 g	\$0.00
Unknown Drug	0	0	0	0	0	0	0	0	0.00 units	\$0.00
Total	11	4	2	35	4	0	0	56		\$2,436,060

Prescription Drug Arrests	
Number of drug related arrests from table above that also included prescription drugs	1

Arrest Demographics					
	Male - Under 18	Female - Under 18	Male - 18 & Over	Female - 18 & Over	Total
American Indian / Native Alaskan	0	0	0	0	0
Asian	0	0	0	0	0
Black	0	0	0	0	0
Caucasian	0	1	19	4	24
Hispanic	2	1	25	4	32
Native Hawaiian / Pacific Islander	0	0	0	0	0
Other	0	0	0	0	0
Unknown	0	0	0	0	0
Total	2	2	44	8	56

Drug & Non-Drug Arrests			
	Drug	Non-Drug	Total
Violent Crime (excludes Gang-Involved)	0	0	0
Gang-Involved (excludes Violent)	0	0	0
Violent & Gang-Involved	0	0	0
Neither or Not Known	56	0	56
Total	56	0	56
Felony	56	0	56
Misdemeanor-Only	0	0	0
Total	56	0	56

Total Seizure Cases	
Federal	0
State	0
Total	0

Marijuana Grows Seized	
Indoor	1
Outdoor	0

Total Weapons Seized by Type	
Automatic Weapons / Machine Guns	0
Explosive Devices	0
Handguns (except semi-automatic)	0
Knives / Cutting Instruments	0
Other	0
Rifles (except semi-automatic)	0
Semi-Automatic Handguns	0
Semi-Automatic Rifles	0
Semi-Automatic Shotguns	0
Shotguns (except semi-automatic)	0
Total	0

Asset Seizures		
	Number	Value
Aircraft	0	\$0.00
Currency	0	\$0.00
Other	0	\$0.00
Other Financial Instrument	0	\$0.00
Real Property (Real Estate)	0	\$0.00
Vehicles	0	\$0.00
Vessels	0	\$0.00
Weapons	0	\$0.00
Total	0	\$0.00

Methamphetamine-Related Statistics	
Methamphetamine-Related Investigations	10
Clandestine Labs Seized	0
<i>Labs Seized with Minor(s) Involved</i>	0
Methamphetamine Dump Sites Discovered	0
<i>Dump Sites Referred for Mitigation/Cleanup</i>	0

Drug Trafficking Organizations			
	Disrupted	Dismantled	Total
Low Level (Street Dealer)	0	0	0
Mid Level (Distributor/Retailer)	0	0	0
High Level (Manufacture/Supplier)	2	0	2
Total	2	0	2

Investigation Data	
New Investigations Opened	70
Pending Investigations	11
Dropped Investigations	18
Closed Investigations	5

Search Warrants Served	
Federal	0
State	4
Other	0
Total	4

Firearms & NIBIN	
Firearms Reported to NIBIN	0
Firearms Traced through ATF	0
Number Charged with Firearm Crimes	0

Training/Community Involvement	
Number of Trainings Attended	0
Number of Trainings Provided	3
Community Meetings Held	12
School Presentations Offered	9



La Paz County Narcotics Task Force (LPCNTF)

Approved Budget FY 2018	
Personnel	\$ 46,874
Employee Related Expenditures	\$ 20,184
Total	\$ 67,058
Fund Source:	
Federal - Byrne/JAG	\$ 26,823
State	\$ 23,470
Match	\$ 16,765

Project Description

This program is administered by the La Paz County Sheriff's Office. The La Paz County Narcotics Task Force (LPCNTF) operates in La Paz County and along the Colorado River in western Arizona to identify, arrest and prosecute drug traffickers and seize illicit drugs and drug law violators' assets for forfeiture.

Task Force Participants

La Paz County Sheriff's Office, the United States Border Patrol (USBP), the Colorado River Indian Tribes Police Department, and the Riverside County Sheriff's Office.

Objective

To disrupt and reduce the distribution and sale of illicit drugs in La Paz County by working cooperatively with other Law Enforcement Agencies throughout the nation, to vigorously identify, investigate, arrest, and successfully prosecute local and mid-level drug trafficking organizations, thereby enhancing the quality of life for the citizens of La Paz County.

Activity Summary

During FY 2018, LPCNTF made 96 drug-related arrests. A total of 83 (86-percent) drug-related arrests were for the offense of transporting/importing drugs, and 6 (6-percent) were for possessing/concealing drugs. There were 51 (53-percent) arrests for marijuana and 22 (23-percent) for methamphetamine/amphetamine. Task force officers removed \$8,153,201 in drugs from the community, including 153,101 grams of methamphetamine/amphetamine with a value of \$2,216,981, 2,321 grams of heroin with a value of \$92,984, 54 kilograms of cocaine with a value of \$1.3 million, 613 pounds of high grade marijuana and 598 marijuana plants with a total combined value of over \$3.5 million.

The task force had asset seizures of \$507,691 which consisted of 10 vehicles, five weapons and \$447,191 in currency. The task force conducted 46 methamphetamine/amphetamine-related investigations and served seven search warrants.

Selected Quarterly Highlights

- We ran two Multi-Agency Ruse Check Points this quarter. Agencies involved were La Paz County S.O., Quartzsite P.D., CRIT P.D., and USBP.
- This past quarter, members of the La Paz County Narcotics Task Force have identified a local Drug Trafficking Organization. The majority of the DTO are Tribal members dealing Methamphetamine and Heroin on the Colorado River Indian Tribes Reservation. Task force officers have made purchases from 4 Tribal members, 2 Non Tribal members and identified two other persons involved with the DTO. The Task Force Members are still assisting Lake Havasu City P.D. with our K-9s in their city limits, and AZDPS K-9 units along Interstate 10.

- Between February and May, Members of the La Paz County Narcotics Task Force were able to infiltrate a major methamphetamine supplier/dealer on the CRIT Indian Reservation. This individual is a CRIT Tribal Member and has been a major problem in the Parker area and the Reservation for years. The Task Force made several major purchases from this subject, who resides in a very difficult area, logistically, to conduct drug purchases. The Task Force is currently working with the U.S. Attorney's Office for the prosecution of this subject.
- In May, before assisting the La Paz County Sheriff's Office with an Operation Stonegarden detail, members of the La Paz County Narcotics Task Force were running interdiction on Interstate 10. A traffic stop was conducted by a CRIT P.D. Detective in the area of Mile Post 5. Two U.S. Border Patrol Agents assisted the Detective on the stop. During the stop the driver came back as a missing person out of Calexico, Ca. The Driver's story was not consistent, and the Detectives questioned the subject further to gather more information. CRIT P.D. detective ran his K-9 on the vehicle, and the dog alerted. In the back of the vehicle, they located a packaged split Air Conditioner Unit that appeared to be in its original packaging. The Detectives observed several inconsistencies with packaging and assembly of the air conditioner unit and decided to take it apart. Inside the unit was a plastic trash bag containing 30 pounds of methamphetamine.

Performance Benchmarks

All agencies are required to estimate performance benchmarks according to their program area. While these benchmark measures are not all-inclusive of program performance, they provide a method of determining program success and efficacy and support evidence-based programming.

Performance Measure	FY 2018 Estimated	FY 2018 Actual
Drug Value Removed per Grant Dollar Expended	\$24.11	\$121.58
Arrests per Investigation	0.85	1.44
Percent of Investigations closed	74.00%	60.17%

Drug Arrest Activity									Drug Removal & Value	
	Buy / Receive	Cultivate / Manufacture	Distribute / Sell	Possess / Conceal	Transport / Import	Consume / Use	Other	Total	Quantity Removed	Value
Cocaine (powder)	0	0	0	1	4	0	0	5	54.32 Kg	\$1,307,680.00
Crack (cocaine)	0	0	0	0	0	0	0	0	0.00 g	\$0.00
Ecstasy (MDMA)	0	0	0	0	0	0	0	0	0.00 ea	\$0.00
Fentanyl	0	0	0	0	0	0	0	0	0.00 mcg	\$0.00
Hashish	0	0	0	0	0	0	0	0	1.00 g	\$50.00
Heroin	2	0	0	0	3	0	0	5	2,321.36 g	\$92,984.00
High Grade Marijuana	0	0	0	0	50	0	0	50	613.56 lbs	\$1,187,608.00
Ketamine	0	0	0	0	0	0	0	0	0.00 mg	\$0.00
LSD	0	0	0	0	0	0	0	0	0.00 units	\$0.00
Marijuana	0	0	0	0	0	0	0	0	0.00 lbs	\$0.00
Marijuana Plants	0	0	0	0	1	0	0	1	598.00 ea	\$2,392,000.00
Medical Marijuana	0	0	0	0	0	0	0	0	0.00 oz	\$0.00
Methamphetamine/Amphetamine	5	0	0	3	14	0	0	22	153,101.03 g	\$2,216,981.00
Paraphernalia	0	0	0	1	0	0	0	1	0.00 ea	\$0.00
PCP	0	0	0	0	0	0	0	0	0.00 units	\$0.00
Prescription Pain Reliever	0	0	0	0	0	0	0	0	0.00 ea	\$0.00
Prescription Sedative	0	0	0	0	0	0	0	0	254.00 ea	\$1,200.00
Prescription Stimulant	0	0	0	1	0	0	0	1	0.00 ea	\$0.00
Psilocybin (Mushrooms)	0	0	0	0	0	0	0	0	0.00 g	\$0.00
Salvia	0	0	0	0	0	0	0	0	0.00 g	\$0.00
Steroids	0	0	0	0	0	0	0	0	0.00 mL	\$0.00
Synthetic Cannabinoids	0	0	0	0	11	0	0	11	47,566.50 g	\$954,698.00
Unknown Drug	0	0	0	0	0	0	0	0	0.00 units	\$0.00
Total	7	0	0	6	83	0	0	96		\$8,153,201

Prescription Drug Arrests	
Number of drug related arrests from table above that also included prescription drugs	30

Arrest Demographics					
	Male - Under 18	Female - Under 18	Male - 18 & Over	Female - 18 & Over	Total
American Indian / Native Alaskan	0	0	11	0	11
Asian	0	0	1	0	1
Black	0	0	21	1	22
Caucasian	1	0	27	5	33
Hispanic	0	0	28	7	35
Native Hawaiian / Pacific Islander	0	0	0	0	0
Other	0	0	0	0	0
Unknown	0	0	0	0	0
Total	1	0	88	13	102

Drug & Non-Drug Arrests			
	Drug	Non-Drug	Total
Violent Crime (excludes Gang-Involved)	0	0	0
Gang-Involved (excludes Violent)	0	0	0
Violent & Gang-Involved	0	0	0
Neither or Not Known	96	6	102
Total	96	6	102
Felony	96	4	100
Misdemeanor-Only	0	2	2
Total	96	6	102

Total Seizure Cases	
Federal	0
State	22
Total	22

Marijuana Grows Seized	
Indoor	1
Outdoor	0

Total Weapons Seized by Type	
Automatic Weapons / Machine Guns	0
Explosive Devices	0
Handguns (except semi-automatic)	5
Knives / Cutting Instruments	0
Other	0
Rifles (except semi-automatic)	0
Semi-Automatic Handguns	0
Semi-Automatic Rifles	0
Semi-Automatic Shotguns	0
Shotguns (except semi-automatic)	0
Total	5

Asset Seizures		
	Number	Value
Aircraft	0	\$0.00
Currency	13	\$447,191.00
Other	0	\$0.00
Other Financial Instrument	0	\$0.00
Real Property (Real Estate)	0	\$0.00
Vehicles	10	\$59,000.00
Vessels	0	\$0.00
Weapons	5	\$1,500.00
Total	28	\$507,691.00

Methamphetamine-Related Statistics	
Methamphetamine-Related Investigations	46
Clandestine Labs Seized	0
<i>Labs Seized with Minor(s) Involved</i>	<i>0</i>
Methamphetamine Dump Sites Discovered	0
<i>Dump Sites Referred for Mitigation/Cleanup</i>	<i>0</i>

Drug Trafficking Organizations			
	Disrupted	Dismantled	Total
Low Level (Street Dealer)	0	0	0
Mid Level (Distributor/Retailer)	0	1	1
High Level (Manufacture/Supplier)	0	0	0
Total	0	1	1

Investigation Data	
New Investigations Opened	118
Pending Investigations	44
Dropped Investigations	0
Closed Investigations	71

Search Warrants Served	
Federal	1
State	4
Other	2
Total	7

Firearms & NIBIN	
Firearms Reported to NIBIN	0
Firearms Traced through ATF	0
Number Charged with Firearm Crimes	0

Training/Community Involvement	
Number of Trainings Attended	0
Number of Trainings Provided	0
Community Meetings Held	0
School Presentations Offered	0



Mohave County – Mohave Area General Narcotics Enforcement Team (MAGNET)

Approved Budget FY 2018	
Personnel	\$ 183,740
Employee Related Expenditures	\$ 148,271
Total	\$ 332,011
Fund Source:	
Federal - Byrne/JAG	\$ 132,804
State	\$ 116,204
Match	\$ 83,003

Project Description

This program is administered by the Kingman Police Department. The Mohave Area General Narcotics Enforcement Team (MAGNET) is a multi-jurisdictional, multi-agency narcotics task force organized to identify, arrest and prosecute drug traffickers, seize drugs, cash assets, and follow investigative leads on narcotics smuggling and illegal drug laboratory activity in Mohave County.

Task Force Participants

The Drug Enforcement Administration (DEA), Arizona Department of Public Safety (DPS), Mohave County Sheriff's Office, Lake Havasu City Police Department, Bullhead City Police Department, and the Kingman Police Department, and Mohave County Attorney's Office.

Objective

To reduce illicit drug activity in Mohave County, thereby reducing its impact on other areas of the country. This is accomplished by targeting major traffickers, distribution organizations and manufacturers/producers that operate in Mohave County and whose activities impact the community and the entire country.

Activity Summary

During FY 2018, MAGNET officers made 376 drug-related arrests. A total of 219 (58-percent) drug-related arrests were for the offense of possession/concealing drugs, 76 (20-percent) were for the distribution/selling of drugs, and 30 (8-percent) were for transporting/importing drugs. There were 138 (38-percent) arrests for methamphetamine/amphetamine, 59 (16-percent) for marijuana and 76 (20-percent) for paraphernalia. MAGNET removed \$4,596,810 in drugs from the community, including 285 pounds of marijuana with a value of over \$1.12 million, 36,587 grams of methamphetamine/amphetamine with a value over of \$1.83 million, and 140.65 kilograms of cocaine with a value of \$1.18 million.

The task force had asset seizures of \$2,495,835, which consisted of 40 weapons, ten vehicles, and \$2,397,728 in currency and other assets. MAGNET officers eradicated three marijuana grows, served 120 search warrants, disrupted or dismantled 144 Drug Trafficking Operations (DTOs), and pursued 119 methamphetamine/amphetamine-related investigations.

Selected Quarterly Highlights

- During July, the Mohave Area General Narcotic Enforcement Team assisted Department of Homeland Security (HSI) and Department of Public Safety with a traffic stop which resulted in the seizure of 131 Kilograms of Cocaine. During this traffic stop the two suspects admitted to possessing personal use cocaine in the vehicle. During a further search of the car, it was discovered the suspects were transporting 290 pounds of cocaine (131KG). The information was turned over to HSI to further the investigation.

- The M.A.G.N.E.T. task force assisted the DEA in the recovery of over a million dollars and over \$100,000 of methamphetamine and heroin being transported through Mohave County. M.A.G.N.E.T. assisted with a traffic stop and initial search of the vehicle and turned the case over to the DEA upon completion.
- On March 31st, the Bullhead City Unit of M.A.G.N.E.T. assisted after a traffic stop resulted in the arrest of a suspect trafficking a large quantity of Methamphetamine and a loaded AR 15 rifle. The car was pulled over for a traffic violation, and the suspect began acting suspicious, which led to a K-9 search of the vehicle. The search yielded approximately 285 grams or a half pound of methamphetamine valuing approximately \$28,500. The suspect was not a legal citizen of the United States and was booked on felony charges for possession of dangerous drugs for sale, possession of dangerous drugs, misconduct involving weapons, and possession of drug paraphernalia.
- M.A.G.N.E.T. assisted the United States Customs and Border Patrol with a traffic stop on Interstate 40. During the investigation, it was learned that an occupant of the vehicle was trafficking methamphetamine and pills in large quantities. A consented search resulted in approximately 32 pounds of methamphetamine and 10,000 blue pills found hidden inside the vehicle. The pills were fake Hydrocodone made with Fentanyl and other byproducts. The street value of the Methamphetamine is approximately \$716,800, and the Fentanyl was valued at approximately \$200,000.

Performance Benchmarks

All agencies are required to estimate performance benchmarks according to their program area. While these benchmark measures are not all-inclusive of program performance, they provide a method of determining program success and efficacy and support evidence-based programming.

Performance Measure	FY 2018 Estimated	FY 2018 Actual
Drug Value Removed per Grant Dollar Expended	\$20.29	\$13.85
Arrests per Investigation	3.08	2.80
Percent of Investigations closed	71.00%	75.74%

Drug Arrest Activity									Drug Removal & Value	
	Buy / Receive	Cultivate / Manufacture	Distribute / Sell	Possess / Conceal	Transport / Import	Consume / Use	Other	Total	Quantity Removed	Value
Cocaine (powder)	0	0	3	1	4	0	0	8	140.65 Kg	\$1,189,347.00
Crack (cocaine)	0	0	0	0	0	0	0	0	0.00 g	\$0.00
Ecstasy (MDMA)	0	0	0	0	0	0	0	0	765.00 ea	\$11,475.00
Fentanyl	0	0	0	0	0	0	0	0	667,000,000.00 mcg	\$200,000.00
Hashish	0	0	0	0	0	0	0	0	5.00 g	\$250.00
Heroin	27	0	24	32	2	0	0	85	2,147.95 g	\$150,355.00
High Grade Marijuana	0	3	4	28	14	0	2	51	273.39 lbs	\$1,091,832.00
Ketamine	0	0	0	0	0	0	0	0	0.00 mg	\$0.00
LSD	0	0	0	0	0	0	0	0	0.00 units	\$0.00
Marijuana	0	0	1	6	0	0	0	7	11.49 lbs	\$37,534.00
Marijuana Plants	0	1	0	0	0	0	0	1	27.00 ea	\$73,000.00
Medical Marijuana	0	0	0	0	0	0	0	0	0.00 oz	\$0.00
Methamphetamine/Amphetamine	18	0	41	69	10	0	0	138	36,587.45 g	\$1,830,275.00
Other Drug	0	0	0	1	0	0	0	1	N/A	\$1,500.00
Paraphernalia	0	0	0	76	0	0	0	76	0.00 ea	\$0.00
PCP	0	0	0	0	0	0	0	0	0.00 units	\$0.00
Prescription Pain Reliever	0	0	0	0	0	0	0	0	177.00 ea	\$3,385.00
Prescription Sedative	0	0	0	0	0	0	0	0	8.00 ea	\$80.00
Prescription Stimulant	0	0	3	2	0	0	0	5	18.00 ea	\$130.00
Psilocybin (Mushrooms)	0	0	0	1	0	0	0	1	120.50 g	\$4,820.00
Salvia	0	0	0	0	0	0	0	0	0.00 g	\$0.00
Steroids	0	0	0	0	0	0	0	0	0.00 mL	\$0.00
Synthetic Cannabinoids	0	0	0	0	0	0	0	0	3.00 g	\$200.00
Unknown Drug	0	0	0	3	0	0	0	3	2,554.50 units	\$2,627.00
Total	45	4	76	219	30	0	2	376		\$4,596,810

Prescription Drug Arrests

Number of drug related arrests from table above that also included prescription drugs	9
---	---

Arrest Demographics

	Male - Under 18	Female - Under 18	Male - 18 & Over	Female - 18 & Over	Total
American Indian / Native Alaskan	0	0	1	0	1
Asian	0	0	5	1	6
Black	1	0	13	6	20
Caucasian	3	1	288	138	430
Hispanic	0	0	36	6	42
Native Hawaiian / Pacific Islander	0	0	0	0	0
Other	0	0	0	0	0
Unknown	0	0	0	0	0
Total	4	1	343	151	499

Drug & Non-Drug Arrests

	Drug	Non-Drug	Total
Violent Crime (excludes Gang-Involved)	0	0	0
Gang-Involved (excludes Violent)	0	0	0
Violent & Gang-Involved	0	0	0
Neither or Not Known	376	123	499
Total	376	123	499
Felony	335	40	375
Misdemeanor-Only	41	83	124
Total	376	123	499

Total Seizure Cases	
Federal	0
State	40
Total	40

Marijuana Grows Seized	
Indoor	0
Outdoor	3

Total Weapons Seized by Type	
Automatic Weapons / Machine Guns	0
Explosive Devices	0
Handguns (except semi-automatic)	13
Knives / Cutting Instruments	0
Other	0
Rifles (except semi-automatic)	2
Semi-Automatic Handguns	17
Semi-Automatic Rifles	5
Semi-Automatic Shotguns	0
Shotguns (except semi-automatic)	3
Total	40

Asset Seizures		
	Number	Value
Aircraft	0	\$0.00
Currency	29	\$2,396,878.00
Other	1	\$850.00
Other Financial Instrument	0	\$0.00
Real Property (Real Estate)	0	\$0.00
Vehicles	10	\$81,092.00
Vessels	0	\$0.00
Weapons	40	\$17,015.00
Total	80	\$2,495,835.00

Methamphetamine-Related Statistics	
Methamphetamine-Related Investigations	119
Clandestine Labs Seized	20
<i>Labs Seized with Minor(s) Involved</i>	0
Methamphetamine Dump Sites Discovered	0
<i>Dump Sites Referred for Mitigation/Cleanup</i>	0

Drug Trafficking Organizations			
	Disrupted	Dismantled	Total
Low Level (Street Dealer)	5	136	141
Mid Level (Distributor/Retailer)	0	2	2
High Level (Manufacture/Supplier)	0	1	1
Total	5	139	144

Investigation Data	
New Investigations Opened	235
Pending Investigations	62
Dropped Investigations	1
Closed Investigations	178

Search Warrants Served	
Federal	1
State	119
Other	0
Total	120

Firearms & NIBIN	
Firearms Reported to NIBIN	0
Firearms Traced through ATF	0
Number Charged with Firearm Crimes	0

Training/Community Involvement	
Number of Trainings Attended	28
Number of Trainings Provided	4
Community Meetings Held	15
School Presentations Offered	1



Navajo County - Major Crimes Apprehension Team (MCAT)

Approved Budget FY 2018	
Personnel	\$ 134,283
Employee Related Expenditures	\$ 100,133
Total	\$ 234,416
Fund Source:	
Federal - Byrne/JAG	\$ 93,766
State	\$ 82,046
Match	\$ 58,604

Project Description

This program is administered by the Navajo County Sheriff's Office (NCSO). The Navajo County Major Crimes Apprehension Team (MCAT) is a formally organized, multi-jurisdictional, multi-agency task force that identifies, arrests and vigorously prosecutes drug traffickers and seizes illegal drugs and assets derived from illegal drug-related activity.

Task Force Participants

Navajo County Sheriff's Office, Navajo County Attorney's Office, AZ Department Public Safety, Show Low Police Department, Winslow Police Department, Snowflake-Taylor Police Department, Pinetop-Lakeside Police Department

Objective

To reduce, dismantle and disrupt the consumption, sale, purchase, manufacture, and transportation of illicit drugs and narcotics, including the abuse of prescription pharmaceuticals and the related crimes associated with drug abuse within Navajo County and the State of Arizona.

Activity Summary

During FY 2018, MCAT made 324 drug-related arrests. A total of 126 (39-percent) drug-related arrests were for possessing/concealing drugs, 59 (18-percent) were for transporting/importing drugs, and 87 (27-percent) were for distributing/selling. There were 129 (40-percent) for methamphetamine/amphetamine, and 87 (27-percent) arrests for marijuana. The task force removed \$3,316,947 in drugs from the community, including 23,577 grams of methamphetamine/amphetamine valued at \$1.8 million, 692 total pounds of marijuana and 187 marijuana plants with a combined valued at over \$1.1 million, 2,026 grams of heroin valued at \$120,880, and 680.5 grams of fentanyl valued at \$36,000.

MCAT officers had asset seizures of \$113,422 which consisted of 38 weapons, two vehicles, and \$80,872 in currency and other assets. The task force served 53 search warrants, disrupted and dismantled six Drug Trafficking Organizations (DTOs) and pursued 129 methamphetamine/amphetamine-related investigations.

Selected Quarterly Highlights

- A Drug Trafficking Organization was successfully dismantled beginning with the arrests of a couple in Winslow, Arizona. The subject couple had installed their own video surveillance system and had cameras inside their home, essentially filming their illegal activity. This activity involved smoking methamphetamine, dealing methamphetamine, and engaging in violent domestic fights (at times involving weapons) in front of their two small children (the children at times would try to break up the fights themselves). The father of one of the suspects' worked for Navajo County Court Security. He made multiple threats to Navajo County, and specific Law Enforcement Officers, after hearing of his daughter's arrest. He was eventually terminated for those actions. The Department of Child Safety took the two children, who were eventually placed with other family members. The subject

couple was released on bond from their arrest, only to be arrested again weeks later in Yavapai County for transportation of over a half pound of methamphetamine. They face charges in Yavapai as well as their initial charges with Navajo County. This drug trafficking operation resulted in the seizure of 1.75 pounds of Methamphetamine, 22 guns, and the arrest of 22 individuals associated with this criminal enterprise.

- One of our K-9 Deputies stopped a vehicle on Interstate 40 EB in the Holbrook, AZ, area for a traffic violation. 11.5 pounds of marijuana was found, as was a 1.5-pound package of a white powdery substance. This package was sealed with a food saver along with additional packaging, which seemed odd to the deputies. The two occupants claimed no knowledge what the substance was. Being wary of any unknown drug, the proper procedures were taken to send this substance to the lab for testing. The results came back as pure Fentanyl. By following procedure and airing on the side of caution, the deputies avoided a potentially dangerous exposure.
- A K-9 Deputy pulled over a vehicle on Interstate 40. The driver and the passenger had conflicting stories on their travels, and there were multiple indicators of illegal activity. After a search of the vehicle, over \$13,000 along with marijuana and methamphetamine were found in the vehicle. The methamphetamine was even mixed in with the money. After running these individuals through HIDTA, and then speaking with FBI agents, it was learned that the individual claiming the money was also a part of a large methamphetamine drug ring involving the East Side Crips. The FBI is trying to wrap up their case on the Crips and information we have found during our investigation, including jail calls, will aid in the takedown of this major crime syndicate involving a major gang. Running these suspects through HIDTA helped initiate a much deeper investigation.

Performance Benchmarks

All agencies are required to estimate performance benchmarks according to their program area. While these benchmark measures are not all-inclusive of program performance, they provide a method of determining program success and efficacy and support evidence-based programming.

Performance Measure	FY 2018 Estimated	FY 2018 Actual
Drug Value Removed per Grant Dollar Expended	\$17.06	\$2,490.36
Arrests per Investigation	1.23	1.05
Percent of Investigations closed	79.00%	94.85%

Drug Arrest Activity									Drug Removal & Value	
	Buy / Receive	Cultivate / Manufacture	Distribute / Sell	Possess / Conceal	Transport / Import	Consume / Use	Other	Total	Quantity Removed	Value
Cocaine (powder)	0	0	0	1	0	0	0	1	0.08 Kg	\$1,800.00
Crack (cocaine)	0	0	0	0	0	0	0	0	0.00 g	\$0.00
Ecstasy (MDMA)	0	0	0	0	2	0	0	2	1,014.00 ea	\$10,140.00
Fentanyl	0	0	0	0	2	0	0	2	680,500,000.00 mcg	\$36,000.00
Hashish	0	0	0	0	0	0	0	0	0.00 g	\$0.00
Heroin	11	0	12	15	4	0	0	42	2,026.00 g	\$120,880.00
High Grade Marijuana	0	0	14	8	16	0	0	38	474.00 lbs	\$177,200.00
Ketamine	0	0	0	0	0	0	0	0	0.00 mg	\$0.00
LSD	0	0	0	0	0	0	0	0	0.00 units	\$0.00
Marijuana	0	0	11	21	11	3	0	46	218.17 lbs	\$87,190.00
Marijuana Plants	0	3	0	0	0	0	0	3	187.00 ea	\$914,000.00
Medical Marijuana	0	0	0	0	0	0	0	0	0.00 oz	\$0.00
Methamphetamine/Amphetamine	29	0	46	34	17	3	0	129	23,577.00 g	\$1,872,560.00
Other Drug	0	0	2	2	5	0	0	9	N/A	\$96,115.00
Paraphernalia	0	0	0	41	0	3	0	44	16.00 ea	\$160.00
PCP	0	0	0	0	0	0	0	0	0.00 units	\$0.00
Prescription Pain Reliever	0	0	2	2	2	0	0	6	48.00 ea	\$132.00
Prescription Sedative	0	0	0	1	0	0	0	1	2.00 ea	\$18.00
Prescription Stimulant	0	0	0	0	0	0	0	0	1.00 ea	\$2.00
Psilocybin (Mushrooms)	0	0	0	0	0	0	0	0	0.00 g	\$0.00
Salvia	0	0	0	0	0	0	0	0	0.00 g	\$0.00
Steroids	0	0	0	1	0	0	0	1	50.00 mL	\$750.00
Synthetic Cannabinoids	0	0	0	0	0	0	0	0	0.00 g	\$0.00
Unknown Drug	0	0	0	0	0	0	0	0	0.00 units	\$0.00
Total	40	3	87	126	59	9	0	324		\$3,316,947.00

Prescription Drug Arrests	
Number of drug related arrests from table above that also included prescription drugs	7

Arrest Demographics					
	Male - Under 18	Female - Under 18	Male - 18 & Over	Female - 18 & Over	Total
American Indian / Native Alaskan	0	0	17	13	30
Asian	0	0	5	1	6
Black	0	0	22	5	27
Caucasian	1	0	170	66	237
Hispanic	0	0	67	21	88
Native Hawaiian / Pacific Islander	0	0	0	0	0
Other	0	0	0	0	0
Unknown	0	0	0	0	0
Total	1	0	281	106	388

Drug & Non-Drug Arrests			
	Drug	Non-Drug	Total
Violent Crime (excludes Gang-Involved)	0	0	0
Gang-Involved (excludes Violent)	0	0	0
Violent & Gang-Involved	0	0	0
Neither or Not Known	324	64	388
Total	324	64	388
Felony	319	63	382
Misdemeanor-Only	5	1	6
Total	324	64	388

Total Seizure Cases	
Federal	0
State	49
Total	49

Marijuana Grows Seized	
Indoor	1
Outdoor	2

Total Weapons Seized by Type	
Automatic Weapons / Machine Guns	1
Explosive Devices	0
Handguns (except semi-automatic)	6
Knives / Cutting Instruments	0
Other	0
Rifles (except semi-automatic)	13
Semi-Automatic Handguns	13
Semi-Automatic Rifles	0
Semi-Automatic Shotguns	3
Shotguns (except semi-automatic)	2
Total	38

Asset Seizures		
	Number	Value
Aircraft	0	\$0.00
Currency	9	\$80,872.00
Other	0	\$0.00
Other Financial Instrument	0	\$0.00
Real Property (Real Estate)	0	\$0.00
Vehicles	2	\$19,500.00
Vessels	0	\$0.00
Weapons	38	\$13,050.00
Total	49	\$113,422.00

Methamphetamine-Related Statistics	
Methamphetamine-Related Investigations	129
Clandestine Labs Seized	0
<i>Labs Seized with Minor(s) Involved</i>	0
Methamphetamine Dump Sites Discovered	0
<i>Dump Sites Referred for Mitigation/Cleanup</i>	0

Drug Trafficking Organizations			
	Disrupted	Dismantled	Total
Low Level (Street Dealer)	0	0	0
Mid Level (Distributor/Retailer)	0	6	6
High Level (Manufacture/Supplier)	0	0	0
Total	0	6	6

Investigation Data	
New Investigations Opened	388
Pending Investigations	20
Dropped Investigations	0
Closed Investigations	368

Search Warrants Served	
Federal	0
State	53
Other	0
Total	53

Firearms & NIBIN	
Firearms Reported to NIBIN	38
Firearms Traced through ATF	0
Number Charged with Firearm Crimes	17

Training/Community Involvement	
Number of Trainings Attended	16
Number of Trainings Provided	8
Community Meetings Held	8
School Presentations Offered	8



Pima County - Counter Narcotics Alliance (C.N.A.)

Approved Budget FY 2018	
Personnel	\$ 386,422
Employee Related Expenditures	\$ 332,650
Total	\$ 719,072
Fund Source:	
Federal - Byrne/JAG	\$ 287,629
State	\$ 251,675
Match	\$ 179,768

Project Description

This program is administered by the Tucson Police Department. The Tucson Metropolitan Counter Narcotics Alliance (C.N.A.) is a formally organized multi-jurisdictional, multi-agency narcotics enforcement task force in Pima County. C.N.A. operates under a board and works to reduce drug demand, target mid-level, and upper-level drug dealers and decrease the narcotics problem in Pima County, including the Tucson metropolitan area.

Task Force Participants

Tucson Police Department, Arizona Department of Public Safety, Marana Police Department, Oro Valley Police Department, Sahuarita Police Department, University of Arizona Police Department, Pima County Attorney's Office, Drug Enforcement Administration, Homeland Security Investigations, Southern Arizona High-Intensity Drug Trafficking Area Initiative.

Objective

To disrupt the trafficking, sale, and distribution of illegal narcotics in the metropolitan Tucson area and Pima County. C.N.A. is a collaborative task force with officers and special agents from six local and state, and two federal law enforcement agencies.

Activity Summary

During FY 2018, the C.N.A. task force made 1,665 drug-related arrests. A total of 1,394 (84-percent) drug-related arrests were for the offense of possessing/concealing drugs, and 225 (14-percent) were for distributing/selling drugs. There were 844 (51-percent) for methamphetamine/amphetamine, 435 (26-percent) for heroin, 137 (8-percent) for cocaine/crack, and 98 (6-percent) for marijuana. The task force removed \$22,547,787 in drugs from the community, including 164 kilograms of cocaine with a value over \$4.8 million, 44,749grams of crack cocaine valued over \$1.2 million, 196,408 grams of methamphetamine/amphetamine with a value of over \$5.3 million, 70,726 grams of heroin with a value over \$4.2 million, and 26,383grams of fentanyl with a value of \$1.49 million.

The task force had asset seizures of \$2,066,853 which consisted of 68 vehicles, 127 weapons, \$989,019 in currency and other assets, and \$655,548 in real estate property. The task force pursued 18 methamphetamine/amphetamine-related investigations served 294 search warrants, seized four marijuana grows, disrupted and dismantled a total of 5 Drug Trafficking Organizations (DTOs) and were able to trace 127 firearms through the Bureau of Alcohol, Tobacco, Firearms, and Explosives (ATF).

For training and community involvement in FY 2018, the C.N.A. task force reported that it attended 47 trainings, as well as providing a total of 25 trainings, held 18 community meetings, and offered eight school presentations.

Selected Quarterly Highlights

- CNA's Interdiction squad conducted an operation at a shuttle business located in Tucson. During that time, personnel observed a male arrive at shuttle business in a passenger car, after which the individual was observed retrieving a gray backpack and attempting to board a shuttle van to Phoenix. Personnel conducted an encounter with the individual. The individual disclaimed the bag. It was later found out that the contents of the bag contained approximately 10.0 pounds of black tar heroin and 1.02 pounds of suspected white powder heroin.
- CNA Interdiction agents were conducting interdiction operations at the shuttles located in the Tucson Metropolitan area and observed a male subject displaying behavior consistent with a narcotic courier. Agents conducted a consensual encounter with the subject to a search of his backpack. The backpack was empty. Shortly after that, a grey vehicle arrived at the Shuttle location, the male subject got into the back seat, and the vehicle left the parking lot. The vehicle drove around the block and pulled into another shuttle lot. Agents contacted the three males at the vehicle and noticed the subject's once empty backpack was now full. A CNA K-9 alerted to the presence of narcotics in the vehicle. During a search of the vehicle, agents located 15 packages of heroin with a weight of 22lbs and one package of cocaine weighing 1.26 lbs. Agents located an additional 2 pounds of heroin in the glove box of the vehicle. The three males were arrested and booked into jail.
- Agents worked with the CNA Target Deck Unit and identified a male suspect believed to be transporting narcotics from Mexico into the US. A traffic stop was conducted, and the subject consented to a search of his vehicle. Agents located 20 pounds of heroin and 30 pounds of methamphetamine. Search warrants were served at the subject's residence and four storage units, where Agents recovered 22 rifles and a handgun. The investigation revealed the subject had contact with another person of interest, who is the subject of several drug cases between HSI and DEA.
- In late July of 2017, the Mid-Level Group began investigating the two smoke shops in Tucson. This investigation began after Street-Level Group investigators had made several undercover buys of "spice" from the smoke shops, but was unable to end the illegal drug sales at the business. The Mid-Level Group began making pound quantity undercover buys of spice directly from the two owners of the smoke shops. A total of six search warrants were served on the residences of the owners, two smoke shops they owned, and two food markets they owned. Forty-eight pounds of suspected "spice" were seized along with 606 individual retail packages of "spice," 2 handguns, one rifle, and four vehicles. Detectives from the Asset Forfeiture Group seized a total of \$48,000.

Performance Benchmarks

All agencies are required to estimate performance benchmarks according to their program area. While these benchmark measures are not all-inclusive of program performance, they provide a method of determining program success and efficacy and support evidence-based programming.

Performance Measure	FY 2018 Estimated	FY 2018 Actual
Drug Value Removed per Grant Dollar Expended	\$53.99	\$31.36
Arrests per Investigation	6.83	6.93
Percent of Investigations closed	77.00%	68.87%

Drug Arrest Activity									Drug Removal & Value	
	Buy / Receive	Cultivate / Manufacture	Distribute / Sell	Possess / Conceal	Transport / Import	Consume / Use	Other	Total	Quantity Removed	Value
Cocaine (powder)	5	0	35	92	5	0	0	137	164.59 Kg	\$4,851,407.92
Crack (cocaine)	0	0	5	53	4	0	0	62	44,749.30 g	\$1,223,952.69
Ecstasy (MDMA)	0	0	0	0	0	0	0	0	5.00 ea	\$80.00
Fentanyl	0	0	2	6	1	0	0	9	26,383,270,000.00 mcg	\$1,499,479.00
Hashish	0	0	1	5	0	0	0	6	14,771.90 g	\$260,531.56
Heroin	4	0	53	371	7	0	0	435	70,726.26 g	\$4,289,762.87
High Grade Marijuana	0	0	8	1	0	0	0	9	29.10 lbs	\$97,233.00
Ketamine	0	0	0	0	0	0	0	0	0.00 mg	\$0.00
LSD	0	0	0	1	0	0	0	1	2.00 units	\$40.00
Marijuana	0	2	28	55	2	0	0	87	1,427.47 lbs	\$3,870,191.15
Marijuana Plants	0	0	0	1	1	0	0	2	52.00 ea	\$235,214.00
Medical Marijuana	0	0	0	0	0	0	0	0	0.00 oz	\$0.00
Methamphetamine/Amphetamine	0	0	78	753	13	0	0	844	196,408.35 g	\$5,331,550.15
Other Drug	0	0	0	8	0	0	0	8	N/A	\$338,103.11
Paraphernalia	0	0	0	23	0	0	0	23	5.00 ea	\$5.00
PCP	0	0	0	0	0	0	0	0	0.00 units	\$0.00
Prescription Pain Reliever	0	0	6	11	0	0	0	17	5,102.50 ea	\$105,850.00
Prescription Sedative	0	0	4	11	0	0	0	15	1,781.50 ea	\$35,630.00
Prescription Stimulant	0	0	0	0	0	0	0	0	284.89 ea	\$5,690.00
Psilocybin (Mushrooms)	0	0	1	0	0	0	0	1	95.21 g	\$190.42
Salvia	0	0	0	0	0	0	0	0	0.00 g	\$0.00
Steroids	0	0	0	0	0	0	0	0	0.00 mL	\$0.00
Synthetic Cannabinoids	2	0	4	3	0	0	0	9	26,301.13 g	\$394,485.69
Unknown Drug	0	0	0	0	0	0	0	0	510.00 units	\$8,390.00
Total	11	2	225	1,394	33	0	0	1,665		\$22,547,787

Prescription Drug Arrests	
Number of drug related arrests from table above that also included prescription drugs	32

Arrest Demographics					
	Male - Under 18	Female - Under 18	Male - 18 & Over	Female - 18 & Over	Total
American Indian / Native Alaskan	2	0	32	12	46
Asian	0	0	1	2	3
Black	3	0	165	36	204
Caucasian	1	0	458	239	698
Hispanic	5	1	629	146	781
Native Hawaiian / Pacific Islander	0	0	0	0	0
Other	0	0	0	0	0
Unknown	0	0	0	0	0
Total	11	1	1,285	435	1,732

Drug & Non-Drug Arrests			
	Drug	Non-Drug	Total
Violent Crime (excludes Gang-Involved)	22	33	55
Gang-Involved (excludes Violent)	2	2	4
Violent & Gang-Involved	5	16	21
Neither or Not Known	1,636	16	1,652
Total	1,665	67	1,732
Felony	1,662	66	1,728
Misdemeanor-Only	3	1	4
Total	1,665	67	1,732

Total Seizure Cases	
Federal	1
State	194
Total	195

Marijuana Grows Seized	
Indoor	3
Outdoor	1

Total Weapons Seized by Type	
Automatic Weapons / Machine Guns	20
Explosive Devices	0
Handguns (except semi-automatic)	19
Knives / Cutting Instruments	0
Other	0
Rifles (except semi-automatic)	10
Semi-Automatic Handguns	56
Semi-Automatic Rifles	9
Semi-Automatic Shotguns	0
Shotguns (except semi-automatic)	13
Total	127

Asset Seizures		
	Number	Value
Aircraft	0	\$0.00
Currency	73	\$974,774.00
Other	13	\$14,245.00
Other Financial Instrument	0	\$0.00
Real Property (Real Estate)	6	\$655,548.00
Vehicles	68	\$361,224.00
Vessels	0	\$0.00
Weapons	127	\$61,062.00
Total	287	\$2,066,853.00

Methamphetamine-Related Statistics	
Methamphetamine-Related Investigations	18
Clandestine Labs Seized	0
<i>Labs Seized with Minor(s) Involved</i>	<i>0</i>
Methamphetamine Dump Sites Discovered	0
<i>Dump Sites Referred for Mitigation/Cleanup</i>	<i>0</i>

Drug Trafficking Organizations			
	Disrupted	Dismantled	Total
Low Level (Street Dealer)	1	2	3
Mid Level (Distributor/Retailer)	1	1	2
High Level (Manufacture/Supplier)	0	0	0
Total	2	3	5

Investigation Data	
New Investigations Opened	363
Pending Investigations	484
Dropped Investigations	0
Closed Investigations	250

Search Warrants Served	
Federal	16
State	278
Other	0
Total	294

Firearms & NIBIN	
Firearms Reported to NIBIN	127
Firearms Traced through ATF	127
Number Charged with Firearm Crimes	121

Training/Community Involvement	
Number of Trainings Attended	47
Number of Trainings Provided	25
Community Meetings Held	18
School Presentations Offered	8



Pinal County - Narcotics Task Force (PCNTF)

Approved Budget FY 2018		
Personnel	\$	58,540
Overtime	\$	41,127
Employee Related Expenditures	\$	43,261
Total	\$	142,928
Fund Source:		
Federal - Byrne/JAG	\$	57,171
State	\$	50,025
Match	\$	35,732

Project Description

This program is administered by the Pinal County Sheriff's Office. The Pinal County Narcotics Task Force (PCNTF) is organized to identify, arrest and prosecute drug traffickers, seize drugs and cash assets and pursue investigative leads to upper-level drug trafficking organizations operating in the federally designated Southwest Border High-Intensity Drug Trafficking Area (HIDTA), which includes Pinal County.

Task Force Participants

Pinal County Sheriff's Office, Florence Police Department, Coolidge Police Department, Eloy Police Department, United States Border Patrol, Pinal County Attorney's Office.

Objective

To investigate, prosecute, disrupt and dismantle individuals and/or groups involved in the possession, sales, manufacturing, cultivating, trafficking, and smuggling of illegal drugs in or through Pinal County and surrounding areas, to include statewide and international investigations.

Activity Summary

During FY 2018, PCNTF officers made 65 drug-related arrests. A total of 44 (68-percent) drug-related arrests were for possessing/concealing drugs, 14 (22-percent) were for the distribution/selling of the drugs, and 2 (3-percent) were for transporting/importing drugs. There were 13 (20-percent) arrests for marijuana and 34 (52-percent) for methamphetamine/amphetamine. The task force removed \$2,797,031 in drugs from the community, including 2,415 pounds of marijuana and four marijuana plants with a combined total value of \$1.4 million, 15,043 grams of heroin with a value of \$97,249, and 931 grams of methamphetamine/amphetamine with a value of \$71,106.

The task force had asset seizures of \$38,103 which consisted of 30 weapons and \$28,503 in currency. Task force officers seized four marijuana grow sites, served 44 search warrants and disrupted two Drug Trafficking Organizations (DTOs).

Selected Quarterly Highlights:

- In May 2018, the Pinal County Narcotics Task Force and the Anti-smuggling unit conducted a desert operation in the Vekol Valley, Interstate 8 area. This operation was to target any human and narcotic smuggling in the area. The operation was a success with activity that included:
 - 21 undocumented alien arrest, with six prosecuted for reentry
 - Two human smuggling prosecutions
 - Four narcotic arrests
 - Five warrant arrests
 - 300lbs marijuana seizures

- The Pinal County Narcotics Task Force and the U.S. Drug Enforcement Agency participated in the disruption of a Drug Trafficking Organization, for distributing MDMA throughout the State Of Arizona. This is an international case, as the MDMA is being shipped from Poland to New Jersey and then distributed throughout the United States including Arizona. The DTO was found to be picking up packages of MDMA, from different UPS shipping stores, then using a pill press lab to distribute the MDMA in a pill form. The organization used bitcoin to fund their drug transactions. The task forces identified warehouses used for the pill pressing and distribution, as well as several stash houses in the Maricopa County area, and executed eight search warrants. From the searches that took place at these locations, \$460,392 in U.S. currency was seized, along with 74 pounds of MDMA, 25 pounds of Ketamine, and 1 pound of Xanax. The task force was able to dismantle a large pill press lab, seizing all equipment involved. This case was the largest MDMA/Ketamine seizure in Arizona.

Performance Benchmarks

All agencies are required to estimate performance benchmarks according to their program area. While these benchmark measures are not all-inclusive of program performance, they provide a method of determining program success and efficacy and support evidence-based programming.

Performance Measure	FY 2018 Estimated	FY 2018 Actual
Drug Value Removed per Grant Dollar Expended	\$104.95	\$19.57
Arrests per Investigation	0.83	0.75
Percent of Investigations closed	80.00%	61.29%

Drug Arrest Activity									Drug Removal & Value	
	Buy / Receive	Cultivate / Manufacture	Distribute / Sell	Possess / Conceal	Transport / Import	Consume / Use	Other	Total	Quantity Removed	Value
Cocaine (powder)	0	0	0	3	0	0	0	3	0.00 Kg	\$100.00
Crack (cocaine)	0	0	0	0	0	0	0	0	125.40 g	\$12,540.00
Ecstasy (MDMA)	0	1	0	0	0	0	0	1	115,293.00 ea	\$973,509.00
Fentanyl	0	0	0	0	0	0	0	0	0.00 mcg	\$0.00
Hashish	0	0	0	2	0	0	0	2	57.40 g	\$1,912.00
Heroin	0	0	2	3	0	0	0	5	15,043.99 g	\$97,249.61
High Grade Marijuana	0	0	0	0	0	0	0	0	0.00 lbs	\$0.00
Ketamine	0	0	0	0	0	0	0	0	11,339,800.00 mg	\$226,780.00
LSD	0	0	0	0	0	0	0	0	0.00 units	\$0.00
Marijuana	0	0	0	7	2	0	0	9	2,415.39 lbs	\$1,209,091.50
Marijuana Plants	0	4	0	0	0	0	0	4	505.00 ea	\$196,500.00
Medical Marijuana	0	0	0	0	0	0	0	0	0.00 oz	\$0.00
Methamphetamine/Amphetamine	0	0	6	28	0	0	0	34	931.58 g	\$71,106.84
Other Drug	0	0	2	0	0	0	0	2	N/A	\$6,322.50
Paraphernalia	0	0	0	1	0	0	0	1	0.00 ea	\$0.00
PCP	0	0	0	0	0	0	0	0	0.00 units	\$0.00
Prescription Pain Reliever	0	0	0	0	0	0	0	0	0.00 ea	\$0.00
Prescription Sedative	0	0	0	0	0	0	0	0	15.00 ea	\$120.00
Prescription Stimulant	0	0	1	0	0	0	0	1	0.00 ea	\$0.00
Psilocybin (Mushrooms)	0	0	3	0	0	0	0	3	120.49 g	\$1,799.10
Salvia	0	0	0	0	0	0	0	0	0.00 g	\$0.00
Steroids	0	0	0	0	0	0	0	0	0.00 mL	\$0.00
Synthetic Cannabinoids	0	0	0	0	0	0	0	0	0.00 g	\$0.00
Unknown Drug	0	0	0	0	0	0	0	0	0.00 units	\$0.00
Total	0	5	14	44	2	0	0	65		\$2,797,031

Prescription Drug Arrests	
Number of drug related arrests from table above that also included prescription drugs	1

Arrest Demographics					
	Male - Under 18	Female - Under 18	Male - 18 & Over	Female - 18 & Over	Total
American Indian / Native Alaskan	0	0	1	0	1
Asian	0	0	1	0	1
Black	0	0	4	0	4
Caucasian	0	0	32	12	44
Hispanic	0	0	29	7	36
Native Hawaiian / Pacific Islander	0	0	0	0	0
Other	0	0	0	0	0
Unknown	0	0	0	0	0
Total	0	0	67	19	86

Drug & Non-Drug Arrests			
	Drug	Non-Drug	Total
Violent Crime (excludes Gang-Involved)	0	0	0
Gang-Involved (excludes Violent)	0	0	0
Violent & Gang-Involved	0	0	0
Neither or Not Known	65	21	86
Total	65	21	86
Felony	65	10	75
Misdemeanor-Only	0	11	11
Total	65	21	86

Total Seizure Cases	
Federal	0
State	10
Total	10

Marijuana Grows Seized	
Indoor	3
Outdoor	1

Total Weapons Seized by Type	
Automatic Weapons / Machine Guns	0
Explosive Devices	0
Handguns (except semi-automatic)	24
Knives / Cutting Instruments	0
Other	0
Rifles (except semi-automatic)	4
Semi-Automatic Handguns	0
Semi-Automatic Rifles	0
Semi-Automatic Shotguns	2
Shotguns (except semi-automatic)	0
Total	30

Asset Seizures		
	Number	Value
Aircraft	0	\$0.00
Currency	9	\$28,503.26
Other	0	\$0.00
Other Financial Instrument	0	\$0.00
Real Property (Real Estate)	0	\$0.00
Vehicles	0	\$0.00
Vessels	0	\$0.00
Weapons	30	\$9,600.00
Total	39	\$38,103.26

Methamphetamine-Related Statistics	
Methamphetamine-Related Investigations	7
Clandestine Labs Seized	0
<i>Labs Seized with Minor(s) Involved</i>	0
Methamphetamine Dump Sites Discovered	0
<i>Dump Sites Referred for Mitigation/Cleanup</i>	0

Drug Trafficking Organizations			
	Disrupted	Dismantled	Total
Low Level (Street Dealer)	0	0	0
Mid Level (Distributor/Retailer)	0	1	1
High Level (Manufacture/Supplier)	0	1	1
Total	0	2	2

Investigation Data	
New Investigations Opened	186
Pending Investigations	32
Dropped Investigations	33
Closed Investigations	114

Search Warrants Served	
Federal	0
State	18
Other	26
Total	44

Firearms & NIBIN	
Firearms Reported to NIBIN	0
Firearms Traced through ATF	0
Number Charged with Firearm Crimes	0

Training/Community Involvement	
Number of Trainings Attended	0
Number of Trainings Provided	0
Community Meetings Held	0
School Presentations Offered	0



Santa Cruz County – Santa Cruz County HIDTA Investigative Task Force (SCCHITF) TF

Approved Budget FY 2018	
Personnel	\$ -
Overtime	\$ 158,098
Employee Related Expenditures	\$ -
Total	\$ 158,098
Fund Source:	
Federal - Byrne/JAG	\$ 63,239
State	\$ 55,334
Match	\$ 39,525

Project Description

This program is administered by the Santa Cruz County Sheriff's Office (SCCSO). The Santa Cruz County HIDTA Investigative Task Force (SCCHITF) is organized to work closely with federal agencies, particularly the United States Drug Enforcement Administration, to address drug trafficking problems in the City of Nogales and Santa Cruz County, which has been designated a Southwest Border High-Intensity Drug Trafficking Area (HIDTA).

Task Force Participants

Homeland Security Investigation- Immigration and Customs Enforcement, Nogales Police Department, Santa Cruz County Attorney's Office, Santa Cruz County Sheriff's Office, United States Customs and Border Protection- Border Patrol.

Objective

To work collaboratively as a local, county, state and federally represented task force by sharing resources to target, interdict and prosecute mid-level narcotic trafficking and money laundering organizations, thus increasing citizen safety.

Activity Summary

During FY 2018, SCCHITF officers made 277 drug-related arrests. A total of 181 (65-percent) drug-related arrests were for the offense of possessing/concealing drugs and 91 (33-percent) drug-related arrests were for transporting/importing drugs. There were 151 (55-percent) arrests for marijuana, 51 (18-percent) arrests for methamphetamine/amphetamine, and 40 (14-percent) arrests for heroin. The task force removed \$53,184,872 in drugs from the community including 19,873 pounds of marijuana with a value of \$9.9 million, 302,339 grams of methamphetamine/amphetamine with a value of \$30.2 million, 92,768 grams of heroin with a value of \$9 million, and 145 kilograms of cocaine with a value of \$3.8 million.

The task force had asset seizures of \$799,719 which consisted of 62 vehicles, 15 weapons and \$429,253 in currency and other assets. The task force served eight search warrants, disrupted three Drug Trafficking Organizations (DTOs). The task force participated in 9 community meetings and ten school presentations.

Selected Quarterly Highlights

- Santa Cruz County HIDTA Investigative Task Force executed a search warrant at a residence located in Rio Rico, Arizona, where Detectives located narcotics inside the residence. No arrests were made due to the subject being treated in a local hospital for an overdose. Detectives seized 28 pounds of marijuana, valued at \$166,320, 1.9 pounds of methamphetamine valued at \$6,080, 0.20 pounds of heroin valued at \$2,880 and 1- 45 Caliber American Tactical gun.

- Santa Cruz County HIDTA Investigative Task Force, along with Federal, State, and Local Law Enforcement, and Community members continue to participate and support drug prevention education. Santa Cruz County HIDTA Investigative Task Force participated and supported drug prevention education in the 2017 Red Ribbon Week, Night-Out Crime Prevention events, the National Take Back Medication Day. Halloween Candy Donations were made supporting the Santa Cruz County Sheriff's Office Halloween. This initiative included giving out candy bags to children in the City of Nogales and around Santa Cruz County, promoting and helping to make Halloween safer for the community. Santa Cruz County HIDTA Task Force assigned a Nogales Police Department K-9 Officer to assist in conducting K-9 searches at a local Middle School. Searches are periodically conducted on backpacks and lockers to prevent students from bringing drugs, knives or weapons.
- November 2017, SCCHITF detectives, along with U.S. Department of Homeland Security Agents and U.S. Drug Enforcement Agency Agents, conducted surveillance on a 2007 Toyota 4Runner which would possibly be transporting and attempting to smuggle bulk cash into Mexico via the Nogales Port of Entry. Detectives were able to locate the vehicle and conducted an inspection that revealed anomalies in a spare tire. The tire was opened, and eight foil-wrapped packages were found to be concealed inside. The packages contained a total of \$176,000 in U.S. Currency and were seized, and the subjects involved were arrested.
- In May of 2018, HSI Nogales/HIDTA Detectives along with Santa Cruz County Sheriff's Office Deputies responded to a Produce warehouse located in Rio Rico, Arizona, about a tractor/trailer possibly containing narcotics. HIDTA Detectives met with the driver of the tractor/trailer and received permission to inspect the trailer. Further inspection of the trailer revealed 12 pallets carrying cardboard boxes wrapped in cellophane. Inside the cardboard boxes, HSI/HIDTA Detectives located bundles which later tested positive for the presence of marijuana. A total of 10,213.75 pounds (4632.88kgs) of marijuana, with a value of \$5,106,875 were seized.

Performance Benchmarks

All agencies are required to estimate performance benchmarks according to their program area. While these benchmark measures are not all-inclusive of program performance, they provide a method of determining program success and efficacy and support evidence-based programming.

Performance Measure	FY 2018 Estimated	FY 2018 Actual
Drug Value Removed per Grant Dollar Expended	\$61.39	\$336.40
Arrests per Investigation	1.00	0.83
Percent of Investigations closed	100.00%	100.00%

Drug Arrest Activity									Drug Removal & Value	
	Buy / Receive	Cultivate / Manufacture	Distribute / Sell	Possess / Conceal	Transport / Import	Consume / Use	Other	Total	Quantity Removed	Value
Cocaine (powder)	0	0	0	10	12	0	0	22	145.45 Kg	\$3,891,470.00
Crack (cocaine)	0	0	0	0	0	0	0	0	0.00 g	\$0.00
Ecstasy (MDMA)	0	0	0	0	0	0	0	0	0.00 ea	\$0.00
Fentanyl	0	0	0	0	3	0	0	3	260,661,391.45 mcg	\$113,200.00
Hashish	0	0	0	0	0	0	0	0	0.00 g	\$0.00
Heroin	0	0	4	16	20	0	0	40	92,768.94 g	\$9,003,161.00
High Grade Marijuana	0	0	0	0	0	0	0	0	0.00 lbs	\$0.00
Ketamine	0	0	0	0	0	0	0	0	0.00 mg	\$0.00
LSD	0	0	0	0	0	0	0	0	0.00 units	\$0.00
Marijuana	0	0	1	120	30	0	0	151	19,873.19 lbs	\$9,936,310.00
Marijuana Plants	0	0	0	0	0	0	0	0	0.00 ea	\$0.00
Medical Marijuana	0	0	0	0	0	0	0	0	0.00 oz	\$0.00
Methamphetamine/Amphetamine	0	0	0	25	26	0	0	51	302,339.11 g	\$30,233,911.00
Paraphernalia	0	0	0	0	0	0	0	0	0.00 ea	\$0.00
PCP	0	0	0	0	0	0	0	0	0.00 units	\$0.00
Prescription Pain Reliever	0	0	0	0	0	0	0	0	0.00 ea	\$0.00
Prescription Sedative	0	0	0	0	0	0	0	0	2.00 ea	\$20.00
Prescription Stimulant	0	0	0	10	0	0	0	10	380.00 ea	\$6,800.00
Psilocybin (Mushrooms)	0	0	0	0	0	0	0	0	0.00 g	\$0.00
Salvia	0	0	0	0	0	0	0	0	0.00 g	\$0.00
Steroids	0	0	0	0	0	0	0	0	0.00 mL	\$0.00
Synthetic Cannabinoids	0	0	0	0	0	0	0	0	0.00 g	\$0.00
Unknown Drug	0	0	0	0	0	0	0	0	0.00 units	\$0.00
Total	0	0	5	181	91	0	0	277		\$53,184,872

Prescription Drug Arrests	
Number of drug related arrests from table above that also included prescription drugs	10

Arrest Demographics					
	Male - Under 18	Female - Under 18	Male - 18 & Over	Female - 18 & Over	Total
American Indian / Native Alaskan	0	0	0	0	0
Asian	0	0	0	0	0
Black	0	0	1	0	1
Caucasian	0	0	2	1	3
Hispanic	46	0	200	45	291
Native Hawaiian / Pacific Islander	0	0	0	0	0
Other	0	0	0	0	0
Unknown	0	0	0	0	0
Total	46	0	203	46	295

Drug & Non-Drug Arrests			
	Drug	Non-Drug	Total
Violent Crime (excludes Gang-Involved)	0	0	0
Gang-Involved (excludes Violent)	0	0	0
Violent & Gang-Involved	0	0	0
Neither or Not Known	277	18	295
Total	277	18	295
Felony	277	18	295
Misdemeanor-Only	0	0	0
Total	277	18	295

Total Seizure Cases	
Federal	10
State	40
Total	50

Marijuana Grows Seized	
Indoor	0
Outdoor	0

Total Weapons Seized by Type	
Automatic Weapons / Machine Guns	0
Explosive Devices	0
Handguns (except semi-automatic)	5
Knives / Cutting Instruments	0
Other	4
Rifles (except semi-automatic)	6
Semi-Automatic Handguns	0
Semi-Automatic Rifles	0
Semi-Automatic Shotguns	0
Shotguns (except semi-automatic)	0
Total	15

Asset Seizures		
	Number	Value
Aircraft	0	\$0.00
Currency	10	\$472,053.00
Other	1	\$2,200.00
Other Financial Instrument	0	\$0.00
Real Property (Real Estate)	0	\$0.00
Vehicles	62	\$311,086.00
Vessels	0	\$0.00
Weapons	15	\$14,380.00
Total	88	\$799,719.00

Methamphetamine-Related Statistics	
Methamphetamine-Related Investigations	41
Clandestine Labs Seized	0
<i>Labs Seized with Minor(s) Involved</i>	0
Methamphetamine Dump Sites Discovered	0
<i>Dump Sites Referred for Mitigation/Cleanup</i>	0

Drug Trafficking Organizations			
	Disrupted	Dismantled	Total
Low Level (Street Dealer)	3	0	3
Mid Level (Distributor/Retailer)	0	0	0
High Level (Manufacture/Supplier)	0	0	0
Total	3	0	3

Investigation Data	
New Investigations Opened	356
Pending Investigations	0
Dropped Investigations	50
Closed Investigations	356

Search Warrants Served	
Federal	0
State	8
Other	0
Total	8

Firearms & NIBIN	
Firearms Reported to NIBIN	0
Firearms Traced through ATF	8
Number Charged with Firearm Crimes	11

Training/Community Involvement	
Number of Trainings Attended	10
Number of Trainings Provided	1
Community Meetings Held	9
School Presentations Offered	10



Yavapai County - Partners Against Narcotics Trafficking (PANT)

Approved Budget FY 2018	
Personnel	\$ 237,994
Employee Related Expenditures	\$ 152,994
Total	\$ 390,988
Fund Source:	
Federal - Byrne/JAG	\$ 156,395
State	\$ 136,846
Match	\$ 97,747

Project Description

This program is administered by the Prescott Valley Police Department. Partners Against Narcotics Trafficking (PANT) is a formally organized, multi-jurisdictional, multi-agency task force operating in Yavapai County to identify, arrest and prosecute drug traffickers, seize drugs and cash assets, and conduct multi-level narcotics enforcement and investigative activities.

Task Force Participants

Yavapai County Sheriff's Office, Prescott Valley Police Department, Prescott Police Department, Yavapai County Attorney's Office, Chino Valley Police Department, Cottonwood Police Department, Camp Verde Marshall's Office, Sedona Police Department, Yavapai Prescott Tribal Police, Yavapai-Apache Tribal Police, Clarkdale Police Department, Jerome Police Department, and the Arizona Department of Public Safety.

Objective

To enforce the narcotics laws of the State of Arizona and suppress criminal gang activities. Through interagency cooperation, the PANT Task Force focuses on identifying targets and initiating investigations on individuals, professionals, and gangs involved in the illegal cultivation, manufacturing, sale or distribution of narcotics, prescription or dangerous drugs in Yavapai County.

Activity Summary

During FY 2018, PANT officers made 196 drug-related arrests. A total of 89 (45-percent) drug-related arrests were for the offense of possessing/concealing drugs, 36 (18-percent) were for transporting/importing drugs, and 65 (33-percent) were for the distribution/selling of drugs. There were 56 (29-percent) arrests for methamphetamine/amphetamine, 53 (27-percent) for marijuana, and 54 (28-percent) for heroin. The task force removed \$3,488,171 in drugs from the community, including 573 pounds of marijuana and 109 marijuana plants with a combined total value of \$2.3 million, 2,986 grams of methamphetamine/amphetamine with a value of \$298,631, 253 grams of synthetic cannabinoids with a value of \$17,337, and 349 grams of heroin valued at \$34,972, and

The task force had asset seizures of \$463,507 which consisted of 5 weapons, 15 vehicles, and \$337,859 in currency and other assets. Task force officers conducted 77 methamphetamine/amphetamine-related investigations, seized four marijuana grows, served 121 search warrants, disrupted and dismantled 66 Drug Trafficking Organizations (DTOs).

Selected Quarterly Highlights

- In June, P.A.N.T. Detectives assisted the Prescott Valley Police Department with investigating a fatal overdose of an 18-year-old male who had recently graduated High school. During interviews, Detectives determined that two male subjects, both 18 years of age, were responsible for obtaining and selling the pills used in the overdose. Detectives used TruNarc to identify the pills as counterfeit Oxycodone, with a presence of U 47700 (fentanyl). A search warrant was obtained for one of the

subject's residence, in which the same types of pills were recovered. Both subjects were arrested for Possession and Sales of Narcotic Drugs and Possession of Drug Paraphernalia.

- In November of 2017, P.A.N.T. Detectives began investigating a subject believed to be selling large quantities of methamphetamine in and around the Prescott and Prescott Valley areas. The Detectives were able to develop information and evidence to support obtaining a search warrant for the subject's residence, for possible possession and sale of Methamphetamine, as well as for child abuse and weapons charges. Due to the determined threat level of the suspect, a local SWAT team was called to assist in the execution of the search warrant. In December of 2015, the search warrant was served, and the subject's actions led SWAT team members to fire on the armed suspect upon entry of the residence. The subject into custody, while approximately 3 pounds of methamphetamine, drug paraphernalia, approximately \$1,400 in U.S. Currency, body armor, and multiple weapons were recovered at the scene. This search warrant also led to valuable intelligence on others involved in the sale of illegal drugs in the area. Detectives are in the process of following up on this intel, as well as other leads gleaned from this warrant. This was a successful cooperative effort between the Task Force detectives and our local police agencies. Thankfully, no lives were lost in this incident, and no innocent civilians or officers were injured.
- At the request of the Yavapai County Sheriff's Office (YCSO), P.A.N.T. Detectives responded to a possible drug lab in an unincorporated area outside of Prescott. YCSO reported that they were called to assist the Fire Department with a report of a male subject with chemical burns. Upon arrival, Deputies identified what they believed to be a drug lab. Detectives found the male subject to be uncooperative. A search warrant was drafted for the subject's residence, and upon the initial stages of the search, numerous chemicals were located throughout the home. Once these items had been discovered, P.A.N.T. Detectives suspended the search, exited the residence, and contacted the AZDPS HAZMAT and EOD teams who responded to assist. The subsequent search of the residence yielded evidence of the BHO lab, as well as LSD, and synthetic drug lab chemicals and formulas. Also located in residence were usable quantities of Marijuana, BHO oil, approximately 100 LSD tabs, powdered MDMA, and numerous pre-cursor chemicals and unknown liquids. Further investigation determined the male suspect was a highly gifted chemist, but was also, possibly suffering from some psychological issues.
- Our K-9's have been hard at work on drug interdiction on both Interstate 40 and Interstate 17. In March, a P.A.N.T. K-9 unit stopped a vehicle heading EB on I-40. A K-9 was run and alerted on the vehicle. The search of the vehicle leads to 20kgs of cocaine and 27.5lbs of high-grade Marijuana found. Information gleaned in the investigation was forwarded to our Federal partners at the DEA.

Performance Benchmarks

All agencies are required to estimate performance benchmarks according to their program area. While these benchmark measures are not all-inclusive of program performance, they provide a method of determining program success and efficacy and support evidence-based programming.

Performance Measure	FY 2018 Estimated	FY 2018 Actual
Drug Value Removed per Grant Dollar Expended	\$13.09	\$8.92
Arrests per Investigation	0.56	0.70
Percent of Investigations closed	88.00%	66.08%

Drug Arrest Activity									Drug Removal & Value	
	Buy / Receive	Cultivate / Manufacture	Distribute / Sell	Possess / Conceal	Transport / Import	Consume / Use	Other	Total	Quantity Removed	Value
Cocaine (powder)	0	0	3	0	5	0	0	8	23.23 Kg	\$709,642.00
Crack (cocaine)	0	0	1	0	0	0	0	1	0.00 g	\$0.00
Ecstasy (MDMA)	0	0	2	0	0	0	0	2	20.00 ea	\$480.00
Fentanyl	0	0	0	0	1	0	0	1	208,000.00 mcg	\$5,490.00
Hashish	0	0	0	0	0	0	0	0	6.00 g	\$600.00
Heroin	0	0	25	25	4	0	0	54	349.72 g	\$34,972.00
High Grade Marijuana	0	0	1	0	16	0	0	17	301.29 lbs	\$1,205,160.00
Ketamine	0	0	0	0	0	0	0	0	0.00 mg	\$0.00
LSD	0	1	0	0	0	0	0	1	121.00 units	\$3,150.00
Marijuana	0	0	2	24	2	0	0	28	271.75 lbs	\$1,086,984.00
Marijuana Plants	0	5	0	0	0	0	0	5	109.00 ea	\$54,500.00
Medical Marijuana	0	0	1	2	0	0	0	3	9.56 oz	\$38,240.00
Methamphetamine/Amphetamine	0	0	26	22	8	0	0	56	2,986.31 g	\$298,631.00
Paraphernalia	0	0	0	15	0	0	0	15	1,116.00 ea	\$11,160.00
PCP	0	0	0	0	0	0	0	0	0.00 units	\$0.00
Prescription Pain Reliever	0	0	3	0	0	0	0	3	92.00 ea	\$920.00
Prescription Sedative	0	0	0	0	0	0	0	0	134.50 ea	\$1,345.00
Prescription Stimulant	0	0	0	0	0	0	0	0	146.00 ea	\$1,460.00
Psilocybin (Mushrooms)	0	0	0	0	0	0	0	0	670.00 g	\$12,380.00
Salvia	0	0	0	0	0	0	0	0	0.00 g	\$0.00
Steroids	0	0	0	0	0	0	0	0	0.00 mL	\$0.00
Synthetic Cannabinoids	0	0	1	1	0	0	0	2	253.75 g	\$17,337.00
Unknown Drug	0	0	0	0	0	0	0	0	570.00 units	\$5,720.00
Total	0	6	65	89	36	0	0	196		\$3,488,171

Prescription Drug Arrests	
Number of drug related arrests from table above that also included prescription drugs	14

Arrest Demographics					
	Male - Under 18	Female - Under 18	Male - 18 & Over	Female - 18 & Over	Total
American Indian / Native Alaskan	0	0	0	1	1
Asian	0	0	2	2	4
Black	1	0	17	3	21
Caucasian	0	1	101	49	151
Hispanic	0	0	27	4	31
Native Hawaiian / Pacific Islander	0	0	0	0	0
Other	0	0	1	0	1
Unknown	0	0	0	0	0
Total	1	1	148	59	209

Drug & Non-Drug Arrests			
	Drug	Non-Drug	Total
Violent Crime (excludes Gang-Involved)	0	0	0
Gang-Involved (excludes Violent)	3	0	3
Violent & Gang-Involved	0	0	0
Neither or Not Known	193	13	206
Total	196	13	209
Felony	191	12	203
Misdemeanor-Only	5	1	6
Total	196	13	209

Total Seizure Cases	
Federal	0
State	57
Total	57

Marijuana Grows Seized	
Indoor	2
Outdoor	2

Total Weapons Seized by Type	
Automatic Weapons / Machine Guns	0
Explosive Devices	0
Handguns (except semi-automatic)	1
Knives / Cutting Instruments	0
Other	0
Rifles (except semi-automatic)	0
Semi-Automatic Handguns	3
Semi-Automatic Rifles	0
Semi-Automatic Shotguns	0
Shotguns (except semi-automatic)	1
Total	5

Asset Seizures		
	Number	Value
Aircraft	0	\$0.00
Currency	50	\$332,987.00
Other	5	\$4,872.00
Other Financial Instrument	0	\$0.00
Real Property (Real Estate)	0	\$0.00
Vehicles	15	\$124,248.00
Vessels	0	\$0.00
Weapons	5	\$1,400.00
Total	75	\$463,507.00

Methamphetamine-Related Statistics	
Methamphetamine-Related Investigations	77
Clandestine Labs Seized	1
<i>Labs Seized with Minor(s) Involved</i>	0
Methamphetamine Dump Sites Discovered	0
<i>Dump Sites Referred for Mitigation/Cleanup</i>	0

Drug Trafficking Organizations			
	Disrupted	Dismantled	Total
Low Level (Street Dealer)	32	17	49
Mid Level (Distributor/Retailer)	4	12	16
High Level (Manufacture/Supplier)	0	1	1
Total	36	30	66

Investigation Data	
New Investigations Opened	454
Pending Investigations	37
Dropped Investigations	17
Closed Investigations	300

Search Warrants Served	
Federal	3
State	118
Other	0
Total	121

Firearms & NIBIN	
Firearms Reported to NIBIN	0
Firearms Traced through ATF	0
Number Charged with Firearm Crimes	7

Training/Community Involvement	
Number of Trainings Attended	44
Number of Trainings Provided	18
Community Meetings Held	1
School Presentations Offered	4



[Return to Table of Contents](#)

Yuma County – Yuma County Narcotics Task Force (YCNTF)

Approved Budget FY 2018	
Personnel	\$ 85,484
Employee Related Expenditures	\$ 151,642
Total	\$ 237,126
Fund Source:	
Federal - Byrne/JAG	\$ 94,850
State	\$ 82,994
Match	\$ 59,282

Project Description

This program is administered by the Yuma County Sheriff's Office. The Yuma County Narcotics Task Force (YCNTF) is a consolidated, multi-jurisdictional, multi-agency task force. It was organized to identify, arrest and prosecute drug traffickers, seize drugs and cash assets, and follow investigative leads on drug smuggling activity.

Task Force Participants

Yuma County Sheriff's Office, United States Border Patrol, City of Somerton Police Department, Homeland Security Investigations, City of San Luis Police Department, United States Drug Enforcement Administration.

Objective

To reduce and disrupt trafficking, sales, and distribution of illegal narcotics within Yuma County by investigating, targeting and arresting individuals engaged in drug trafficking and sales, including gang members and violent criminals.

Activity Summary

During FY 2018, YCNTF made 239 drug-related arrests. A total of 165 (69-percent) drug-related arrests were for the offense of possessing/concealing drugs, and 20 (8-percent) were for transporting/importing drugs. There were 146 arrests (61-percent) for marijuana and 56 (23-percent) for methamphetamine/amphetamine. Task force officers removed \$4,534,414 in drugs from the community, including 108,824 grams of methamphetamine/amphetamine with a value of \$3.9 million, 97 pounds of marijuana and 1 marijuana plant with a value of \$494,345, and 223 grams of heroin with a value of \$11,431, and 4,905 prescription pills valued at \$49,050.

The task force had asset seizures of \$370,176 which consisted of 13 vehicles, 42 weapons and \$211,122 in currency and other assets, and \$100,931 in real estate property. The task force pursued 51 methamphetamine/amphetamine-related investigations, served 29 search warrants, and disrupted and dismantled a total of 46 Drug Trafficking Organization (DTO).

Selected Quarterly Highlights

- The Yuma County Narcotics Task Force (YCNTF) and Yuma County Sheriff's Office Deputies were contacted by Homeland Security Investigations (HSI) Agents to assist with a possible vehicle stop as a vehicle entered Arizona. A K-9 alerted to the vehicle during the stop, and a search was conducted. Unknown packages were discovered in a hidden compartment. The vehicle was taken to the San Luis POE, and a search warrant was drafted and served. Four packages were retrieved

from the hidden compartment containing \$75,000.00 in US currency. The driver and sole occupant were arrested and booked into the Yuma County Detention Center.

- FedEx employees contacted Yuma County Narcotics Task Force Agents about a suspicious package they believed contained narcotics due to an odor they believed to be marijuana coming from the package. A search of the package yielded approximately 2.36lbs of marijuana and 23 grams of THC wax. Additional investigation led to the identification and residence of a suspect. A search of the suspect's residence uncovered approximately 12.32 pounds of marijuana, 3.55 pounds of THC edibles, 28.8 grams of THC wax, and 46 grams of THC oil concentrate. Also, \$19,770.00 in bulk U.S. currency, two working digital scales, packaging, a vacuum sealer, USPS and UPS unused shipping boxes, multiple receipts of wire money transfers, receipts for cash only purchases and items of paraphernalia consistent with street sales was also located. Two vehicles were seized due to being purchased with illicit funds. Three suspects were taken into custody, processed, and booked into the Yuma County Detention Center. Information regarding the investigation was provided to DEA Agents assigned to the intended destination of the marijuana and additional investigation is ongoing.
- YCSO Deputies and the YCNTF conducted a knock and talk at a residence after receiving information about a threat of a possible drive-by shooting posted on social media. Evidence of a drug offense was observed and a narcotics search warrant was drafted and served at the residence. The search led to the discovery of approximately 12.53 pounds of marijuana with an estimated street value of \$103,600.00 dollars, 124 containers of concentrated marijuana wax with an estimated street value of \$6,200.00 dollars, 74 vials containing honey butane oil (THC) with an estimated street value of \$3,700.00 dollars, 13 firearms, multiple items of body armor, \$82,983.00 in U.S. currency, and additional drug paraphernalia items consistent with narcotic sales. Two suspects were arrested and booked.
- During June, Task Force Agents and San Luis Police Department Officers contacted two female juveniles believed to be in possession of narcotics. The females were found to be 16 and 17 years of age. The juveniles consented to a search of their belongings, and a total of approximately 4.2 pounds of methamphetamine contained in vacuum sealed packages was discovered. Both females stated they resided in Mexico and no longer had contact with their parents. They had been living together and imported narcotics as a source of income. Both females were arrested and booked into the Yuma County Juvenile Justice Center.

Performance Benchmarks

All agencies are required to estimate performance benchmarks according to their program area. While these benchmark measures are not all-inclusive of program performance, they provide a method of determining program success and efficacy and support evidence-based programming.

Performance Measure	FY 2018 Estimated	FY 2018 Actual
Drug Value Removed per Grant Dollar Expended	\$12.65	\$19.12
Arrests per Investigation	1.07	1.00
Percent of Investigations closed	100.00%	100.00%

Drug Arrest Activity									Drug Removal & Value	
	Buy / Receive	Cultivate / Manufacture	Distribute / Sell	Possess / Conceal	Transport / Import	Consume / Use	Other	Total	Quantity Removed	Value
Cocaine (powder)	0	0	1	1	0	0	0	2	0.07 Kg	\$2,343.00
Crack (cocaine)	0	0	0	0	0	0	0	0	0.00 g	\$0.00
Ecstasy (MDMA)	0	0	1	0	0	0	0	1	17.00 ea	\$340.00
Fentanyl	0	0	0	0	0	0	0	0	0.00 mcg	\$0.00
Hashish	0	0	0	0	0	0	0	0	0.00 g	\$0.00
Heroin	0	0	3	7	1	0	0	11	223.33 g	\$11,431.00
High Grade Marijuana	0	0	3	90	3	0	0	96	53.98 lbs	\$479,051.81
Ketamine	0	0	0	0	0	0	0	0	0.00 mg	\$0.00
LSD	0	0	0	1	0	0	0	1	9.00 units	\$160.00
Marijuana	0	0	8	40	1	0	0	49	43.44 lbs	\$15,204.00
Marijuana Plants	0	0	0	1	0	0	0	1	2.00 ea	\$90.00
Medical Marijuana	0	0	0	0	0	0	0	0	0.00 oz	\$0.00
Methamphetamine/Amphetamine	0	0	28	9	14	0	5	56	108,824.97 g	\$3,908,003.00
Other Drug	0	0	0	2	0	0	0	2	N/A	\$61,950.60
Paraphernalia	0	0	0	10	0	0	0	10	658.00 ea	\$6,580.00
PCP	0	0	0	0	0	0	0	0	0.00 units	\$0.00
Prescription Pain Reliever	0	0	5	3	1	0	0	9	1,252.00 ea	\$12,520.00
Prescription Sedative	0	0	0	0	0	0	0	0	3,524.00 ea	\$35,240.00
Prescription Stimulant	0	0	0	0	0	0	0	0	129.00 ea	\$1,290.00
Psilocybin (Mushrooms)	0	0	0	1	0	0	0	1	18.26 g	\$211.00
Salvia	0	0	0	0	0	0	0	0	0.00 g	\$0.00
Steroids	0	0	0	0	0	0	0	0	0.00 mL	\$0.00
Synthetic Cannabinoids	0	0	0	0	0	0	0	0	0.00 g	\$0.00
Unknown Drug	0	0	0	0	0	0	0	0	0.00 units	\$0.00
Total	0	0	49	165	20	0	5	239		\$4,534,414

Prescription Drug Arrests	
Number of drug related arrests from table above that also included prescription drugs	14

Arrest Demographics					
	Male - Under 18	Female - Under 18	Male - 18 & Over	Female - 18 & Over	Total
American Indian / Native Alaskan	0	0	2	2	4
Asian	0	0	4	1	5
Black	0	0	18	4	22
Caucasian	0	0	89	49	138
Hispanic	2	4	54	11	71
Native Hawaiian / Pacific Islander	0	0	0	0	0
Other	0	0	0	0	0
Unknown	0	0	4	3	7
Total	2	4	171	70	247

Drug & Non-Drug Arrests			
	Drug	Non-Drug	Total
Violent Crime (excludes Gang-Involved)	60	2	62
Gang-Involved (excludes Violent)	0	0	0
Violent & Gang-Involved	0	0	0
Neither or Not Known	179	6	185
Total	239	8	247
Felony	132	6	138
Misdemeanor-Only	107	2	109
Total	239	8	247

Total Seizure Cases	
Federal	0
State	30
Total	30

Marijuana Grows Seized	
Indoor	0
Outdoor	0

Total Weapons Seized by Type	
Automatic Weapons / Machine Guns	0
Explosive Devices	0
Handguns (except semi-automatic)	22
Knives / Cutting Instruments	0
Other	0
Rifles (except semi-automatic)	9
Semi-Automatic Handguns	0
Semi-Automatic Rifles	0
Semi-Automatic Shotguns	0
Shotguns (except semi-automatic)	11
Total	42

Asset Seizures		
	Number	Value
Aircraft	0	\$0.00
Currency	24	\$190,309.54
Other	3	\$20,813.12
Other Financial Instrument	0	\$0.00
Real Property (Real Estate)	1	\$100,931.00
Vehicles	13	\$42,010.00
Vessels	0	\$0.00
Weapons	42	\$16,112.57
Total	83	\$370,176.23

Methamphetamine-Related Statistics	
Methamphetamine-Related Investigations	51
Clandestine Labs Seized	0
<i>Labs Seized with Minor(s) Involved</i>	<i>0</i>
Methamphetamine Dump Sites Discovered	0
<i>Dump Sites Referred for Mitigation/Cleanup</i>	<i>0</i>

Drug Trafficking Organizations			
	Disrupted	Dismantled	Total
Low Level (Street Dealer)	18	21	39
Mid Level (Distributor/Retailer)	7	0	7
High Level (Manufacture/Supplier)	0	0	0
Total	25	21	46

Investigation Data	
New Investigations Opened	246
Pending Investigations	0
Dropped Investigations	0
Closed Investigations	246

Search Warrants Served	
Federal	0
State	29
Other	0
Total	29

Firearms & NIBIN	
Firearms Reported to NIBIN	0
Firearms Traced through ATF	42
Number Charged with Firearm Crimes	16

Training/Community Involvement	
Number of Trainings Attended	42
Number of Trainings Provided	9
Community Meetings Held	1
School Presentations Offered	0

Prosecution Task Force Activities

	<u>FY 2018 Awards</u>
Apache County Attorney's Office	\$ 83,064
Cochise County Attorney's Office	\$ 151,772
Coconino County Attorney's Office	\$ 130,625
Gila County Attorney's Office	\$ 59,495
Graham County Attorney's Office	\$ 50,000
Greenlee County Attorney's Office	\$ 34,125
La Paz County Attorney's Office	\$ 66,480
Maricopa County Attorney's Office	\$1,097,617
Mohave County Attorney's Office	\$ 149,925
Navajo County Attorney's Office	\$ 110,661
Pima County Attorney's Office	\$ 421,915
Pinal County Attorney's Office	\$ 176,676
Santa Cruz County Attorney's Office	\$ 46,633
Tucson City Attorney's Office	\$ 269,092
Yavapai County Attorney's Office	\$ 123,011
Yuma County Attorney's Office	<u>\$ 258,915</u>
TOTAL	\$ 3,230,006

Summary of Activity – Prosecution

Approved Budget FY 2018	
Personnel	\$ 2,411,748
Overtime	
Employee Related Expenditures	\$ 818,258
Total	\$ 3,230,006
Fund Source:	
Federal - Byrne/JAG	\$ 1,292,002
State	\$ 1,130,503
Match	\$ 807,501

In FY 2018, Prosecution program activities resulted in 57,994 referrals, of which 44,791 (77-percent) were drug-related. Of the drug related referrals, 30,750 were prosecuted this grant year. Out of those prosecuted, 7,877 (26-percent) involved marijuana, 9,477 (31-percent) involved methamphetamine/amphetamine and 4,782 (16-percent) involved paraphernalia. Of these prosecutions, 24,873 (81-percent) were for possession/concealing and 1,744 (6-percent) were for distribution/selling.

During the fiscal year, 20,316 obtained convictions with 15,544 (77-percent) classified as felonies and 4,772 (23-percent) as misdemeanors. A total of 17,131 (84-percent) were for charges of possession/concealing, 1,401 (7-percent) were for distribution/selling and 591 (3-percent) were for transportation/importation. Statewide, the most prevalent offenses among drug-related convictions involved paraphernalia at 6,585 (32-percent), methamphetamine/amphetamine at 5,491 (27-percent), and marijuana at 3,959 (20-percent).

A total of 12,747 individuals received sentences for drug offenses. The most common sentence type was probation with 6,948 (55-percent), followed by prison at 2,498 (20-percent) and a total of 2,155 (17-percent) received a split sentence. The remaining eight-percent received sentences for jail, fines, suspended sentence, community service, and other or unknown sentences.

Prosecution efforts facilitated the forfeiture of a total value of \$16,167,848 in assets during the FY 2018 program year, including 703 vehicles, and currency totaling \$12,188,483. A total of 1,586 forfeiture cases were received through referrals, and 1,461 were concluded.

Prosecution Projects: Statewide Summary

Drug Outcome Summary										
	Drug Offenses					Non-Drug Offenses				Total
	Drug Only	Drug & Violent	Drug & Gang-Related	Drug, Viol. & Gang-Related	Drug Total	Violent Only	Gang-Related Only	Violent & Gang-Related	Non-Drug Total	
Cases referred this reporting period	42,791	604	1,307	89	44,791	11,053	1,340	810	13,203	57,994
Declined to Prosecute: Assisted in Another Prosecution	458	14	35	2	509	73	56	15	144	653
Declined to Prosecute: No Conviction Likely	1,892	65	105	9	2,071	1,346	184	92	1,622	3,693
Declined to Prosecute: Department Report Problems	1,509	99	88	19	1,715	487	91	53	631	2,346
Declined to Prosecute: No lab analysis	1,351	70	59	9	1,489	50	16	10	76	1,565
Declined to Prosecute: Other	1,810	64	55	9	1,938	2,228	195	90	2,513	4,451
Deferred to a Diversion Program	1,665	2	10	0	1,677	24	11	0	35	1,712
Prosecuted	28,671	850	1,076	153	30,750	6,458	749	643	7,850	38,600
Acquitted	16	1	0	0	17	33	1	0	34	51
Convicted	19,261	693	345	17	20,316	4,607	180	97	4,884	25,200
Dismissed With or Without Prejudice	4,371	42	17	2	4,432	862	54	32	948	5,380
Total Concluded Cases	23,648	736	362	19	24,765	5,502	235	129	5,866	30,631

Drug Prosecutions by Offense Type									
	Buy / Receive	Cultivate / Manufacture	Distribute / Sell	Possess / Conceal	Transport / Import	Consume / Use	Other	Unknown	Total
Cocaine (powder)	22	5	110	899	81	67	0	3	1,187
Crack (cocaine)	2	0	5	107	17	6	0	0	137
Ecstasy (MDMA)	1	0	1	12	1	0	0	0	15
Fentanyl	1	2	2	12	3	2	51	0	73
Hashish	5	4	2	46	1	10	0	2	70
Heroin	50	17	301	2,590	163	222	0	7	3,350
High Grade Marijuana	0	0	1	21	0	0	0	0	22
Ketamine	0	0	0	2	0	0	0	0	2
LSD	0	0	5	25	0	2	0	0	32
Marijuana	19	22	392	6,908	463	8	4	2	7,818
Marijuana Plants	0	23	0	7	2	0	0	0	32
Medical Marijuana	0	1	2	2	0	0	0	0	5
Methamphetamine/Amphetamine	47	9	747	8,030	300	330	2	12	9,477
Paraphernalia	0	8	0	4,617	0	157	0	0	4,782
PCP	0	0	1	8	0	0	0	0	9
Prescription Pain Reliever	0	1	17	159	9	10	1	0	197
Prescription Sedative	2	1	1	115	5	4	0	0	128
Prescription Stimulant	1	0	2	61	0	0	0	0	64
Psilocybin (Mushrooms)	0	0	5	16	0	1	0	0	22
Salvia	0	0	0	0	0	0	0	0	0
Steroids	0	0	0	2	0	0	0	0	2
Synthetic Cannabinoids	4	4	17	59	21	0	0	0	105
Unknown Drug	0	0	25	99	6	3	333	1,513	1,979
Other Drug	16	4	108	1,076	27	5	0	6	1,242
Total	170	101	1,744	24,873	1,099	827	391	1,545	30,750

Felony & Misdemeanor Prosecution			
	Gang	Non-Gang	Total
Felony	2,982	30,240	33,222
Misdemeanor-Only	959	4,419	5,378
Total	3,941	34,659	38,600

Prescription Drug Prosecutions	
Number of drug prosecutions that involved any prescription drugs	567

Prosecution Projects: Statewide Summary

Drug Convictions by Offense Type									
	Buy / Receive	Cultivate / Manufacture	Distribute / Sell	Possess / Conceal	Transport / Import	Consume / Use	Other	Unknown	Total
Cocaine (powder)	1	0	100	437	50	4	0	5	597
Crack (cocaine)	2	0	4	51	12	0	0	0	69
Ecstasy (MDMA)	0	0	1	2	1	1	0	0	5
Fentanyl	0	0	3	1	3	0	25	0	32
Hashish	0	0	3	10	0	0	0	3	16
Heroin	3	3	241	1,445	68	26	2	0	1,788
High Grade Marijuana	0	0	2	3	0	0	0	0	5
Ketamine	0	0	0	1	1	0	0	0	2
LSD	0	0	6	5	0	0	0	0	11
Marijuana	2	15	432	3,186	279	26	1	2	3,943
Marijuana Plants	0	3	2	0	3	0	0	0	8
Medical Marijuana	0	0	2	1	0	0	0	0	3
Methamphetamine/Amphetamine	1	1	497	4,763	159	65	5	0	5,491
Paraphernalia	0	16	0	6,552	0	15	1	1	6,585
PCP	0	0	7	11	0	0	0	0	18
Prescription Pain Reliever	1	0	14	43	2	0	1	1	62
Prescription Sedative	1	0	5	43	1	4	0	0	54
Prescription Stimulant	0	0	2	12	0	0	1	0	15
Psilocybin (Mushrooms)	0	0	0	3	1	0	0	0	4
Salvia	0	0	0	0	0	0	0	0	0
Steroids	0	0	0	0	0	0	0	0	0
Synthetic Cannabinoids	0	1	3	9	1	2	0	0	16
Unknown Drug	0	0	22	84	1	1	119	826	1,053
Other Drug	2	1	55	469	9	0	1	2	539
Total	13	40	1,401	17,131	591	144	156	840	20,316

Prescription Drug Convictions	
Number of drug convictions that involved any prescription drugs	12

Drug Offense Convictions by Class			
	Misdemeanor	Felony	Total
Class 1	4,750	5	4,755
Class 2	20	1,249	1,269
Class 3	1	489	490
Class 4		7,826	7,826
Class 5		218	218
Class 6		4,258	4,258
Undesignated	1	1,422	1,423
Unknown	0	77	77
Total	4,772	15,544	20,316

Persons Convicted for All Drug Offenses	
Plea	20,048
Jury	107
Non-Jury	161
Total	20,316

Prosecution Projects: Statewide Summary

Number of Persons Sentenced for Violent Offenses										
	Prison	Jail	Probation	Split Sentence	Suspended Sentence	Community Service	Fines	Other	Unknown	Total
Violent Drug Related Offenses	203	0	105	63	0	0	0	31	0	402
Violent Non-drug Related Offenses	1,410	34	1,241	569	0	0	4	883	0	4,141
Total	1,613	34	1,346	632	0	0	4	914	0	4,543
Number of Persons Sentenced for Drug Offenses										
Cocaine (powder)	151	6	259	59	0	1	2	28	0	506
Crack (cocaine)	13	0	13	6	0	0	0	0	0	32
Ecstasy (MDMA)	1	0	5	0	0	0	0	1	0	7
Fentanyl	4	0	6	2	0	0	0	0	0	12
Hashish	4	0	19	0	0	0	0	1	0	24
Heroin	280	16	339	120	0	0	4	22	0	781
High Grade Marijuana	0	0	5	0	0	0	0	0	0	5
Ketamine	1	1	0	0	0	0	0	0	0	2
LSD	2	0	5	0	0	0	0	0	0	7
Marijuana	260	119	1,469	226	0	0	152	34	0	2,260
Marijuana Plants	1	1	14	1	0	0	0	0	0	17
Medical Marijuana	1	1	1	0	0	0	0	0	0	3
Methamphetamine/Amphetamine	1,161	48	1,055	362	0	0	13	59	0	2,698
Paraphernalia	438	172	3,452	1,231	1	4	305	85	0	5,688
PCP	1	0	4	2	0	0	0	1	0	8
Prescription Pain Reliever	15	3	33	13	0	0	0	5	0	69
Prescription Sedative	6	0	41	4	0	1	3	1	0	56
Prescription Stimulant	1	0	2	0	0	0	3	0	0	6
Psilocybin (Mushrooms)	0	0	3	0	0	0	0	0	0	3
Salvia	0	0	0	0	0	0	0	0	0	0
Steroids	0	0	0	0	0	0	0	0	0	0
Synthetic Cannabinoids	6	0	7	3	0	0	0	0	0	16
Unknown Drug	58	16	63	23	0	0	3	12	0	175
Other Drug	94	7	153	103	0	1	7	7	0	372
Total	2,498	390	6,948	2,155	1	7	492	256	0	12,747

Prescription Drug Sentenced

Number of drug offenders sentenced that involved any prescription drugs	161
---	-----

Asset Forfeitures

	Number	Value
Aircraft	0	\$0
Currency	1,715	\$12,188,483
Other	694	\$114,727
Other Financial Instrument	3	\$9,635
Real Property (Real Estate)	21	\$2,097,466
Vehicles	703	\$1,622,711
Vessels	0	\$0
Weapons	779	\$134,825
Total	3,915	\$16,167,848

Total Forefeiture Cases

Received through Referral	1,586
Concluded	1,461
Pending	3,022

Training

Number of Trainings Attended	176
Number of Trainings Provided	61
Community Meetings Held	54
School Presentations Offered	43



Apache County Attorney's Office - for ACCENT

Approved Budget FY 2018	
Personnel	64,635
Employee Related Expenditures	18,429
Total	\$83,064
Fund Source:	
Federal - Byrne/JAG	\$ 33,226
State	\$ 29,072
Match	\$ 20,766

Project Description

This project is administered by the Apache County Attorney's Office (ACAO) and provides enhanced drug and gang prosecution, asset forfeiture processing and litigation services for the Apache County Cooperative Enforcement Narcotics Team (ACCENT) and all other law enforcement agencies in Apache County.

Objective

To make Apache County a safer place by aggressively prosecuting those who use or engage in any manner, the supply and demand of illegal drugs, those who commit violent crimes, and those who participate in gang-related criminal activity. Additionally, Apache County Attorney's Office seeks to reduce recidivism through special programs for carefully chosen applicants showing the most likelihood of rehabilitation.

Activity Summary

In FY 2018, ACAO received 385 drug offense referrals resulting in 203 drug convictions, of which all were classified as felonies. Of the drug prosecutions by offense type, a total of 330 (70-percent) were for charges of possession/concealing, and 125 (27-percent) were for distribution/selling. Of the drug convictions by drug type, a total of 42 (11-percent) involved paraphernalia, 47 (23-percent) involved methamphetamine/amphetamines, and 95 (47-percent) involved marijuana.

Of the 203 individuals sentenced for drug offenses, 168 (83-percent) received probation, and 29 (14-percent) received a prison sentence. There were 42 (21-percent) people sentenced for paraphernalia, 47 (23-percent) of the cases sentenced involved methamphetamine/amphetamine, and 94 (46-percent) people sentenced for marijuana.

Selected Quarterly Highlights

- We had several cases in the past six months working with several different agencies in getting drug dealers and drug runners off the streets. Recently, we worked with a State Police Task Force in Illinois on a case involving a significant amount of meth being transported through our county. The Defendant stopped in our county had ties to criminals in Illinois, and we worked together to ensure these individuals were prosecuted for the trafficking of methamphetamine. The case is pending disposition at this time.
- Recently two individuals were picked up for the transporting a large amount of marijuana. In partnership with the DEA out of Flagstaff, we interviewed one of the defendants to find out information about criminal organizations stretching from California to Alabama, including money laundering operations and marijuana operations. With the information we received, other investigations in those states are ongoing and should hopefully lead to arrests.

- In Apache County, we have a Special Crimes Enhancement Team (SCET). SCET got a new commander in our last quarter, and our goal was for him to get up to speed on current trends in drug cases. Recently, our SCET Commander has gone through training on extracting data from cell phones and gift card transactions and drug trafficking. We have been successful in getting this information as well as cell phone data leading to the shortening of cases and greater conviction rates.
- Great strides have been made strengthening our partnerships with other law enforcement and prosecutorial agencies in capturing and retrieving additional evidence in cases, leading to higher conviction rates and more expeditious and efficient in handling cases. In evidence capturing and collection, we have been able to extract data from cell phones in many more cases than we ever have before, which led to cases being handled more expeditiously. We plan to continue using the training received by law enforcement in evidence capturing and recovery. With the extraction of cell phone data specifically, it will continue to aid in the judicious resolution of our cases. We will continue to work cases with other federal, state, and local law enforcement agencies to prosecute those individuals involved in drug trafficking and money laundering activities. We have a close working relationship with our State Troopers and other federal agencies to assist in the prosecution of cases spanning multiple jurisdictions.

Performance Benchmarks

All agencies are required to estimate performance benchmarks according to their program area. While these benchmark measures are not all-inclusive of program performance, they provide a method of determining program success and efficacy and support evidence-based programming.

Performance Measure	FY 2018 Estimated	FY 2018 Actual
Conviction Rate	90%	85%
Cost per Conviction	\$474.65	\$ 409.83
Percentage of Forfeitures Concluded	98%	81%
Percentage of Convicted Offenders Incarcerated	34%	17%

Prosecution Projects: Apache County Attorney's Office

Grant Number: DC-18-020

Drug Outcome Summary										
	Drug Offenses					Non-Drug Offenses				Total
	Drug Only	Drug & Violent	Drug & Gang-Related	Drug, Viol. & Gang-Related	Drug Total	Violent Only	Gang-Related Only	Violent & Gang-Related	Non-Drug Total	
Cases referred this reporting period	381	4	0	0	385	21	0	0	21	406
Declined to Prosecute: No lab analysis	0	0	0	0	0	0	0	0	0	0
Declined to Prosecute: Department Report Problems	8	0	0	0	8	0	0	0	0	8
Declined to Prosecute: No Conviction Likely	6	0	0	0	6	0	0	0	0	6
Declined to Prosecute: Assisted in Another Prosecution	0	0	0	0	0	0	0	0	0	0
Declined to Prosecute: Other	6	0	0	0	6	1	0	0	1	7
Deferred to a Diversion Program	59	0	0	0	59	2	0	0	2	61
Prosecuted	466	4	0	0	470	30	0	0	30	500
Dismissed With or Without Prejudice	32	0	0	0	32	3	0	0	3	35
Acquitted	1	0	0	0	1	0	0	0	0	1
Convicted	202	1	0	0	203	7	0	0	7	210
Total Concluded Cases	235	1	0	0	236	10	0	0	10	246

Drug Prosecutions by Offense Type									
	Buy / Receive	Cultivate / Manufacture	Distribute / Sell	Possess / Conceal	Transport / Import	Consume / Use	Other	Unknown	Total
Cocaine (powder)	0	0	2	7	0	0	0	0	9
Crack (cocaine)	0	0	0	0	0	0	0	0	0
Ecstasy (MDMA)	0	0	0	0	0	0	0	0	0
Fentanyl	0	0	0	0	0	0	0	0	0
Hashish	0	0	0	0	0	0	0	0	0
Heroin	1	0	3	9	5	0	0	0	18
High Grade Marijuana	0	0	1	16	0	0	0	0	17
Ketamine	0	0	0	0	0	0	0	0	0
LSD	0	0	1	0	0	0	0	0	1
Marijuana	0	4	36	157	0	0	3	0	200
Marijuana Plants	0	0	0	0	0	0	0	0	0
Medical Marijuana	0	1	2	2	0	0	0	0	5
Methamphetamine/Amphetamine	0	0	72	59	0	0	0	0	131
Other Drug	0	0	1	0	0	0	0	0	1
Paraphernalia	0	0	0	61	0	0	0	0	61
PCP	0	0	0	0	0	0	0	0	0
Prescription Pain Reliever	0	0	6	11	0	0	0	0	17
Prescription Sedative	0	0	0	0	0	0	0	0	0
Prescription Stimulant	0	0	0	0	0	0	0	0	0
Psilocybin (Mushrooms)	0	0	0	0	0	0	0	0	0
Salvia	0	0	0	0	0	0	0	0	0
Steroids	0	0	0	0	0	0	0	0	0
Synthetic Cannabinoids	0	0	1	7	0	0	0	0	8
Unknown Drug	0	0	0	1	0	1	0	0	2
Total	1	5	125	330	5	1	3	0	470

Felony & Misdemeanor Prosecution			
	Gang	Non-Gang	Total
Felony	0	500	500
Misdemeanor-Only	0	0	0
Total	0	500	500

Prescription Drug Prosecutions	
Number of drug prosecutions that involved any prescription drugs	30

Prosecution Projects: Apache County Attorney's Office

Grant Number: DC-18-020

Drug Convictions by Offense Type									
	Buy / Receive	Cultivate / Manufacture	Distribute / Sell	Possess / Conceal	Transport / Import	Consume / Use	Other	Unknown	Total
Cocaine (powder)	0	0	0	1	0	0	0	0	1
Crack (cocaine)	0	0	0	0	0	0	0	0	0
Ecstasy (MDMA)	0	0	0	0	0	0	0	0	0
Fentanyl	0	0	0	0	0	0	0	0	0
Hashish	0	0	2	2	0	0	0	0	4
Heroin	0	0	1	2	0	0	0	0	3
High Grade Marijuana	0	0	2	2	0	0	0	0	4
Ketamine	0	0	0	0	0	0	0	0	0
LSD	0	0	0	1	0	0	0	0	1
Marijuana	0	5	30	51	0	1	0	1	88
Marijuana Plants	0	0	0	0	0	0	0	0	0
Medical Marijuana	0	0	2	1	0	0	0	0	3
Methamphetamine/Amphetamine	0	0	22	25	0	0	0	0	47
Paraphernalia	0	0	0	42	0	0	0	0	42
PCP	0	0	0	0	0	0	0	0	0
Prescription Pain Reliever	0	0	1	3	0	0	0	0	4
Prescription Sedative	0	0	0	2	0	0	0	0	2
Prescription Stimulant	0	0	2	2	0	0	0	0	4
Psilocybin (Mushrooms)	0	0	0	0	0	0	0	0	0
Salvia	0	0	0	0	0	0	0	0	0
Steroids	0	0	0	0	0	0	0	0	0
Synthetic Cannabinoids	0	0	0	0	0	0	0	0	0
Unknown Drug	0	0	0	0	0	0	0	0	0
Total	0	5	62	134	0	1	0	1	203

Prescription Drug Convictions	
Number of drug convictions that involved any prescription drugs	20

Drug Offense Convictions by Class			
	Misdemeanor	Felony	Total
Class 1	3	0	3
Class 2	0	47	47
Class 3	0	5	5
Class 4		58	58
Class 5		5	5
Class 6		85	85
Undesignated	0	0	0
Unknown	0	0	0
Total	3	200	203

Persons Convicted for All Drug Offenses	
Plea	203
Jury	0
Non-Jury	0
Total	203

Prosecution Projects: Apache County Attorney's Office

Grant Number: DC-18-020

Number of Persons Sentenced for Violent Offenses										
	Prison	Jail	Probation	Split Sentence	Suspended Sentence	Community Service	Fines	Other	Unknown	Total
Violent Drug Related Offenses	1	0	0	0	0	0	0	0	0	1
Violent Non-drug Related Offenses	9	1	8	0	0	0	0	0	0	18
Total	10	1	8	0	0	0	0	0	0	19
Number of Persons Sentenced for Drug Offenses										
Cocaine (powder)	0	0	1	0	0	0	0	0	0	1
Crack (cocaine)	0	0	0	0	0	0	0	0	0	0
Ecstasy (MDMA)	0	0	0	0	0	0	0	0	0	0
Fentanyl	0	0	0	0	0	0	0	0	0	0
Hashish	1	0	4	0	0	0	0	0	0	5
Heroin	1	0	2	0	0	0	0	0	0	3
High Grade Marijuana	0	0	4	0	0	0	0	0	0	4
Ketamine	0	0	0	0	0	0	0	0	0	0
LSD	0	0	1	0	0	0	0	0	0	1
Marijuana	7	3	78	0	0	0	0	0	0	88
Marijuana Plants	0	0	0	0	0	0	0	0	0	0
Medical Marijuana	1	0	1	0	0	0	0	0	0	2
Methamphetamine/Amphetamine	15	0	32	0	0	0	0	0	0	47
Paraphernalia	3	2	37	0	0	0	0	0	0	42
PCP	0	0	0	0	0	0	0	0	0	0
Prescription Pain Reliever	1	1	6	0	0	0	0	0	0	8
Prescription Sedative	0	0	2	0	0	0	0	0	0	2
Prescription Stimulant	0	0	0	0	0	0	0	0	0	0
Psilocybin (Mushrooms)	0	0	0	0	0	0	0	0	0	0
Salvia	0	0	0	0	0	0	0	0	0	0
Steroids	0	0	0	0	0	0	0	0	0	0
Synthetic Cannabinoids	0	0	0	0	0	0	0	0	0	0
Unknown Drug	0	0	0	0	0	0	0	0	0	0
Total	29	6	168	0	0	0	0	0	0	203

Prescription Drug Sentenced	
Number of drug offenders sentenced that involved any prescription drugs	20

Asset Forfeitures		
	Number	Value
Aircraft	0	\$0
Currency	28	\$236,811
Other	10	\$2,911
Other Financial Instrument	0	\$0
Real Property (Real Estate)	0	\$0
Vehicles	1	\$14,000
Vessels	0	\$0
Weapons	1	\$940
Total	40	\$254,662

Total Forefeiture Cases	
Received through Referral	36
Concluded	29
Pending	50

Training	
Number of Trainings Attended	0
Number of Trainings Provided	0
Community Meetings Held	3
School Presentations Offered	9



Cochise County Attorney's Office

Approved Budget FY 2018	
Personnel	119,402
Employee Related Expenditures	32,370
Total	\$151,772
Fund Source:	
Federal - Byrne/JAG	\$ 60,709
State	\$ 53,120
Match	\$ 37,943

Project Description

This program is administered by the Cochise County Attorney's Office (CCAO). The CCAO handles drug prosecution and civil forfeiture cases resulting from the aggressive activities of the Cochise County Narcotics Enforcement Team and other law enforcement agencies in the county. Cochise County is designated as a Southwest Border High-Intensity Drug Trafficking Area (HIDTA). The unit prosecutes drug cases for all law enforcement agencies in Cochise County and cases received from the U.S. Border Patrol, U.S. Customs and Border Protection, and other federal agencies operating along the United States border with Mexico.

Objective

To enhance the quality of life in the Cochise County border community through aggressive and effective prosecution of drug-related violent crimes and drug crimes, identify and apprehend target offenders through collaboration with the task force and other law enforcement agencies, and where appropriate encourage rehabilitation for drug offenders.

Activity Summary

In FY 2018, CCAO received 1,461 drug offense referrals resulting in 459 drug convictions, of which 249 (54-percent) were classified as felonies and 210 (46-percent) as misdemeanors. Of the drug convictions by offense type, a total of 360 (78-percent) were for charges of possession/concealing, and 72 (16-percent) were for distribution/selling. Of the drug convictions by drug type, 243 (53-percent) were for paraphernalia, and 134 (29-percent) were for marijuana.

Of the 253 individuals sentenced for drug offenses, 102 (40-percent) were sentenced to prison, 53 (21-percent) people received probation, and 96 (38-percent) received a jail sentence. A total of 82 (32-percent) of the cases involved marijuana and 112 (44-percent) involved paraphernalia.

CCAO had a total of 71 forfeiture cases that were received through referrals, 81 were concluded, and \$87,237 in assets were forfeited.

Selected Quarterly Highlights

- On August 24, 2017, Arizona Department of Public Safety Officers made a traffic stop on an R.V. traveling near Bowie, Arizona. There were four adults and a 5-year-old child in the R.V. During a consensual search; the officers discovered over 40 gallons of liquid methamphetamine being transported to Texas and the East Coast for sale. The liquid meth was in bottles that appeared to be reused Mexican bottles for commercial juices and soft drinks. There were 79 bottles total weighing nearly 350 pounds. The investigation was a joint effort between AZ D.P.S., U.S. Border Patrol, the U.S. Drug Enforcement Agency, and the AZ Department of Child Safety. The four adult occupants of the R.V. have been indicted in a 28 count indictment on various charges, and the case is being prosecuted by an experienced attorney in our Drug Unit whose position is funded by our grant.

- We are currently prosecuting a 35-year-old defendant for possessing methamphetamine which he provided to a 13-year-old girl with whom he had sexual contact. After being informed of the sexual contact, police obtained a search warrant for the Defendant's room in his family's house and found various items of drug paraphernalia and baggies of methamphetamine, consistent with those described by the victim. While on release, the Defendant attempted to elude a police vehicle and was chased for several blocks. He eventually pulled into a driveway and exited his vehicle. Items of paraphernalia and a weapon were found inside the vehicle and its vicinity.
- We indicted individuals involved in transporting 40.7 gallons of liquid methamphetamine along Interstate 10. The Cochise County Attorney's office discovered that the Drug Enforcement Administration (DEA) was surveilling a high-value target from Mexico with connections to this case. The target is a corrupt law enforcement officer from Mexico coordinating high volume methamphetamine trafficking to Texas and Georgia. Our office has been working with DEA agents and the United States Attorney's Office to obtain affidavits from the Defendant. These affidavits will allow federal agents to extradite the high-value target to the United States for prosecution. Of the defendants indicted, two have agreed to cooperate. Federal agents will pursue prosecution of the target, who has been arranging numerous shipments of methamphetamines. Our office has been coordinating federal agencies, the defense attorney, the court and the county jail to assure evidence is gathered and preserved so the target may be prosecuted and reduce the importation of methamphetamines into the United States.
- We are prosecuting a case where officers received information that the Defendant had been selling prescription pills illegally. Those pills included Xanax and Oxycodone. Officers responded to a domestic disturbance at a local business involving the Defendant. The Defendant consented to a search of his vehicle. Officers found 68 pills with the imprint "A215" in the driver door pocket. Officers believed the pills were 30mg Oxycodone pills but labs tests showed the pills were fentanyl. Officers suspect the pills were manufactured in Mexico and are fake pharmaceuticals made to look like Oxycodone. The case is being prosecuted by an experienced attorney in our Drug Unit whose position is funded by our grant.

Performance Benchmarks

All agencies are required to estimate performance benchmarks according to their program area. While these benchmark measures are not all-inclusive of program performance, they provide a method of determining program success and efficacy and support evidence-based programming.

Performance Measure	FY 2018 Estimated	FY 2018 Actual
Conviction Rate	67%	67%
Cost per Conviction	\$182.42	\$ 314.88
Percentage of Forfeitures Concluded	189%	114%
Percentage of Convicted Offenders Incarcerated	43%	41%

Prosecution Projects: Cochise County Attorney's Office

Grant Number: DC-18-021

Drug Outcome Summary										
	Drug Offenses					Non-Drug Offenses				Total
	Drug Only	Drug & Violent	Drug & Gang-Related	Drug, Viol. & Gang-Related	Drug Total	Violent Only	Gang-Related Only	Violent & Gang-Related	Non-Drug Total	
Cases referred this reporting period	1,461	0	0	0	1,461	23	0	0	23	1,484
Declined to Prosecute: No lab analysis	0	0	0	0	0	0	0	0	0	0
Declined to Prosecute: Department Report Problems	0	0	0	0	0	0	0	0	0	0
Declined to Prosecute: No Conviction Likely	60	0	0	0	60	0	0	0	0	60
Declined to Prosecute: Assisted in Another Prosecution	0	0	0	0	0	0	0	0	0	0
Declined to Prosecute: Other	19	0	0	0	19	0	0	0	0	19
Deferred to a Diversion Program	110	0	0	0	110	0	0	0	0	110
Prosecuted	1,159	0	0	0	1,159	0	0	0	0	1,159
Dismissed With or Without Prejudice	237	0	0	0	237	0	0	0	0	237
Acquitted	1	0	0	0	1	0	0	0	0	1
Convicted	459	0	0	0	459	23	0	0	23	482
Total Concluded Cases	697	0	0	0	697	23	0	0	23	720

Drug Prosecutions by Offense Type									
	Buy / Receive	Cultivate / Manufacture	Distribute / Sell	Possess / Conceal	Transport / Import	Consume / Use	Other	Unknown	Total
Cocaine (powder)	0	0	3	6	0	0	0	0	9
Crack (cocaine)	0	0	0	0	0	0	0	0	0
Ecstasy (MDMA)	0	0	0	0	0	0	0	0	0
Fentanyl	0	0	0	0	0	0	0	0	0
Hashish	0	0	0	0	0	0	0	0	0
Heroin	0	0	21	48	4	0	0	0	73
High Grade Marijuana	0	0	0	0	0	0	0	0	0
Ketamine	0	0	0	0	0	0	0	0	0
LSD	0	0	0	0	0	0	0	0	0
Marijuana	0	3	18	465	92	0	0	0	578
Marijuana Plants	0	0	0	0	0	0	0	0	0
Medical Marijuana	0	0	0	0	0	0	0	0	0
Methamphetamine/Amphetamine	0	0	31	89	0	0	0	0	120
Other Drug	0	0	0	0	0	2	0	0	2
Paraphernalia	0	0	0	332	0	0	0	0	332
PCP	0	0	0	0	0	0	0	0	0
Prescription Pain Reliever	0	0	0	20	0	0	0	0	20
Prescription Sedative	0	0	0	0	0	0	0	0	0
Prescription Stimulant	0	0	0	0	0	0	0	0	0
Psilocybin (Mushrooms)	0	0	0	0	0	0	0	0	0
Salvia	0	0	0	0	0	0	0	0	0
Steroids	0	0	0	0	0	0	0	0	0
Synthetic Cannabinoids	0	0	0	0	0	0	0	0	0
Unknown Drug	0	0	0	23	2	0	0	0	25
Total	0	3	73	983	98	2	0	0	1,159

Felony & Misdemeanor Prosecution			
	Gang	Non-Gang	Total
Felony	0	470	470
Misdemeanor-Only	0	689	689
Total	0	1,159	1,159

Prescription Drug Prosecutions	
Number of drug prosecutions that involved any prescription drugs	20

Prosecution Projects: Cochise County Attorney's Office

Grant Number: DC-18-021

Drug Convictions by Offense Type									
	Buy / Receive	Cultivate / Manufacture	Distribute / Sell	Possess / Conceal	Transport / Import	Consume / Use	Other	Unknown	Total
Cocaine (powder)	0	0	0	0	0	0	0	0	0
Crack (cocaine)	0	0	0	0	0	0	0	0	0
Ecstasy (MDMA)	0	0	0	0	0	0	0	0	0
Fentanyl	0	0	0	0	0	0	0	0	0
Hashish	0	0	0	0	0	0	0	0	0
Heroin	0	0	5	15	0	0	0	0	20
High Grade Marijuana	0	0	0	0	0	0	0	0	0
Ketamine	0	0	0	0	0	0	0	0	0
LSD	0	0	0	0	0	0	0	0	0
Marijuana	0	0	58	49	27	0	0	0	134
Marijuana Plants	0	0	0	0	0	0	0	0	0
Medical Marijuana	0	0	0	0	0	0	0	0	0
Methamphetamine/Amphetamine	0	0	9	31	0	0	0	0	40
Paraphernalia	0	0	0	243	0	0	0	0	243
PCP	0	0	0	0	0	0	0	0	0
Prescription Pain Reliever	0	0	0	3	0	0	0	0	3
Prescription Sedative	0	0	0	0	0	0	0	0	0
Prescription Stimulant	0	0	0	1	0	0	0	0	1
Psilocybin (Mushrooms)	0	0	0	0	0	0	0	0	0
Salvia	0	0	0	0	0	0	0	0	0
Steroids	0	0	0	0	0	0	0	0	0
Synthetic Cannabinoids	0	0	0	0	0	0	0	0	0
Unknown Drug	0	0	0	18	0	0	0	0	18
Total	0	0	72	360	27	0	0	0	459

Prescription Drug Convictions	
Number of drug convictions that involved any prescription drugs	4

Drug Offense Convictions by Class			
	Misdemeanor	Felony	Total
Class 1	208	0	208
Class 2	1	30	31
Class 3	0	57	57
Class 4		56	56
Class 5		11	11
Class 6		94	94
Undesignated	1	0	1
Unknown	0	1	1
Total	210	249	459

Persons Convicted for All Drug Offenses	
Plea	452
Jury	7
Non-Jury	0
Total	459

Prosecution Projects: Cochise County Attorney's Office

Grant Number: DC-18-021

Number of Persons Sentenced for Violent Offenses										
	Prison	Jail	Probation	Split Sentence	Suspended Sentence	Community Service	Fines	Other	Unknown	Total
Violent Drug Related Offenses	2	0	0	0	0	0	0	0	0	2
Violent Non-drug Related Offenses	26	17	2	0	0	0	0	0	0	45
Total	28	17	2	0	0	0	0	0	0	47
Number of Persons Sentenced for Drug Offenses										
Cocaine (powder)	0	0	0	0	0	0	0	0	0	0
Crack (cocaine)	0	0	0	0	0	0	0	0	0	0
Ecstasy (MDMA)	0	0	0	0	0	0	0	0	0	0
Fentanyl	0	0	0	0	0	0	0	0	0	0
Hashish	0	0	0	0	0	0	0	0	0	0
Heroin	10	4	4	0	0	0	0	0	0	18
High Grade Marijuana	0	0	0	0	0	0	0	0	0	0
Ketamine	0	0	0	0	0	0	0	0	0	0
LSD	0	0	0	0	0	0	0	0	0	0
Marijuana	54	16	12	0	0	0	0	0	0	82
Marijuana Plants	0	0	0	0	0	0	0	0	0	0
Medical Marijuana	0	0	0	0	0	0	0	0	0	0
Methamphetamine/Amphetamine	21	7	1	0	0	0	0	0	0	29
Paraphernalia	15	59	36	0	0	1	1	0	0	112
PCP	0	0	0	0	0	0	0	0	0	0
Prescription Pain Reliever	0	1	0	0	0	0	0	0	0	1
Prescription Sedative	0	0	0	0	0	0	0	0	0	0
Prescription Stimulant	0	0	0	0	0	0	0	0	0	0
Psilocybin (Mushrooms)	0	0	0	0	0	0	0	0	0	0
Salvia	0	0	0	0	0	0	0	0	0	0
Steroids	0	0	0	0	0	0	0	0	0	0
Synthetic Cannabinoids	0	0	0	0	0	0	0	0	0	0
Unknown Drug	2	9	0	0	0	0	0	0	0	11
Total	102	96	53	0	0	1	1	0	0	253

Prescription Drug Sentenced	
Number of drug offenders sentenced that involved any prescription drugs	1

Asset Forfeitures		
	Number	Value
Aircraft	0	\$0
Currency	29	\$53,062
Other	0	\$0
Other Financial Instrument	0	\$0
Real Property (Real Estate)	0	\$0
Vehicles	34	\$34,175
Vessels	0	\$0
Weapons	0	\$0
Total	63	\$87,237

Total Forefeiture Cases	
Received through Referral	71
Concluded	81
Pending	251

Training	
Number of Trainings Attended	2
Number of Trainings Provided	0
Community Meetings Held	9
School Presentations Offered	2



Coconino County Attorney's Office

Approved Budget FY 2018	
Personnel	98,053
Employee Related Expenditures	32,572
Total	\$130,625
Fund Source:	
Federal - Byrne/JAG	\$ 52,250
State	\$ 45,719
Match	\$ 32,656

Project Description

This program is administered by the Coconino County Attorney's Office (CCAO) and provides direct assistance to the Northern Arizona Street Crimes Task Force (METRO) in case preparation and development. The unit prosecutes Coconino County drug and gang cases and provides civil forfeiture litigation services to the task force and other local and Federal agencies.

Objective

To work in conjunction with the Northern Arizona Street Crimes Task Force Metro Narcotics to suppress and eventually eliminate the manufacturing, transportation, sale, and use of illicit drugs within Coconino County.

Activity Summary

In FY 2018, CCAO received 1,553 drug offense referrals resulting in 494 drug convictions, of which 264 (53-percent) were classified as felonies and 230 (47-percent) as misdemeanors. Of the drug convictions by drug type, a total of 361 (73-percent) involved paraphernalia, 77 (16-percent) involved marijuana and 42 (9-percent) involved methamphetamine/amphetamine. Of the drug convictions by offense type, 437 (88-percent) were for charges of possession/concealing, and 21 (4-percent) were for charges of transporting/importing.

Of the 324 individuals sentenced for drug offenses, 64 (20-percent) received a split sentence, 92 (28-percent) received probation, 61 (19-percent) received fines, 38 (12-percent) received a jail sentence, and 35 (11-percent) received a prison sentence. A total of 173 (53-percent) involved paraphernalia, 84 (26-percent) involved marijuana, and 43 (13-percent) involved methamphetamine/amphetamine.

Coconino County's prosecution efforts yielded a value of \$948,768 in forfeited assets for the FY 2018 program year. A total of 33 forfeiture cases were received through referrals of which, ten were concluded.

Selected Quarterly Highlights

- A Deputy County Attorney worked with METRO for the past several months, getting their latest operation ready for charging. The operation targeted 30 local methamphetamine dealers in Flagstaff. Part of that was training the new METRO Task Force officers on what is needed to build cases and get them ready for the grand jury. A highlight from Recovery Court was the graduation four participants in March 2018. Each graduating participant had been categorized as high need/high risk, highly in need of substance abuse treatment and with a high risk of reoffending. In one to two years of the program, they became sober and employed, found stable housing and graduated from the program.
- Two attorneys assigned to the grant conducted a five-hour training session for Flagstaff Police Department officers. The training included discussions on drugs, gangs, and violent crime investigation and prosecution.

- A drug trafficking Defendant was sentenced for selling methamphetamine to an informant working with ATF on three separate dates. The investigation was a joint effort between ATF and FPD/METRO. The Defendant took a plea bargain of 15 years flat time with no agreements as to concurrent or consecutive terms to the six years in DOC he was already serving. We presented evidence at his sentencing of other crimes committed in other jurisdictions, including trafficking arrests in Nevada and southern Arizona. The Defendant was sentenced to a total of 21 years, with the 15-year sentence on our case and the six years he was currently serving with DOC.

In October 2017, a DPS traffic stop resulted in the seizure of 18.5 pounds of methamphetamine valued between \$45,600 and \$66,500. The two defendants picked up the meth in Phoenix, AZ and were in the process of transporting it back to Louisville, KY. Both defendants have been offered pleas.

We are also proud of the way the Recovery Court alumni group is growing. We now have two recent Recovery Court graduates working for local agencies. The graduates come to Court each week and provide support to the Recovery court participants. One graduate works for Hope Lives, and the other is employed by the County. It's great to see people stick around and it is something we encourage in Recovery Court.

- The CCAO is wrapping up prosecution of Operation Nightfall, the joint operation between ATF and the METRO Narcotics Task Force. Of the 25 cases associated with this operation, most have been resolved. A free talk with an informant in one of the cases led to one defendant taking a 15-year plea deal. The final trial bound case is being prepped and should be set for trial after the first of the year.

Performance Benchmarks

All agencies are required to estimate performance benchmarks according to their program area. While these benchmark measures are not all-inclusive of program performance, they provide a method of determining program success and efficacy and support evidence-based programming.

Performance Measure	FY 2018 Estimated	FY 2018 Actual
Conviction Rate	67%	67%
Cost per Conviction	\$290.28	\$ 225.60
Percentage of Forfeitures Concluded	133%	30%
Percentage of Convicted Offenders Incarcerated	15%	13%

Prosecution Projects: Coconino County Attorney's Office

Grant Number: DC-18-022

Drug Outcome Summary										
	Drug Offenses					Non-Drug Offenses				Total
	Drug Only	Drug & Violent	Drug & Gang-Related	Drug, Viol. & Gang-Related	Drug Total	Violent Only	Gang-Related Only	Violent & Gang-Related	Non-Drug Total	
Cases referred this reporting period	1,531	20	2	0	1,553	127	0	2	129	1,682
Declined to Prosecute: No lab analysis	0	0	0	0	0	0	0	0	0	0
Declined to Prosecute: Department Report Problems	2	0	0	0	2	0	0	0	0	2
Declined to Prosecute: No Conviction Likely	11	9	0	0	20	7	0	0	7	27
Declined to Prosecute: Assisted in Another Prosecution	20	2	0	0	22	0	0	0	0	22
Declined to Prosecute: Other	81	19	0	0	100	11	0	0	11	111
Deferred to a Diversion Program	298	1	0	0	299	11	0	0	11	310
Prosecuted	1,256	21	0	0	1,277	135	0	2	137	1,414
Dismissed With or Without Prejudice	275	0	0	0	275	13	0	0	13	288
Acquitted	0	1	0	0	1	0	0	0	0	1
Convicted	488	6	0	0	494	85	0	0	85	579
Total Concluded Cases	763	7	0	0	770	98	0	0	98	868

Drug Prosecutions by Offense Type									
	Buy / Receive	Cultivate / Manufacture	Distribute / Sell	Possess / Conceal	Transport / Import	Consume / Use	Other	Unknown	Total
Cocaine (powder)	0	0	0	22	3	0	0	0	25
Crack (cocaine)	0	0	0	1	0	0	0	0	1
Ecstasy (MDMA)	0	0	1	4	1	0	0	0	6
Fentanyl	0	0	0	0	0	0	0	0	0
Hashish	0	0	0	0	0	0	0	0	0
Heroin	0	0	3	42	1	0	0	0	46
High Grade Marijuana	0	0	0	0	0	0	0	0	0
Ketamine	0	0	0	1	0	0	0	0	1
LSD	0	0	0	2	0	0	0	0	2
Marijuana	0	0	12	511	71	0	0	0	594
Marijuana Plants	0	3	0	0	0	0	0	0	3
Medical Marijuana	0	0	0	0	0	0	0	0	0
Methamphetamine/Amphetamine	0	1	38	135	13	0	0	0	187
Other Drug	0	0	0	4	0	0	0	0	4
Paraphernalia	0	0	0	377	0	0	0	0	377
PCP	0	0	0	0	0	0	0	0	0
Prescription Pain Reliever	0	0	0	7	0	0	0	0	7
Prescription Sedative	0	0	0	3	0	0	0	0	3
Prescription Stimulant	0	0	0	14	0	0	0	0	14
Psilocybin (Mushrooms)	0	0	1	5	0	0	0	0	6
Salvia	0	0	0	0	0	0	0	0	0
Steroids	0	0	0	0	0	0	0	0	0
Synthetic Cannabinoids	0	0	0	0	0	0	0	0	0
Unknown Drug	0	0	0	1	0	0	0	0	1
Total	0	4	55	1,129	89	0	0	0	1,277

Felony & Misdemeanor Prosecution			
	Gang	Non-Gang	Total
Felony	2	781	783
Misdemeanor-Only	0	631	631
Total	2	1,412	1,414

Prescription Drug Prosecutions	
Number of drug prosecutions that involved any prescription drugs	24

Prosecution Projects: Coconino County Attorney's Office

Grant Number: DC-18-022

Drug Convictions by Offense Type									
	Buy / Receive	Cultivate / Manufacture	Distribute / Sell	Possess / Conceal	Transport / Import	Consume / Use	Other	Unknown	Total
Cocaine (powder)	0	0	1	1	0	0	0	0	2
Crack (cocaine)	0	0	0	0	0	0	0	0	0
Ecstasy (MDMA)	0	0	0	0	0	0	0	0	0
Fentanyl	0	0	0	0	1	0	0	0	1
Hashish	0	0	0	0	0	0	0	0	0
Heroin	0	0	3	2	3	0	0	0	8
High Grade Marijuana	0	0	0	0	0	0	0	0	0
Ketamine	0	0	0	0	0	0	0	0	0
LSD	0	0	0	0	0	0	0	0	0
Marijuana	0	0	7	52	15	3	0	0	77
Marijuana Plants	0	0	0	0	0	0	0	0	0
Medical Marijuana	0	0	0	0	0	0	0	0	0
Methamphetamine/Amphetamine	0	0	21	19	2	0	0	0	42
Paraphernalia	0	0	0	361	0	0	0	0	361
PCP	0	0	0	0	0	0	0	0	0
Prescription Pain Reliever	0	0	0	0	0	0	0	0	0
Prescription Sedative	0	0	0	0	0	0	0	0	0
Prescription Stimulant	0	0	0	1	0	0	1	0	2
Psilocybin (Mushrooms)	0	0	0	1	0	0	0	0	1
Salvia	0	0	0	0	0	0	0	0	0
Steroids	0	0	0	0	0	0	0	0	0
Synthetic Cannabinoids	0	0	0	0	0	0	0	0	0
Unknown Drug	0	0	0	0	0	0	0	0	0
Total	0	0	32	437	21	3	1	0	494

Prescription Drug Convictions	
Number of drug convictions that involved any prescription drugs	2

Drug Offense Convictions by Class			
	Misdemeanor	Felony	Total
Class 1	230	0	230
Class 2	0	8	8
Class 3	0	26	26
Class 4		12	12
Class 5		6	6
Class 6		91	91
Undesignated	0	121	121
Unknown	0	0	0
Total	230	264	494

Persons Convicted for All Drug Offenses	
Plea	494
Jury	0
Non-Jury	0
Total	494

Prosecution Projects: Coconino County Attorney's Office

Grant Number: DC-18-022

Number of Persons Sentenced for Violent Offenses										
	Prison	Jail	Probation	Split Sentence	Suspended Sentence	Community Service	Fines	Other	Unknown	Total
Violent Drug Related Offenses	4	0	0	1	0	0	0	0	0	5
Violent Non-drug Related Offenses	52	1	18	43	0	0	0	0	0	114
Total	56	1	18	44	0	0	0	0	0	119
Number of Persons Sentenced for Drug Offenses										
Cocaine (powder)	1	0	4	0	0	0	0	0	0	5
Crack (cocaine)	0	0	0	0	0	0	0	0	0	0
Ecstasy (MDMA)	0	0	1	0	0	0	0	0	0	1
Fentanyl	0	0	0	0	0	0	0	0	0	0
Hashish	0	0	0	0	0	0	0	0	0	0
Heroin	6	1	2	7	0	0	0	0	0	16
High Grade Marijuana	0	0	0	0	0	0	0	0	0	0
Ketamine	0	0	0	0	0	0	0	0	0	0
LSD	0	0	0	0	0	0	0	0	0	0
Marijuana	5	13	25	16	0	0	18	7	0	84
Marijuana Plants	0	0	0	0	0	0	0	0	0	0
Medical Marijuana	0	0	0	0	0	0	0	0	0	0
Methamphetamine/Amphetamine	18	0	12	9	0	0	0	4	0	43
Paraphernalia	5	24	47	32	0	0	42	23	0	173
PCP	0	0	0	0	0	0	0	0	0	0
Prescription Pain Reliever	0	0	0	0	0	0	0	0	0	0
Prescription Sedative	0	0	0	0	0	0	0	0	0	0
Prescription Stimulant	0	0	0	0	0	0	1	0	0	1
Psilocybin (Mushrooms)	0	0	1	0	0	0	0	0	0	1
Salvia	0	0	0	0	0	0	0	0	0	0
Steroids	0	0	0	0	0	0	0	0	0	0
Synthetic Cannabinoids	0	0	0	0	0	0	0	0	0	0
Unknown Drug	0	0	0	0	0	0	0	0	0	0
Total	35	38	92	64	0	0	61	34	0	324

Prescription Drug Sentenced	
Number of drug offenders sentenced that involved any prescription drugs	1

Asset Forfeitures		
	Number	Value
Aircraft	0	\$0
Currency	37	\$790,421
Other	16	\$7,378
Other Financial Instrument	0	\$0
Real Property (Real Estate)	0	\$0
Vehicles	14	\$148,163
Vessels	0	\$0
Weapons	6	\$2,806
Total	73	\$948,768

Total Forefeiture Cases	
Received through Referral	33
Concluded	10
Pending	82

Training	
Number of Trainings Attended	12
Number of Trainings Provided	2
Community Meetings Held	10
School Presentations Offered	0



Gila County Attorney's Office

Approved Budget FY 2018	
Personnel	45,053
Employee Related Expenditures	14,442
Total	\$59,495
Fund Source:	
Federal - Byrne/JAG	\$ 23,798
State	\$ 20,823
Match	\$ 14,874

Project Description:

This program is administered by the Gila County Attorney's Office (GCAO) and supports the provision of drug and gang prosecution, asset forfeiture processing and litigation for the Gila County Drug, Gang and Violent Crimes Task Force and other law enforcement agencies in Gila County.

Objective:

To aggressively prosecute drug-related offenses and violent crimes committed in Gila County, Arizona and provide education, training, and community-based educational programs relating to the curbing of drug and violent crime offenses.

Activity Summary

In FY 2018, GCAO received 262 drug offense referrals resulting in 181 drug convictions, of which 120 (66-percent) were classified as felonies and 61 (34-percent) as misdemeanors. Of the drug convictions by offense type, a total of 159 (88-percent) were for charges of possession/concealing, and 12 (7-percent) were for distributing/selling. Of the drug convictions by drug type, 118 (65-percent) involved paraphernalia, 33 (18-percent) involved methamphetamine/amphetamine, and 16 (9-percent) involved heroin.

Out of the 128 individuals sentenced for drug offenses, 84 (66-percent) received probation, 39 (30-percent) received a prison sentence, three (2-percent) received a jail sentence. A total of 81 (63-percent) of the cases sentenced involved paraphernalia, 23 (18-percent) involved methamphetamine/amphetamine and 15 (12-percent) involved heroin.

Prosecution efforts resulted in a total of 10 referred forfeiture cases, and four concluded cases with a value of \$4,919 in forfeited assets for the FY 2018 project period.

Selected Quarterly Highlights

- Gila County Attorney's Office and local law enforcement agencies cooperated with law enforcement in other counties in a continuing investigation after suspects were arrested for presenting stolen and forged prescriptions to pharmacies in Gila County.
- Gila County Attorney's Office is coordinating with local law enforcement agencies and DEA on cases involving the attempted passing of forged prescriptions at three local pharmacies. This coordination includes the utilization of County Attorney Detectives in the writing and execution of search warrants for the extraction of cell phone data.
- Gila County Attorney's Office coordinated with two task force agencies and one tribal agency on the arrest and convictions of multiple people involved in the transport of methamphetamine.
- An assist with a Tribal Game and Fish Department traffic stop resulted in the seizure of 86.9 pounds of marijuana.

Performance Benchmarks

All agencies are required to estimate performance benchmarks according to their program area. While these benchmark measures are not all-inclusive of program performance, they provide a method of determining program success and efficacy and support evidence-based programming.

Performance Measure	FY 2018 Estimated	FY 2018 Actual
Conviction Rate	96%	100%
Cost per Conviction	\$516.35	\$ 288.81
Percentage of Forfeitures Concluded	79%	40%
Percentage of Convicted Offenders Incarcerated	34%	20%

Prosecution Projects: Gila County Attorney's Office

Grant Number: DC-18-023

Drug Outcome Summary										
	Drug Offenses					Non-Drug Offenses				Total
	Drug Only	Drug & Violent	Drug & Gang-Related	Drug, Viol. & Gang-Related	Drug Total	Violent Only	Gang-Related Only	Violent & Gang-Related	Non-Drug Total	
Cases referred this reporting period	262	0	0	0	262	43	0	0	43	305
Declined to Prosecute: No lab analysis	6	0	0	0	6	0	0	0	0	6
Declined to Prosecute: Department Report Problems	2	0	0	0	2	2	0	0	2	4
Declined to Prosecute: No Conviction Likely	9	0	0	0	9	1	0	0	1	10
Declined to Prosecute: Assisted in Another Prosecution	0	0	0	0	0	0	0	0	0	0
Declined to Prosecute: Other	0	0	0	0	0	0	0	0	0	0
Deferred to a Diversion Program	11	0	0	0	11	6	0	0	6	17
Prosecuted	181	0	0	0	181	25	0	0	25	206
Dismissed With or Without Prejudice	1	0	0	0	1	0	0	0	0	1
Acquitted	0	0	0	0	0	0	0	0	0	0
Convicted	181	0	0	0	181	25	0	0	25	206
Total Concluded Cases	182	0	0	0	182	25	0	0	25	207

Drug Prosecutions by Offense Type									
	Buy / Receive	Cultivate / Manufacture	Distribute / Sell	Possess / Conceal	Transport / Import	Consume / Use	Other	Unknown	Total
Cocaine (powder)	0	0	0	0	0	0	0	0	0
Crack (cocaine)	0	0	0	0	0	0	0	0	0
Ecstasy (MDMA)	0	0	0	0	0	0	0	0	0
Fentanyl	0	0	0	0	0	0	0	0	0
Hashish	0	0	0	0	0	0	0	0	0
Heroin	0	0	4	11	0	1	0	0	16
High Grade Marijuana	0	0	0	0	0	0	0	0	0
Ketamine	0	0	0	0	0	0	0	0	0
LSD	0	0	0	0	0	0	0	0	0
Marijuana	0	0	1	11	0	0	1	0	13
Marijuana Plants	0	0	0	0	0	0	0	0	0
Medical Marijuana	0	0	0	0	0	0	0	0	0
Methamphetamine/Amphetamine	0	0	7	19	6	0	1	0	33
Paraphernalia	0	0	0	94	0	24	0	0	118
PCP	0	0	0	0	0	0	0	0	0
Prescription Pain Reliever	0	0	0	0	0	0	0	0	0
Prescription Sedative	0	0	0	0	0	0	0	0	0
Prescription Stimulant	0	0	0	0	0	0	0	0	0
Psilocybin (Mushrooms)	0	0	0	0	0	0	0	0	0
Salvia	0	0	0	0	0	0	0	0	0
Steroids	0	0	0	0	0	0	0	0	0
Synthetic Cannabinoids	0	0	0	0	0	0	0	0	0
Unknown Drug	0	0	0	0	0	0	1	0	1
Total	0	0	12	135	6	25	3	0	181

Felony & Misdemeanor Prosecution			
	Gang	Non-Gang	Total
Felony	0	152	152
Misdemeanor-Only	0	54	54
Total	0	206	206

Prescription Drug Prosecutions	
Number of drug prosecutions that involved any prescription drugs	0

Prosecution Projects: Gila County Attorney's Office

Grant Number: DC-18-023

Drug Convictions by Offense Type									
	Buy / Receive	Cultivate / Manufacture	Distribute / Sell	Possess / Conceal	Transport / Import	Consume / Use	Other	Unknown	Total
Cocaine (powder)	0	0	0	0	0	0	0	0	0
Crack (cocaine)	0	0	0	0	0	0	0	0	0
Ecstasy (MDMA)	0	0	0	0	0	0	0	0	0
Fentanyl	0	0	0	0	0	0	0	0	0
Hashish	0	0	0	0	0	0	0	0	0
Heroin	0	0	4	11	0	1	0	0	16
High Grade Marijuana	0	0	0	0	0	0	0	0	0
Ketamine	0	0	0	0	0	0	0	0	0
LSD	0	0	0	0	0	0	0	0	0
Marijuana	0	0	1	11	0	0	1	0	13
Marijuana Plants	0	0	0	0	0	0	0	0	0
Medical Marijuana	0	0	0	0	0	0	0	0	0
Methamphetamine/Amphetamine	0	0	7	19	6	0	1	0	33
Paraphernalia	0	0	0	118	0	0	0	0	118
PCP	0	0	0	0	0	0	0	0	0
Prescription Pain Reliever	0	0	0	0	0	0	0	0	0
Prescription Sedative	0	0	0	0	0	0	0	0	0
Prescription Stimulant	0	0	0	0	0	0	0	0	0
Psilocybin (Mushrooms)	0	0	0	0	0	0	0	0	0
Salvia	0	0	0	0	0	0	0	0	0
Steroids	0	0	0	0	0	0	0	0	0
Synthetic Cannabinoids	0	0	0	0	0	0	0	0	0
Unknown Drug	0	0	0	0	0	0	1	0	1
Total	0	0	12	159	6	1	3	0	181

Prescription Drug Convictions	
Number of drug convictions that involved any prescription drugs	0

Drug Offense Convictions by Class			
	Misdemeanor	Felony	Total
Class 1	61	0	61
Class 2	0	3	3
Class 3	0	13	13
Class 4		28	28
Class 5		3	3
Class 6		73	73
Undesignated	0	0	0
Unknown	0	0	0
Total	61	120	181

Persons Convicted for All Drug Offenses	
Plea	181
Jury	0
Non-Jury	0
Total	181

Prosecution Projects: Gila County Attorney's Office

Grant Number: DC-18-023

Number of Persons Sentenced for Violent Offenses										
	Prison	Jail	Probation	Split Sentence	Suspended Sentence	Community Service	Fines	Other	Unknown	Total
Violent Drug Related Offenses	0	0	0	0	0	0	0	0	0	0
Violent Non-drug Related Offenses	8	0	4	1	0	0	0	0	0	13
Total	8	0	4	1	0	0	0	0	0	13
Number of Persons Sentenced for Drug Offenses										
Cocaine (powder)	0	0	0	0	0	0	0	0	0	0
Crack (cocaine)	0	0	0	0	0	0	0	0	0	0
Ecstasy (MDMA)	0	0	0	0	0	0	0	0	0	0
Fentanyl	0	0	0	0	0	0	0	0	0	0
Hashish	0	0	0	0	0	0	0	0	0	0
Heroin	8	0	7	0	0	0	0	0	0	15
High Grade Marijuana	0	0	0	0	0	0	0	0	0	0
Ketamine	0	0	0	0	0	0	0	0	0	0
LSD	0	0	0	0	0	0	0	0	0	0
Marijuana	2	1	5	0	0	0	0	0	0	8
Marijuana Plants	0	0	0	0	0	0	0	0	0	0
Medical Marijuana	0	0	0	0	0	0	0	0	0	0
Methamphetamine/Amphetamine	17	0	6	0	0	0	0	0	0	23
Paraphernalia	11	2	66	0	0	0	2	0	0	81
PCP	0	0	0	0	0	0	0	0	0	0
Prescription Pain Reliever	0	0	0	0	0	0	0	0	0	0
Prescription Sedative	0	0	0	0	0	0	0	0	0	0
Prescription Stimulant	0	0	0	0	0	0	0	0	0	0
Psilocybin (Mushrooms)	0	0	0	0	0	0	0	0	0	0
Salvia	0	0	0	0	0	0	0	0	0	0
Steroids	0	0	0	0	0	0	0	0	0	0
Synthetic Cannabinoids	0	0	0	0	0	0	0	0	0	0
Unknown Drug	1	0	0	0	0	0	0	0	0	1
Total	39	3	84	0	0	0	2	0	0	128

Prescription Drug Sentenced	
Number of drug offenders sentenced that involved any prescription drugs	0

Asset Forfeitures		
	Number	Value
Aircraft	0	\$0
Currency	4	\$4,919
Other	0	\$0
Other Financial Instrument	0	\$0
Real Property (Real Estate)	0	\$0
Vehicles	0	\$0
Vessels	0	\$0
Weapons	0	\$0
Total	4	\$4,919

Total Forefeiture Cases	
Received through Referral	10
Concluded	4
Pending	9

Training	
Number of Trainings Attended	5
Number of Trainings Provided	1
Community Meetings Held	2
School Presentations Offered	2



Graham County Attorney's Office

Approved Budget FY 2018	
Personnel	37,594
Employee Related Expenditures	12,406
Total	\$50,000
Fund Source:	
Federal - Byrne/JAG	\$ 20,000
State	\$ 17,500
Match	\$ 12,500

Project Description:

This program is administered by the Graham County Attorney's Office (GCAO). The Graham County Attorney's Office works directly with the Southeastern Arizona Narcotic Task Force to successfully prosecute those who commit drug and violent crimes.

Objective:

To actively prosecute those who commit crimes and to protect the people of Graham County from those who commit them. Graham County Attorney's Office is dedicated to upholding the integrity of the criminal justice system and holding criminals accountable for violating the laws.

Activity Summary

In FY 2018, GCAO received 299 drug offense referrals resulting in 253 drug convictions, of which 208 (82-percent) were classified as felonies and 45 (17-percent) as misdemeanors. Of the drug convictions by drug type, a total of 126 (50-percent) involved paraphernalia, 66 (26-percent) involved methamphetamine/amphetamine, and 27 (11-percent) involved heroin. Of the drug convictions by offense type, 242 (96-percent) were for charges of possession/concealing, and 8 (3-percent) were for distribution/selling.

Of the 253 individuals sentenced for drug offenses, 191 (75-percent) received a split sentence, 45 (17-percent) received a prison sentence, and 16 (6-percent) received probation, and. A total of 125 (49-percent) of the cases sentenced involved paraphernalia, 66 (26-percent) involved methamphetamine/amphetamine, and 28 (11-percent) involved heroin.

A total value of \$3,112 in assets was forfeited for the FY 2018 program year. A total of 22 trainings were attended.

Selected Quarterly Highlights

- A man was shot at his residence, and evidence at the scene showed that a shotgun was fired through the door, striking the victim in the neck with buckshot. Deputies combed the area and followed tracks believing to be left by two suspects. Authorities did not locate either man that night but did find both a shotgun and a handgun that had been hidden. Later, one suspect was located at an apartment complex by Safford officers and booked into the Graham County Jail on charges of aggravated assault and misconduct involving weapons. The second suspect was later apprehended and arrested for a warrant regarding possession of drug paraphernalia and was booked on a charge of misconduct involving weapons.
- Investigators apprehended four alleged members of a fraudulent prescription syndicate. The case against three of the men apprehended extends into various other counties and jurisdictions. With

their alleged crimes of forging prescriptions and fraudulently obtaining the prescription drug promethazine with codeine in various other counties, the Arizona Attorney General's Office (AG) is expected to take over their cases. The fourth member was reportedly one of a number of young girls the three men used to help obtain the promethazine. According to statements to police from the female, the men had illegally obtained the drug in Maricopa, Pinal, and Gila counties before attempting to do so in Graham County as well. She said the men would receive \$750 per bottle of promethazine they shipped back to Washington. The female pleaded guilty to a single charge of forgery, with the caveat that she be sentenced to standard supervised probation. The plea agreement states that in return for the state accepting the plea, the female defendant must testify against the three men if so called to do so, as well as provide restitution to any defrauded pharmacies in Safford and Thatcher. Through the female's statements, some fraudulent prescriptions from pharmacies throughout the state were located, as well as bottles of promethazine found in the men's vehicle, and materials for making the fraudulent prescriptions. One of the suspects was listed as a suspect in 7 separate cases in Washington regarding forged prescriptions for promethazine.

- After a two week trial, a jury found a murder suspect guilty of manslaughter in a fatal shooting of a 35-year-old man at a local bar. Graham County sentenced the murder suspect to 10 years each on two charges of aggravated assault; 2.5 years for endangerment, 2.5 years for disorderly conduct with a weapon, and 1.5 years for unlawfully discharging a weapon within city limits. All of the sentences were deemed to run concurrently.
- A 35-year-old man was shot and killed at a local bar after a physical altercation in the bar's parking lot. The victim approached the suspect's truck from the rear, while witnesses stated they saw the suspect shoulder a rifle and shoot the victim as the victim put his hands up in the air and turn to run. The suspect has been charged with first-degree murder and aggravated assault with a deadly weapon.

Performance Benchmarks

All agencies are required to estimate performance benchmarks according to their program area. While these benchmark measures are not all-inclusive of program performance, they provide a method of determining program success and efficacy and support evidence-based programming.

Performance Measure	FY 2018 Estimated	FY 2018 Actual
Conviction Rate	78%	99%
Cost per Conviction	\$178.57	\$ 186.57
Percentage of Forfeitures Concluded	83%	100%
Percentage of Convicted Offenders Incarcerated	84%	17%

Prosecution Projects: Graham County Attorney's Office

Grant Number: DC-18-024

Drug Outcome Summary										
	Drug Offenses					Non-Drug Offenses				Total
	Drug Only	Drug & Violent	Drug & Gang-Related	Drug, Viol. & Gang-Related	Drug Total	Violent Only	Gang-Related Only	Violent & Gang-Related	Non-Drug Total	
Cases referred this reporting period	299	0	0	0	299	17	0	0	17	316
Declined to Prosecute: No lab analysis	16	0	0	0	16	0	0	0	0	16
Declined to Prosecute: Department Report Problems	0	0	0	0	0	0	0	0	0	0
Declined to Prosecute: No Conviction Likely	0	0	0	0	0	0	0	0	0	0
Declined to Prosecute: Assisted in Another Prosecution	0	0	0	0	0	0	0	0	0	0
Declined to Prosecute: Other	31	0	0	0	31	0	0	0	0	31
Deferred to a Diversion Program	1	0	0	0	1	0	0	0	0	1
Prosecuted	287	0	0	0	287	8	0	0	8	295
Dismissed With or Without Prejudice	4	0	0	0	4	0	0	0	0	4
Acquitted	0	0	0	0	0	0	0	0	0	0
Convicted	253	0	0	0	253	10	5	0	15	268
Total Concluded Cases	257	0	0	0	257	10	5	0	15	272

Drug Prosecutions by Offense Type									
	Buy / Receive	Cultivate / Manufacture	Distribute / Sell	Possess / Conceal	Transport / Import	Consume / Use	Other	Unknown	Total
Cocaine (powder)	0	0	0	0	0	0	0	0	0
Crack (cocaine)	0	0	0	0	0	0	0	0	0
Ecstasy (MDMA)	0	0	0	0	0	0	0	0	0
Fentanyl	0	0	0	0	0	0	0	0	0
Hashish	0	0	0	0	0	0	0	0	0
Heroin	0	0	10	39	7	7	0	0	63
High Grade Marijuana	0	0	0	0	0	0	0	0	0
Ketamine	0	0	0	0	0	0	0	0	0
LSD	0	0	0	0	0	0	0	0	0
Marijuana	0	2	0	50	0	2	0	0	54
Marijuana Plants	0	0	0	0	0	0	0	0	0
Medical Marijuana	0	0	0	0	0	0	0	0	0
Methamphetamine/Amphetamine	0	0	8	80	0	0	0	0	88
Paraphernalia	0	0	0	79	0	0	0	0	79
PCP	0	0	0	0	0	0	0	0	0
Prescription Pain Reliever	0	0	0	3	0	0	0	0	3
Prescription Sedative	0	0	0	0	0	0	0	0	0
Prescription Stimulant	0	0	0	0	0	0	0	0	0
Psilocybin (Mushrooms)	0	0	0	0	0	0	0	0	0
Salvia	0	0	0	0	0	0	0	0	0
Steroids	0	0	0	0	0	0	0	0	0
Synthetic Cannabinoids	0	0	0	0	0	0	0	0	0
Unknown Drug	0	0	0	0	0	0	0	0	0
Total	0	2	18	251	7	9	0	0	287

Felony & Misdemeanor Prosecution			
	Gang	Non-Gang	Total
Felony	0	227	227
Misdemeanor-Only	0	68	68
Total	0	295	295

Prescription Drug Prosecutions	
Number of drug prosecutions that involved any prescription drugs	3

Prosecution Projects: Graham County Attorney's Office

Grant Number: DC-18-024

Drug Convictions by Offense Type									
	Buy / Receive	Cultivate / Manufacture	Distribute / Sell	Possess / Conceal	Transport / Import	Consume / Use	Other	Unknown	Total
Cocaine (powder)	0	0	0	1	0	0	0	0	1
Crack (cocaine)	0	0	0	0	0	0	0	0	0
Ecstasy (MDMA)	0	0	0	0	0	0	0	0	0
Fentanyl	0	0	0	0	0	0	0	0	0
Hashish	0	0	0	0	0	0	0	0	0
Heroin	0	0	0	26	1	0	0	0	27
High Grade Marijuana	0	0	0	0	0	0	0	0	0
Ketamine	0	0	0	0	0	0	0	0	0
LSD	0	0	0	0	0	0	0	0	0
Marijuana	0	0	1	27	0	0	0	0	28
Marijuana Plants	0	0	0	0	0	0	0	0	0
Medical Marijuana	0	0	0	0	0	0	0	0	0
Methamphetamine/Amphetamine	0	0	7	57	1	1	0	0	66
Paraphernalia	0	0	0	126	0	0	0	0	126
PCP	0	0	0	0	0	0	0	0	0
Prescription Pain Reliever	0	0	0	5	0	0	0	0	5
Prescription Sedative	0	0	0	0	0	0	0	0	0
Prescription Stimulant	0	0	0	0	0	0	0	0	0
Psilocybin (Mushrooms)	0	0	0	0	0	0	0	0	0
Salvia	0	0	0	0	0	0	0	0	0
Steroids	0	0	0	0	0	0	0	0	0
Synthetic Cannabinoids	0	0	0	0	0	0	0	0	0
Unknown Drug	0	0	0	0	0	0	0	0	0
Total	0	0	8	242	2	1	0	0	253

Prescription Drug Convictions	
Number of drug convictions that involved any prescription drugs	5

Drug Offense Convictions by Class			
	Misdemeanor	Felony	Total
Class 1	45	0	45
Class 2	0	6	6
Class 3	0	12	12
Class 4		69	69
Class 5		14	14
Class 6		107	107
Undesignated	0	0	0
Unknown	0	0	0
Total	45	208	253

Persons Convicted for All Drug Offenses	
Plea	110
Jury	0
Non-Jury	143
Total	253

Prosecution Projects: Graham County Attorney's Office

Grant Number: DC-18-024

Number of Persons Sentenced for Violent Offenses										
	Prison	Jail	Probation	Split Sentence	Suspended Sentence	Community Service	Fines	Other	Unknown	Total
Violent Drug Related Offenses	0	0	0	5	0	0	0	0	0	5
Violent Non-drug Related Offenses	6	0	0	9	0	0	0	0	0	15
Total	6	0	0	14	0	0	0	0	0	20
Number of Persons Sentenced for Drug Offenses										
Cocaine (powder)	0	0	0	1	0	0	0	0	0	1
Crack (cocaine)	0	0	0	0	0	0	0	0	0	0
Ecstasy (MDMA)	0	0	0	0	0	0	0	0	0	0
Fentanyl	0	0	0	0	0	0	0	0	0	0
Hashish	0	0	0	0	0	0	0	0	0	0
Heroin	2	0	1	25	0	0	0	0	0	28
High Grade Marijuana	0	0	0	0	0	0	0	0	0	0
Ketamine	0	0	0	0	0	0	0	0	0	0
LSD	0	0	0	0	0	0	0	0	0	0
Marijuana	1	0	3	24	0	0	0	0	0	28
Marijuana Plants	0	0	0	0	0	0	0	0	0	0
Medical Marijuana	0	0	0	0	0	0	0	0	0	0
Methamphetamine/Amphetamine	23	0	0	43	0	0	0	0	0	66
Paraphernalia	19	0	12	93	0	0	1	0	0	125
PCP	0	0	0	0	0	0	0	0	0	0
Prescription Pain Reliever	0	0	0	5	0	0	0	0	0	5
Prescription Sedative	0	0	0	0	0	0	0	0	0	0
Prescription Stimulant	0	0	0	0	0	0	0	0	0	0
Psilocybin (Mushrooms)	0	0	0	0	0	0	0	0	0	0
Salvia	0	0	0	0	0	0	0	0	0	0
Steroids	0	0	0	0	0	0	0	0	0	0
Synthetic Cannabinoids	0	0	0	0	0	0	0	0	0	0
Unknown Drug	0	0	0	0	0	0	0	0	0	0
Total	45	0	16	191	0	0	1	0	0	253

Prescription Drug Sentenced

Number of drug offenders sentenced that involved any prescription drugs	5
---	---

Asset Forfeitures

	Number	Value
Aircraft	0	\$0
Currency	2	\$3,112
Other	0	\$0
Other Financial Instrument	0	\$0
Real Property (Real Estate)	0	\$0
Vehicles	0	\$0
Vessels	0	\$0
Weapons	0	\$0
Total	2	\$3,112

Total Forefeiture Cases

Received through Referral	2
Concluded	2
Pending	0

Training

Number of Trainings Attended	22
Number of Trainings Provided	7
Community Meetings Held	0
School Presentations Offered	0



Greenlee County Attorney's Office

Approved Budget FY 2018	
Personnel	27,300
Employee Related Expenditures	6,825
Total	\$34,125
Fund Source:	
Federal - Byrne/JAG	\$ 13,650
State	\$ 11,944
Match	\$ 8,531

Project Description:

This program is administered by the Greenlee County Attorney's Office (GCAO). The Greenlee County Attorney's Office prosecutes all drug and gang-related activities in Greenlee County as vigorously as possible.

Objective:

To promote and facilitate equal justice to all, and to support and exercise justice through the criminal and juvenile justice systems. For victims, to make every effort to provide timely information, to work for their best interests, and stay in compliance with the Victim's Rights statutes and requirements.

Activity Summary

In FY 2018, GCAO received 68 drug offense referrals resulting in 15 drug convictions, of which 12 (80-percent) were classified as felonies and three (20-percent) as misdemeanors. Of drug convictions by drug type, a total of three (20-percent) involved methamphetamine/amphetamine, three (20-percent) involved marijuana, two (13-percent) involved cocaine, and six (40-percent) were for paraphernalia. Of the drug convictions by offense type, 12 (80-percent) were for possession/concealing, two (13-percent) were for distribution/selling.

One individual was sentenced for drug offenses during the fiscal year for a case involving methamphetamine/amphetamine. The individual was sentenced to a term in prison.

Greenlee County's prosecution efforts yielded a value of \$3,100 in forfeited assets for the FY 2018 program year. A total of two forfeiture cases were received through referrals of which, two were concluded.

Selected Quarterly Highlights

- An elderly couple was rudely awakened in the middle of the night by a man shooting a gun near their home, and a few minutes later, trying to enter their home, which was located in a rural housing community. The man told police he was an undercover agent with the New Mexico Federales, then changed his story that he was a New Mexico State Police officer on an undercover stakeout and that he had only shot his gun to scare off the people who were following him. He claimed to be wearing a wire, but when he felt around his body, said he had left it at his friend's house in his underwear. He insisted he had a vehicle just up the hill that had run out of gas and he was only trying to get some help. No vehicle was found. He would give no other information to officers other than he was working on a sting operation involving prostitutes and drug runners. At the jail, methamphetamine was found in his underwear.
- Greenlee County is located in a very rural area, and not very close to a freeway, so when the Undersheriff saw a semi (without a load) traveling through, he got a little suspicious. The Undersheriff then saw another car that seemed to be its partner. Identifying this as a possible drug

run, he noticed the vehicle started weaving in its lane, the Undersheriff then made a traffic stop and radioed ahead for another officer to watch for the semi (which had no license plate) and to it was pulled over as well. Each vehicle occupant denied knowing anyone in the other vehicle, although there was identifying information for the four occupants in each vehicle. Other officers arrived and eventually arrested the occupants. A search of the vehicles was completed, with 102 pounds of cocaine discovered in the sleeping area of the semi, along with marijuana and handguns in both vehicles. A fleet of vehicles from the Sheriff's Department, Clifton Police Department, the County Attorney Investigator and a Department of Public Safety Trooper carried the drugs to the Tucson DPS Crime Lab for identification and storage.

- A man took a package to the local UPS store to ship to a friend. The store employees who assisted the man noticed a strong smell coming from the package and called the police. When opened, the package contained substances determined to be marijuana, as well as a couple of bags of psychedelic mushrooms. Luckily, the man attempting to send the package gave his name and address to use on the mailing label, making it easier for officers to locate him.
- A known drug addict who has eluded prosecution for many years was stopped by a Sheriff's office deputy for driving 10 miles per hour under the speed limit and impeding traffic. The driver was extremely nervous, and when asked if the officer could search her vehicle, the driver confessed to there being methamphetamine inside her vehicle. She told the officer that her brother owed her some money, but was not paying he back. The driver when on to say that her brother convinced her to travel to Tucson, pick up and bring back methamphetamine to sell locally, for which she would receive a share of the profit. She was extremely worried about being caught, thus driving slower than normal and, in the end, being pulled over. The deputy recovered 9 ounces of methamphetamine from the search of the vehicle.

Performance Benchmarks

All agencies are required to estimate performance benchmarks according to their program area. While these benchmark measures are not all-inclusive of program performance, they provide a method of determining program success and efficacy and support evidence-based programming.

Performance Measure	FY 2018 Estimated	FY 2018 Actual
Conviction Rate	115%	88%
Cost per Conviction	\$455.00	\$ 2,275.00
Percentage of Forfeitures Concluded	100%	100%
Percentage of Convicted Offenders Incarcerated	73%	7%

Prosecution Projects: Greenlee County Attorney's Office

Grant Number: DC-18-025

Drug Outcome Summary										
	Drug Offenses					Non-Drug Offenses				Total
	Drug Only	Drug & Violent	Drug & Gang-Related	Drug, Viol. & Gang-Related	Drug Total	Violent Only	Gang-Related Only	Violent & Gang-Related	Non-Drug Total	
Cases referred this reporting period	68	0	0	0	68	11	0	0	11	79
Declined to Prosecute: No lab analysis	0	0	0	0	0	0	0	0	0	0
Declined to Prosecute: Department Report Problems	0	0	0	0	0	0	0	0	0	0
Declined to Prosecute: No Conviction Likely	0	0	0	0	0	0	0	0	0	0
Declined to Prosecute: Assisted in Another Prosecution	0	0	0	0	0	0	0	0	0	0
Declined to Prosecute: Other	0	0	0	0	0	0	0	0	0	0
Deferred to a Diversion Program	0	0	0	0	0	0	0	0	0	0
Prosecuted	66	0	0	0	66	5	0	0	5	71
Dismissed With or Without Prejudice	2	0	0	0	2	0	0	0	0	2
Acquitted	0	0	0	0	0	0	0	0	0	0
Convicted	15	0	0	0	15	0	0	0	0	15
Total Concluded Cases	17	0	0	0	17	0	0	0	0	17

Drug Prosecutions by Offense Type									
	Buy / Receive	Cultivate / Manufacture	Distribute / Sell	Possess / Conceal	Transport / Import	Consume / Use	Other	Unknown	Total
Cocaine (powder)	0	0	0	1	0	0	0	0	1
Crack (cocaine)	0	0	0	0	0	0	0	0	0
Ecstasy (MDMA)	0	0	0	0	0	0	0	0	0
Fentanyl	0	0	0	0	0	0	0	0	0
Hashish	0	0	0	0	0	0	0	0	0
Heroin	0	0	8	2	0	0	0	0	10
High Grade Marijuana	0	0	0	0	0	0	0	0	0
Ketamine	0	0	0	0	0	0	0	0	0
LSD	0	0	0	0	0	2	0	0	2
Marijuana	0	0	0	19	0	0	0	0	19
Marijuana Plants	0	0	0	2	0	0	0	0	2
Medical Marijuana	0	0	0	0	0	0	0	0	0
Methamphetamine/Amphetamine	0	0	1	14	0	0	1	0	16
Paraphernalia	0	0	0	14	0	0	0	0	14
PCP	0	0	0	0	0	0	0	0	0
Prescription Pain Reliever	0	0	1	1	0	0	0	0	2
Prescription Sedative	0	0	0	0	0	0	0	0	0
Prescription Stimulant	0	0	0	0	0	0	0	0	0
Psilocybin (Mushrooms)	0	0	0	0	0	0	0	0	0
Salvia	0	0	0	0	0	0	0	0	0
Steroids	0	0	0	0	0	0	0	0	0
Synthetic Cannabinoids	0	0	0	0	0	0	0	0	0
Unknown Drug	0	0	0	0	0	0	0	0	0
Total	0	0	10	53	0	2	1	0	66

Felony & Misdemeanor Prosecution			
	Gang	Non-Gang	Total
Felony	0	70	70
Misdemeanor-Only	0	1	1
Total	0	71	71

Prescription Drug Prosecutions	
Number of drug prosecutions that involved any prescription drugs	2

Prosecution Projects: Greenlee County Attorney's Office

Grant Number: DC-18-025

Drug Convictions by Offense Type									
	Buy / Receive	Cultivate / Manufacture	Distribute / Sell	Possess / Conceal	Transport / Import	Consume / Use	Other	Unknown	Total
Cocaine (powder)	0	0	2	0	0	0	0	0	2
Crack (cocaine)	0	0	0	0	0	0	0	0	0
Ecstasy (MDMA)	0	0	0	0	0	0	0	0	0
Fentanyl	0	0	0	0	0	0	0	0	0
Hashish	0	0	0	0	0	0	0	0	0
Heroin	0	0	0	1	0	0	0	0	1
High Grade Marijuana	0	0	0	0	0	0	0	0	0
Ketamine	0	0	0	0	0	0	0	0	0
LSD	0	0	0	0	0	0	0	0	0
Marijuana	0	0	0	3	0	0	0	0	3
Marijuana Plants	0	0	0	0	0	0	0	0	0
Medical Marijuana	0	0	0	0	0	0	0	0	0
Methamphetamine/Amphetamine	0	0	0	2	1	0	0	0	3
Paraphernalia	0	0	0	6	0	0	0	0	6
PCP	0	0	0	0	0	0	0	0	0
Prescription Pain Reliever	0	0	0	0	0	0	0	0	0
Prescription Sedative	0	0	0	0	0	0	0	0	0
Prescription Stimulant	0	0	0	0	0	0	0	0	0
Psilocybin (Mushrooms)	0	0	0	0	0	0	0	0	0
Salvia	0	0	0	0	0	0	0	0	0
Steroids	0	0	0	0	0	0	0	0	0
Synthetic Cannabinoids	0	0	0	0	0	0	0	0	0
Unknown Drug	0	0	0	0	0	0	0	0	0
Total	0	0	2	12	1	0	0	0	15

Prescription Drug Convictions	
Number of drug convictions that involved any prescription drugs	2

Drug Offense Convictions by Class			
	Misdemeanor	Felony	Total
Class 1	3	0	3
Class 2	0	2	2
Class 3	0	1	1
Class 4		3	3
Class 5		0	0
Class 6		6	6
Undesignated	0	0	0
Unknown	0	0	0
Total	3	12	15

Persons Convicted for All Drug Offenses	
Plea	13
Jury	2
Non-Jury	0
Total	15

Prosecution Projects: Greenlee County Attorney's Office

Grant Number: DC-18-025

Number of Persons Sentenced for Violent Offenses										
	Prison	Jail	Probation	Split Sentence	Suspended Sentence	Community Service	Fines	Other	Unknown	Total
Violent Drug Related Offenses	0	0	0	0	0	0	0	0	0	0
Violent Non-drug Related Offenses	0	0	0	0	0	0	0	0	0	0
Total	0	0	0	0	0	0	0	0	0	0
Number of Persons Sentenced for Drug Offenses										
Cocaine (powder)	0	0	0	0	0	0	0	0	0	0
Crack (cocaine)	0	0	0	0	0	0	0	0	0	0
Ecstasy (MDMA)	0	0	0	0	0	0	0	0	0	0
Fentanyl	0	0	0	0	0	0	0	0	0	0
Hashish	0	0	0	0	0	0	0	0	0	0
Heroin	0	0	0	0	0	0	0	0	0	0
High Grade Marijuana	0	0	0	0	0	0	0	0	0	0
Ketamine	0	0	0	0	0	0	0	0	0	0
LSD	0	0	0	0	0	0	0	0	0	0
Marijuana	0	0	0	0	0	0	0	0	0	0
Marijuana Plants	0	0	0	0	0	0	0	0	0	0
Medical Marijuana	0	0	0	0	0	0	0	0	0	0
Methamphetamine/Amphetamine	1	0	0	0	0	0	0	0	0	1
Paraphernalia	0	0	0	0	0	0	0	0	0	0
PCP	0	0	0	0	0	0	0	0	0	0
Prescription Pain Reliever	0	0	0	0	0	0	0	0	0	0
Prescription Sedative	0	0	0	0	0	0	0	0	0	0
Prescription Stimulant	0	0	0	0	0	0	0	0	0	0
Psilocybin (Mushrooms)	0	0	0	0	0	0	0	0	0	0
Salvia	0	0	0	0	0	0	0	0	0	0
Steroids	0	0	0	0	0	0	0	0	0	0
Synthetic Cannabinoids	0	0	0	0	0	0	0	0	0	0
Unknown Drug	0	0	0	0	0	0	0	0	0	0
Total	1	0	0	0	0	0	0	0	0	1

Prescription Drug Sentenced	
Number of drug offenders sentenced that involved any prescription drugs	0

Asset Forfeitures		
	Number	Value
Aircraft	0	\$0
Currency	0	\$0
Other	0	\$0
Other Financial Instrument	0	\$0
Real Property (Real Estate)	0	\$0
Vehicles	2	\$3,100
Vessels	0	\$0
Weapons	0	\$0
Total	2	\$3,100

Total Forefeiture Cases	
Received through Referral	2
Concluded	2
Pending	2

Training	
Number of Trainings Attended	4
Number of Trainings Provided	4
Community Meetings Held	13
School Presentations Offered	1



La Paz County Attorney's Office

Approved Budget FY 2018	
Personnel	47,489
Employee Related Expenditures	18,991
Total	\$66,480
Fund Source:	
Federal - Byrne/JAG	\$ 26,592
State	\$ 23,268
Match	\$ 16,620

Project Description

This program is administered by the La Paz County Attorney's Office (LPCAO). This project provides the ability to handle drug and gang prosecution and asset forfeiture litigation cases for law enforcement agencies in La Paz County successfully.

Objective

To seek justice for the victims of drug and gang-related crimes; prosecute and convict drug and gang-related offenders in a fair, judicious, and expedient manner.

Activity Summary

In FY 2018, LPCAO received 301 drug offense referrals resulting in 125 drug convictions, of which 89 (71-percent) were classified as felonies and 36 (29-percent) as misdemeanors. Of drug convictions by drug type, a total of 36 (29-percent) were for methamphetamine/amphetamine, and 79 (63-percent) were for marijuana. Of the drug convictions by offense type, 108 (86-percent) were for charges of possession/concealing, 16 (13-percent) were for transportation/importation.

Of the 125 individuals sentenced for drug offenses, 80 (64-percent) received jail, 18 (14-percent) received probation, and 11 (9-percent) received prison. A total of 39 (31-percent) of the cases sentenced involved methamphetamine/amphetamine and 80 (64-percent) involved marijuana.

A total value of \$699,424 in assets were forfeited during the FY 2018 program year, including 12 vehicles, and currency totaling \$590,687. A total of 49 forfeiture cases were received through referrals of which, 32 were concluded.

Selected Quarterly Highlights

- Border Patrol agents observed a man driving a vehicle eastbound on Interstate 10, just west of the Arizona/California border. The agents observed indicators of nervous behavior from the driver, consistent with attempts to conceal himself from their presence. The agents followed the vehicle, and as they did so, they observed the driver cross multiple lanes of the road, applying his brakes excessively and engaging in other evasive action. The Border Patrol agents stopped the driver of the vehicle for an immigration check. The driver and a passenger both consented to a search of the vehicle. The search located 105 grams of methamphetamine, items of drug paraphernalia and \$5,325.60 in US currency. The driver pleaded guilty to Transportation of Dangerous Drugs for Sale and was sentenced to five (5) calendar years in the Arizona Department of Corrections.
- The Defendant was in a vehicle that was stopped as part of a kidnapping investigation. One of the occupants of the vehicle had reported that she was being kidnapped. During the stop, officers could smell an odor of marijuana coming from the vehicle. A search of the vehicle was conducted, where officers located 3 grams of marijuana, 3 grams of cocaine packaged for sale, and \$76,465.00 in US currency. The Defendant pleaded guilty to an amended count of possession of narcotic drugs and was sentenced to 2.5 years in the Arizona Department of Corrections.

- A man was observed by law enforcement officers lying on his side in the middle of a roadway in Ehrenberg, Arizona. While conducting a welfare check of the man, officers found baggies containing cocaine and methamphetamine. The Defendant pleaded guilty to Possession of Drug Paraphernalia and was sentenced to 6 months in the Arizona Department of Corrections.

Performance Benchmarks

All agencies are required to estimate performance benchmarks according to their program area. While these benchmark measures are not all-inclusive of program performance, they provide a method of determining program success and efficacy and support evidence-based programming.

Performance Measure	FY 2018 Estimated	FY 2018 Actual
Conviction Rate	68%	52%
Cost per Conviction	\$782.12	\$ 531.84
Percentage of Forfeitures Concluded	80%	65%
Percentage of Convicted Offenders Incarcerated	59%	73%

Prosecution Projects: La Paz County Attorney's Office

Grant Number: DC-18-026

Drug Outcome Summary										
	Drug Offenses					Non-Drug Offenses				Total
	Drug Only	Drug & Violent	Drug & Gang-Related	Drug, Viol. & Gang-Related	Drug Total	Violent Only	Gang-Related Only	Violent & Gang-Related	Non-Drug Total	
Cases referred this reporting period	301	0	0	0	301	0	0	0	0	301
Declined to Prosecute: No lab analysis	0	0	0	0	0	0	0	0	0	0
Declined to Prosecute: Department Report Problems	0	0	0	0	0	0	0	0	0	0
Declined to Prosecute: No Conviction Likely	0	0	0	0	0	0	0	0	0	0
Declined to Prosecute: Assisted in Another Prosecution	0	0	0	0	0	0	0	0	0	0
Declined to Prosecute: Other	0	0	0	0	0	0	0	0	0	0
Deferred to a Diversion Program	38	0	0	0	38	0	0	0	0	38
Prosecuted	125	0	0	0	125	0	0	0	0	125
Dismissed With or Without Prejudice	116	0	0	0	116	0	0	0	0	116
Acquitted	0	0	0	0	0	0	0	0	0	0
Convicted	125	0	0	0	125	0	0	0	0	125
Total Concluded Cases	241	0	0	0	241	0	0	0	0	241

Drug Prosecutions by Offense Type									
	Buy / Receive	Cultivate / Manufacture	Distribute / Sell	Possess / Conceal	Transport / Import	Consume / Use	Other	Unknown	Total
Cocaine (powder)	0	0	0	1	0	0	0	0	1
Crack (cocaine)	0	0	0	0	0	0	0	0	0
Ecstasy (MDMA)	0	0	0	0	0	0	0	0	0
Fentanyl	0	0	0	0	0	0	0	0	0
Hashish	0	0	0	0	0	0	0	0	0
Heroin	0	0	0	0	3	0	0	0	3
High Grade Marijuana	0	0	0	0	0	0	0	0	0
Ketamine	0	0	0	0	0	0	0	0	0
LSD	0	0	0	0	0	0	0	0	0
Marijuana	0	0	0	67	12	0	0	0	79
Marijuana Plants	0	0	0	0	0	0	0	0	0
Medical Marijuana	0	0	0	0	0	0	0	0	0
Methamphetamine/Amphetamine	0	0	0	40	0	0	0	0	40
Paraphernalia	0	0	0	0	0	0	0	0	0
PCP	0	0	0	0	0	0	0	0	0
Prescription Pain Reliever	0	0	0	0	0	0	0	0	0
Prescription Sedative	0	0	0	0	0	0	0	0	0
Prescription Stimulant	0	0	0	0	0	0	0	0	0
Psilocybin (Mushrooms)	0	0	0	0	0	0	0	0	0
Salvia	0	0	0	0	0	0	0	0	0
Steroids	0	0	0	0	0	0	0	0	0
Synthetic Cannabinoids	0	0	0	0	0	0	0	0	0
Unknown Drug	0	0	0	0	1	0	0	1	2
Total	0	0	0	108	16	0	0	1	125

Felony & Misdemeanor Prosecution			
	Gang	Non-Gang	Total
Felony	0	90	90
Misdemeanor-Only	0	35	35
Total	0	125	125

Prescription Drug Prosecutions	
Number of drug prosecutions that involved any prescription drugs	0

Prosecution Projects: La Paz County Attorney's Office

Grant Number: DC-18-026

Drug Convictions by Offense Type									
	Buy / Receive	Cultivate / Manufacture	Distribute / Sell	Possess / Conceal	Transport / Import	Consume / Use	Other	Unknown	Total
Cocaine (powder)	0	0	0	1	0	0	0	0	1
Crack (cocaine)	0	0	0	0	0	0	0	0	0
Ecstasy (MDMA)	0	0	0	0	0	0	0	0	0
Fentanyl	0	0	0	0	0	0	0	0	0
Hashish	0	0	0	0	0	0	0	0	0
Heroin	0	0	0	0	3	0	0	0	3
High Grade Marijuana	0	0	0	0	0	0	0	0	0
Ketamine	0	0	0	0	1	0	0	0	1
LSD	0	0	0	0	0	0	0	0	0
Marijuana	0	0	0	67	12	0	0	0	79
Marijuana Plants	0	0	0	0	0	0	0	0	0
Medical Marijuana	0	0	0	0	0	0	0	0	0
Methamphetamine/Amphetamine	0	0	0	36	0	0	0	0	36
Paraphernalia	0	0	0	0	0	0	0	0	0
PCP	0	0	0	4	0	0	0	0	4
Prescription Pain Reliever	0	0	0	0	0	0	0	0	0
Prescription Sedative	0	0	0	0	0	0	0	0	0
Prescription Stimulant	0	0	0	0	0	0	0	0	0
Psilocybin (Mushrooms)	0	0	0	0	0	0	0	0	0
Salvia	0	0	0	0	0	0	0	0	0
Steroids	0	0	0	0	0	0	0	0	0
Synthetic Cannabinoids	0	0	0	0	0	0	0	0	0
Unknown Drug	0	0	0	0	0	0	0	1	1
Total	0	0	0	108	16	0	0	1	125

Prescription Drug Convictions	
Number of drug convictions that involved any prescription drugs	0

Drug Offense Convictions by Class			
	Misdemeanor	Felony	Total
Class 1	36	0	36
Class 2	0	1	1
Class 3	0	5	5
Class 4		20	20
Class 5		10	10
Class 6		53	53
Undesignated	0	0	0
Unknown	0	0	0
Total	36	89	125

Persons Convicted for All Drug Offenses	
Plea	125
Jury	0
Non-Jury	0
Total	125

Prosecution Projects: La Paz County Attorney's Office

Grant Number: DC-18-026

Number of Persons Sentenced for Violent Offenses										
	Prison	Jail	Probation	Split Sentence	Suspended Sentence	Community Service	Fines	Other	Unknown	Total
Violent Drug Related Offenses	0	0	0	0	0	0	0	0	0	0
Violent Non-drug Related Offenses	0	0	0	0	0	0	0	0	0	0
Total	0	0	0	0	0	0	0	0	0	0
Number of Persons Sentenced for Drug Offenses										
Cocaine (powder)	1	0	0	0	0	0	0	0	0	1
Crack (cocaine)	0	0	0	0	0	0	0	0	0	0
Ecstasy (MDMA)	0	0	0	0	0	0	0	0	0	0
Fentanyl	0	0	0	0	0	0	0	0	0	0
Hashish	0	0	0	0	0	0	0	0	0	0
Heroin	2	1	0	0	0	0	0	0	0	3
High Grade Marijuana	0	0	0	0	0	0	0	0	0	0
Ketamine	0	1	0	0	0	0	0	0	0	1
LSD	0	0	0	0	0	0	0	0	0	0
Marijuana	2	58	11	0	0	0	8	1	0	80
Marijuana Plants	0	0	0	0	0	0	0	0	0	0
Medical Marijuana	0	0	0	0	0	0	0	0	0	0
Methamphetamine/Amphetamine	6	19	7	0	0	0	7	0	0	39
Paraphernalia	0	0	0	0	0	0	0	0	0	0
PCP	0	0	0	0	0	0	0	0	0	0
Prescription Pain Reliever	0	0	0	0	0	0	0	0	0	0
Prescription Sedative	0	0	0	0	0	0	0	0	0	0
Prescription Stimulant	0	0	0	0	0	0	0	0	0	0
Psilocybin (Mushrooms)	0	0	0	0	0	0	0	0	0	0
Salvia	0	0	0	0	0	0	0	0	0	0
Steroids	0	0	0	0	0	0	0	0	0	0
Synthetic Cannabinoids	0	0	0	0	0	0	0	0	0	0
Unknown Drug	0	1	0	0	0	0	0	0	0	1
Total	11	80	18	0	0	0	15	1	0	125

Prescription Drug Sentenced

Number of drug offenders sentenced that involved any prescription drugs	0
---	---

Asset Forfeitures

	Number	Value
Aircraft	0	\$0
Currency	19	\$590,687
Other	1	\$10,709
Other Financial Instrument	0	\$0
Real Property (Real Estate)	0	\$0
Vehicles	12	\$98,028
Vessels	0	\$0
Weapons	0	\$0
Total	32	\$699,424

Total Forefeiture Cases

Received through Referral	49
Concluded	32
Pending	17

Training

Number of Trainings Attended	15
Number of Trainings Provided	0
Community Meetings Held	1
School Presentations Offered	0



Maricopa County Attorney's Office

Approved Budget FY 2018	
Personnel	818,210
Employee Related Expenditures	279,407
Total	\$1,097,617
Fund Source:	
Federal - Byrne/JAG	\$ 439,047
State	\$ 384,166
Match	\$ 274,404

Project Description

This program is administered by the Maricopa County Attorney's Office (MCAO), which assigns investigators directly to multi-jurisdictional task forces in Maricopa County. The two trial bureaus and one diversion section maintain 24-hour on-call attorneys to assist law enforcement agencies throughout Maricopa County in narcotics case development, investigation, and processing. The diversion section screens and evaluates drug use law violators for an extensive deferred prosecution program.

Objective

To vigorously prosecute those who commit crimes within Maricopa County; reduce crime related to illegal drug activities, gangs, and address violence; provide the highest quality service and maintain the integrity of the criminal justice system throughout the prosecution phase and seek to implement, promote and participate in programs that reduce crime and enhance the quality of community life.

Activity Summary

In FY 2018, the MCAO received 23,030 drug offense referrals resulting in 11,190 drug convictions, of which 10,125 (90-percent) were classified as felonies and 1,065 (10-percent) as misdemeanors. Of drug convictions by drug type, a total of 3,934 (35-percent) involved methamphetamine/amphetamine 2,814 (25-percent) involved marijuana, and 1,697 (15-percent) involved paraphernalia. Of the drug convictions by offense type, 9,287 (83-percent) were for charges of possession/concealing, and 686 (6-percent) were for distribution/selling.

Of the 3,926 individuals sentenced for drug offenses, 2,663 (67-percent) received probation, and 767 (20-percent) received a prison sentence. A total of 1,172 (30-percent) of the cases sentenced involved paraphernalia, 1,192 (30-percent) involved marijuana, and 1,071 (27-percent) involved methamphetamine/amphetamine.

A total value of \$5,759,922 in assets was forfeited in FY 2018, including 236 vehicles and 441 weapons. During the year, 519 forfeiture cases were received through referrals, and 599 cases were concluded.

Selected Quarterly Highlights

- Phoenix Police saw a suspect conduct a hand to hand drug transaction in the area around the Central Arizona Shelter System (CASS) homeless shelter. Police approached the suspect, who walked toward a third male and attempted to give that male a blue bag surreptitiously. Inside the bag, police found 20 hand wrapped cigarettes that appeared to contain spice, a baggie of a green substance believed to be spice and two small plastic vials containing a liquid that was believed to be spice. The suspect was placed under arrest and searched. In the suspect's vehicle, police found approximately 200 cigar/cigarette papers, 24 vials of suspected spice, \$26 and a notebook that had been used as a drug ledger. The suspect was charged with Possession of Dangerous Drugs for Sale and Possession of Drug Paraphernalia. During the reporting period, the case went to trial during which the Defendant testified and explained that the drug ledger was a type of accounting

log for food stamp cards he holds onto for the homeless for safekeeping. After only an hour of deliberations, the jury found him guilty on both counts.

- In a case brought against an Arizona man, the Defendant pled guilty to Conspiracy to Commit Possession of Dangerous Drugs for Sale, a class 2 felony with one prior felony conviction. In this case, Police responded to a call of a person waving a gun in a hotel common area and came into contact with the Defendant. The Defendant consented to a search of his bag during the investigation, where officers found nearly a half pound of methamphetamine. While being detained, the Defendant offered to contact the individual who waved the gun in an attempt to lure the individual back to the hotel, so that officers could make contact with that individual. During the investigation, the Defendant was cooperative and admitted he sold small amounts of methamphetamine. However, the Defendant claimed the methamphetamine in the bag found with him was not his. He stated that he grabbed the bag as he was exiting a hotel room when the individual waving the gun began acting out. The Defendant was sentenced to 9.25 years in the Arizona Department of Corrections.
- The Mesa Police Department executed a lawful search of the Defendant's trailer. During a search officers located in a hollowed out portion of the kitchen stove several items, including approximately 41.2 grams of methamphetamine; a .410 sawed-off shotgun; several drug pipes used to smoke methamphetamine; and a scale with methamphetamine residue. Officers also located additional items across the trailer residence during the search, including approximately \$491 in the north bedroom; a monitor with surveillance cameras; two glass pipes with burnt residue; and approximately \$1,941 in the east shed. The Defendant was arrested a short time later at a nearby location. The Defendant admitted selling methamphetamine and using methamphetamine. The Defendant was found guilty of: Count 1: Possession of Dangerous Drugs for Sale, a class 2 felony, Count 2: Misconduct Involving Weapons, a class 4 felony, Count 3: Possession of Drug Paraphernalia, a class 6 felony, and Count 4: Possession of Drug Paraphernalia, a class 6 felony. The Defendant was out of custody and failed to appear for the verdict. Sentencing is pending his apprehension.
- During the reporting period, the Defendant received a sentence of 12 years flat time in prison for Possession of Dangerous Drugs for Sale, and Misconduct Involving Weapons. The Defendant had an outstanding felony arrest warrant for a pending auto theft case when officers located him at a local hotel. When the Defendant was taken into custody on the warrant, detectives located a handgun, a bag containing seven baggies with a total of 42 grams of methamphetamine, a glass methamphetamine pipe, \$562.00 in cash and \$1,100.00 in counterfeit currency. The Defendant admitted to printing the counterfeit currency to use to flee the State due to his felony arrest warrant. The Defendant ultimately pled guilty and was sentenced in January 2018, to 12 years flat time in prison due to his criminal history and the nature of the new offense.

Performance Benchmarks

All agencies are required to estimate performance benchmarks according to their program area. While these benchmark measures are not all-inclusive of program performance, they provide a method of determining program success and efficacy and support evidence-based programming.

Performance Measure	FY 2018 Estimated	FY 2018 Actual
Conviction Rate	89%	89%
Cost per Conviction	\$96.51	\$ 72.83
Percentage of Forfeitures Concluded	91%	115%
Percentage of Convicted Offenders Incarcerated	16%	5%

Prosecution Projects: Maricopa County Attorney's Office

Grant Number: DC-18-027

Drug Outcome Summary										
	Drug Offenses					Non-Drug Offenses				Total
	Drug Only	Drug & Violent	Drug & Gang-Related	Drug, Viol. & Gang-Related	Drug Total	Violent Only	Gang-Related Only	Violent & Gang-Related	Non-Drug Total	
Cases referred this reporting period	21,243	481	1,227	79	23,030	8,087	1,166	768	10,021	33,051
Declined to Prosecute: No lab analysis	1,255	70	59	9	1,393	50	16	10	76	1,469
Declined to Prosecute: Department Report Problems	1,272	96	85	19	1,472	427	87	52	566	2,038
Declined to Prosecute: No Conviction Likely	1,518	54	98	7	1,677	1,191	159	87	1,437	3,114
Declined to Prosecute: Assisted in Another Prosecution	427	12	35	2	476	73	56	15	144	620
Declined to Prosecute: Other	912	39	50	9	1,010	1,456	176	89	1,721	2,731
Deferred to a Diversion Program	424	1	10	0	435	4	11	0	15	450
Prosecuted	14,732	724	1,012	149	16,617	4,707	646	613	5,966	22,583
Dismissed With or Without Prejudice	1,333	29	8	1	1,371	367	20	19	406	1,777
Acquitted	9	0	0	0	9	28	0	0	28	37
Convicted	10,247	639	288	16	11,190	3,709	110	62	3,881	15,071
Total Concluded Cases	11,589	668	296	17	12,570	4,104	130	81	4,315	16,885

Drug Prosecutions by Offense Type									
	Buy / Receive	Cultivate / Manufacture	Distribute / Sell	Possess / Conceal	Transport / Import	Consume / Use	Other	Unknown	Total
Cocaine (powder)	0	0	56	557	34	0	0	0	647
Crack (cocaine)	0	0	4	101	17	0	0	0	122
Ecstasy (MDMA)	0	0	0	0	0	0	0	0	0
Fentanyl	0	0	0	8	0	0	51	0	59
Hashish	0	0	0	0	0	0	0	0	0
Heroin	0	0	163	2,033	70	0	0	0	2,266
High Grade Marijuana	0	0	0	0	0	0	0	0	0
Ketamine	0	0	0	0	0	0	0	0	0
LSD	0	0	2	11	0	0	0	0	13
Marijuana	0	5	197	4,411	123	0	0	1	4,737
Marijuana Plants	0	0	0	0	0	0	0	0	0
Medical Marijuana	0	0	0	0	0	0	0	0	0
Methamphetamine/Amphetamine	0	1	351	6,050	86	0	0	0	6,488
Other Drug	16	4	90	678	20	3	0	0	811
Paraphernalia	0	7	0	453	0	127	0	0	587
PCP	0	0	1	4	0	0	0	0	5
Prescription Pain Reliever	0	0	0	0	0	0	0	0	0
Prescription Sedative	0	0	0	15	0	0	0	0	15
Prescription Stimulant	1	0	0	27	0	0	0	0	28
Psilocybin (Mushrooms)	0	0	0	0	0	0	0	0	0
Salvia	0	0	0	0	0	0	0	0	0
Steroids	0	0	0	0	0	0	0	0	0
Synthetic Cannabinoids	0	0	0	0	0	0	0	0	0
Unknown Drug	0	0	13	4	0	0	331	491	839
Total	17	17	877	14,352	350	130	382	492	16,617

Felony & Misdemeanor Prosecution			
	Gang	Non-Gang	Total
Felony	2,352	19,744	22,096
Misdemeanor-Only	67	420	487
Total	2,419	20,164	22,583

Prescription Drug Prosecutions	
Number of drug prosecutions that involved any prescription drugs	44

Prosecution Projects: Maricopa County Attorney's Office

Grant Number: DC-18-027

Drug Convictions by Offense Type									
	Buy / Receive	Cultivate / Manufacture	Distribute / Sell	Possess / Conceal	Transport / Import	Consume / Use	Other	Unknown	Total
Cocaine (powder)	0	0	41	152	34	0	0	0	227
Crack (cocaine)	0	0	4	50	12	0	0	0	66
Ecstasy (MDMA)	0	0	0	0	0	0	0	0	0
Fentanyl	0	0	0	0	0	0	25	0	25
Hashish	0	0	0	0	0	0	0	0	0
Heroin	0	0	129	1,218	46	0	0	0	1,393
High Grade Marijuana	0	0	0	0	0	0	0	0	0
Ketamine	0	0	0	0	0	0	0	0	0
LSD	0	0	3	2	0	0	0	0	5
Marijuana	0	9	233	2,426	145	0	0	1	2,814
Marijuana Plants	0	0	0	0	0	0	0	0	0
Medical Marijuana	0	0	0	0	0	0	0	0	0
Methamphetamine/Amphetamine	0	1	236	3,624	73	0	0	0	3,934
Other Drug	2	0	29	126	8	0	0	0	165
Paraphernalia	0	16	0	1,680	0	0	0	1	1,697
PCP	0	0	4	3	0	0	0	0	7
Prescription Pain Reliever	0	0	0	0	0	0	0	0	0
Prescription Sedative	1	0	0	1	0	0	0	0	2
Prescription Stimulant	0	0	0	3	0	0	0	0	3
Psilocybin (Mushrooms)	0	0	0	0	0	0	0	0	0
Salvia	0	0	0	0	0	0	0	0	0
Steroids	0	0	0	0	0	0	0	0	0
Synthetic Cannabinoids	0	0	0	0	0	0	0	0	0
Unknown Drug	0	0	7	2	0	0	118	725	852
Total	3	26	686	9,287	318	0	143	727	11,190

Prescription Drug Convictions

Number of drug convictions that involved any prescription drugs	5
---	---

Drug Offense Convictions by Class

	Misdemeanor	Felony	Total
Class 1	1,064	2	1,066
Class 2	1	675	676
Class 3	0	89	89
Class 4		6,000	6,000
Class 5		17	17
Class 6		2,470	2,470
Undesignated	0	800	800
Unknown	0	72	72
Total	1,065	10,125	11,190

Persons Convicted for All Drug Offenses

Plea	11,117
Jury	65
Non-Jury	8
Total	11,190

Prosecution Projects: Maricopa County Attorney's Office

Grant Number: DC-18-027

Number of Persons Sentenced for Violent Offenses										
	Prison	Jail	Probation	Split Sentence	Suspended Sentence	Community Service	Fines	Other	Unknown	Total
Violent Drug Related Offenses	166	0	100	53	0	0	0	31	0	350
Violent Non-drug Related Offenses	805	7	909	403	0	0	3	853	0	2,980
Total	971	7	1,009	456	0	0	3	884	0	3,330
Number of Persons Sentenced for Drug Offenses										
Cocaine (powder)	18	0	33	5	0	0	0	2	0	58
Crack (cocaine)	13	0	9	6	0	0	0	0	0	28
Ecstasy (MDMA)	0	0	0	0	0	0	0	0	0	0
Fentanyl	1	0	3	2	0	0	0	0	0	6
Hashish	0	0	0	0	0	0	0	0	0	0
Heroin	102	0	164	56	0	0	2	11	0	335
High Grade Marijuana	0	0	0	0	0	0	0	0	0	0
Ketamine	0	0	0	0	0	0	0	0	0	0
LSD	0	0	1	0	0	0	0	0	0	1
Marijuana	106	6	998	55	0	0	1	26	0	1,192
Marijuana Plants	0	0	0	0	0	0	0	0	0	0
Medical Marijuana	0	0	0	0	0	0	0	0	0	0
Methamphetamine/Amphetamine	404	0	483	143	0	0	4	37	0	1,071
Other Drug	12	0	16	5	0	0	0	0	0	33
Paraphernalia	109	2	951	62	0	0	2	46	0	1,172
PCP	0	0	1	0	0	0	0	0	0	1
Prescription Pain Reliever	0	0	0	0	0	0	0	0	0	0
Prescription Sedative	0	0	0	0	0	0	0	0	0	0
Prescription Stimulant	0	0	0	0	0	0	0	0	0	0
Psilocybin (Mushrooms)	0	0	0	0	0	0	0	0	0	0
Salvia	0	0	0	0	0	0	0	0	0	0
Steroids	0	0	0	0	0	0	0	0	0	0
Synthetic Cannabinoids	0	0	0	0	0	0	0	0	0	0
Unknown Drug	2	1	4	13	0	0	1	8	0	29
Total	767	9	2,663	347	0	0	10	130	0	3,926

Prescription Drug Sentenced	
Number of drug offenders sentenced that involved any prescription drugs	2

Asset Forfeitures		
	Number	Value
Aircraft	0	\$0
Currency	1,109	\$5,759,908
Other	525	\$4
Other Financial Instrument	0	\$0
Real Property (Real Estate)	4	\$2
Vehicles	236	\$4
Vessels	0	\$0
Weapons	441	\$4
Total	2,315	\$5,759,922

Total Forefeiture Cases	
Received through Referral	519
Concluded	599
Pending	0

Training	
Number of Trainings Attended	48
Number of Trainings Provided	9
Community Meetings Held	1
School Presentations Offered	3



[Return to Table of Contents](#)

Mohave County Attorney's Office

Approved Budget FY 2018	
Personnel	104,882
Employee Related Expenditures	45,043
Total	\$149,925
Fund Source:	
Federal - Byrne/JAG	\$ 59,970
State	\$ 52,474
Match	\$ 37,481

Project Description

This program is administered by the Mohave County Attorney's Office (MCAO) to effectively charge and prosecute drug law violators arrested by the Mohave Area General Narcotics Enforcement Team (MAGNET) and carry out civil litigation to obtain the forfeiture of assets seized from drug traffickers. The project handles drug and gang case prosecutions for all law enforcement agencies in Mohave County, one of the counties that make up Arizona's portion of the federally designated Southwest Border High-Intensity Drug Trafficking Area (HIDTA).

Objective

To reduce illicit drug activity in Mohave County through the successful prosecution of all drug offenders, and to aid law enforcement by supporting and guiding officers so that major traffickers, distribution organizations and manufacturers/producers can be brought to justice.

Activity Summary

In FY 2018, MCAO received 2,202 drug offense referrals resulting in 1,340 drug convictions, of which 814 (61-percent) were classified as a misdemeanor and 526 (39-percent) as felonies. Of the drug convictions by drug type, a total of 1,033 (77-percent) involved paraphernalia, 151 (11-percent) involved methamphetamine/amphetamine, and 74 (5-percent) involved marijuana. Of the drug convictions by offense type, 1,189 (89-percent) were charges of possession/concealing and 148 (11-percent) from distribution/selling charges.

Of the 1,314 individuals sentenced for drug offenses, 648 (49-percent) received probation, 377 (29-percent) received a split sentence, 172 (13-percent) received prison, 87 (7-percent) received fines, and 28 (2-percent) received a jail sentence. A total of 1,027 (78-percent) of the cases sentenced involved paraphernalia, 132 (10-percent) involved methamphetamine/ amphetamine and 74 (6-percent) involved marijuana.

A total value of \$1,394,857 in assets was forfeited in FY 2018, including ten vehicles and 14 weapons. A total of 36 forfeiture cases were received through referrals, and 42 were concluded.

Selected Quarterly Highlights

- MAGNET task force officers executed a lawful search warrant in the early morning hours at an address in Kingman. Detectives searched the man's room and discovered approximately 60 grams of methamphetamine, 12 grams of heroin, another 3 grams of cocaine, and other items consistent with drug distribution. The target of the search warrant is currently under indictment and facing at least five calendar years in prison.
- MAGNET task force officers directed local law enforcement to stop a vehicle getting off of Interstate 40 in Kingman. Once the subject vehicle was stopped, officers identified a female occupant and the target of the investigation, as well as the female target of the investigation. After a drug-

detecting canine alerted on the vehicle, officers searched and discovered 4 ounces of heroin. The target later admitted to officers that she had been a source of a steady supply of methamphetamine and heroin to the Kingman area since 2015. The target was sentenced to prison for ten calendar years in March 2018 and awaits disposition of a federal criminal case in California. The female occupant traveling in the target subject's vehicle remains under indictment.

- Arizona Department of Public Safety detectives, in conjunction with MAGNET and GIITEM detectives, executed a series of search warrants in the greater Bullhead City during an investigation of a drug trafficking organization headed by two male subjects, also known as "The Twins." Detectives obtained admissions from several low-level members of the organization. Subsequently, traffic stops led to the apprehension of both male subjects with a half-pound of methamphetamine a piece. Both individuals are currently under indictment in Mohave County Superior Court.
- A long-term investigation culminated in Kingman, with MAGNET task force officers stopping a male subject, lawfully searching his residence, and discovering approximately 11 grams of heroin and another 4.3 grams of methamphetamine. Officers received no less than six subjects arriving at the residence to purchase heroin and methamphetamine. The male subject is currently under indictment and jailed with no possibility of bond.
- Department of Public Safety GIITEM detectives conducted a traffic stop in Kingman, AZ of a female subject. The subject had previously been convicted of involvement in a methamphetamine sales ring. During the search of her vehicle, officers discovered approximately 1 pound of methamphetamine. A Mohave County jury convicted the female subject of possessing methamphetamine for sale, and she currently awaits a mandatory sentence with the Arizona Department of Corrections and will serve every day of a sentence imposed by the court.
- Lake Havasu City Police Department MAGNET detectives worked with MAGNET attorneys to begin investigating a female subject and her small-scale drug dealing operation. Over the course of the following three months, detectives built cases on the female subject and eight individuals associated with her, culminating in a search of the subject's home. Detectives discovered 74.9 grams of methamphetamine, approximately 26.4 grams of heroin, and 114 oxycodone pills. During her arrest, detectives discovered an additional 23.2 grams of methamphetamine and 5.4 grams of heroin. The subject and her associates were indicted, and the female subject faces a mandatory prison sentence.

Performance Benchmarks

All agencies are required to estimate performance benchmarks according to their program area. While these benchmark measures are not all-inclusive of program performance, they provide a method of determining program success and efficacy and support evidence-based programming.

Performance Measure	FY 2018 Estimated	FY 2018 Actual
Conviction Rate	84%	76%
Cost per Conviction	\$116.06	\$ 98.63
Percentage of Forfeitures Concluded	95%	117%
Percentage of Convicted Offenders Incarcerated	44%	13%

Prosecution Projects: Mohave County Attorney's Office

Grant Number: DC-18-028

Drug Outcome Summary										
	Drug Offenses					Non-Drug Offenses				Total
	Drug Only	Drug & Violent	Drug & Gang-Related	Drug, Viol. & Gang-Related	Drug Total	Violent Only	Gang-Related Only	Violent & Gang-Related	Non-Drug Total	
Cases referred this reporting period	2,174	27	1	0	2,202	418	0	3	421	2,623
Declined to Prosecute: No lab analysis	0	0	0	0	0	0	0	0	0	0
Declined to Prosecute: Department Report Problems	118	1	0	0	119	28	0	0	28	147
Declined to Prosecute: No Conviction Likely	26	0	0	0	26	31	0	0	31	57
Declined to Prosecute: Assisted in Another Prosecution	0	0	0	0	0	0	0	0	0	0
Declined to Prosecute: Other	73	0	0	0	73	15	0	0	15	88
Deferred to a Diversion Program	1	0	0	0	1	0	0	0	0	1
Prosecuted	1,664	13	1	0	1,678	311	0	0	311	1,989
Dismissed With or Without Prejudice	334	3	0	0	337	127	0	0	127	464
Acquitted	1	0	0	0	1	4	0	0	4	5
Convicted	1,329	10	1	0	1,340	180	0	0	180	1,520
Total Concluded Cases	1,664	13	1	0	1,678	311	0	0	311	1,989

Drug Prosecutions by Offense Type									
	Buy / Receive	Cultivate / Manufacture	Distribute / Sell	Possess / Conceal	Transport / Import	Consume / Use	Other	Unknown	Total
Cocaine (powder)	0	0	7	4	0	0	0	0	11
Crack (cocaine)	0	0	0	0	0	0	0	0	0
Ecstasy (MDMA)	0	0	0	0	0	0	0	0	0
Fentanyl	0	0	1	0	0	0	0	0	1
Hashish	0	0	0	0	0	0	0	0	0
Heroin	0	2	34	51	8	0	0	0	95
High Grade Marijuana	0	0	0	0	0	0	0	0	0
Ketamine	0	0	0	0	0	0	0	0	0
LSD	0	0	0	0	0	0	0	0	0
Marijuana	0	0	33	115	14	0	0	0	162
Marijuana Plants	0	0	0	0	0	0	0	0	0
Medical Marijuana	0	0	0	0	0	0	0	0	0
Methamphetamine/Amphetamine	0	0	60	139	21	0	0	0	220
Other Drug	0	0	0	3	1	0	0	0	4
Paraphernalia	0	0	0	1,151	0	0	0	0	1,151
PCP	0	0	0	0	0	0	0	0	0
Prescription Pain Reliever	0	0	1	15	0	0	1	0	17
Prescription Sedative	0	0	0	15	1	0	0	0	16
Prescription Stimulant	0	0	0	0	0	0	0	0	0
Psilocybin (Mushrooms)	0	0	0	0	0	0	0	0	0
Salvia	0	0	0	0	0	0	0	0	0
Steroids	0	0	0	0	0	0	0	0	0
Synthetic Cannabinoids	0	0	0	1	0	0	0	0	1
Unknown Drug	0	0	0	0	0	0	0	0	0
Total	0	2	136	1,494	45	0	1	0	1,678

Felony & Misdemeanor Prosecution			
	Gang	Non-Gang	Total
Felony	0	954	954
Misdemeanor-Only	0	1,035	1,035
Total	0	1,989	1,989

Prescription Drug Prosecutions	
Number of drug prosecutions that involved any prescription drugs	33

Prosecution Projects: Mohave County Attorney's Office

Grant Number: DC-18-028

Drug Convictions by Offense Type									
	Buy / Receive	Cultivate / Manufacture	Distribute / Sell	Possess / Conceal	Transport / Import	Consume / Use	Other	Unknown	Total
Cocaine (powder)	0	0	6	3	0	0	0	0	9
Crack (cocaine)	0	0	0	0	0	0	0	0	0
Ecstasy (MDMA)	0	0	0	0	0	0	0	0	0
Fentanyl	0	0	1	0	0	0	0	0	1
Hashish	0	0	0	0	0	0	0	0	0
Heroin	0	2	37	14	0	0	0	0	53
High Grade Marijuana	0	0	0	0	0	0	0	0	0
Ketamine	0	0	0	0	0	0	0	0	0
LSD	0	0	0	0	0	0	0	0	0
Marijuana	0	0	41	33	0	0	0	0	74
Marijuana Plants	0	0	0	0	0	0	0	0	0
Medical Marijuana	0	0	0	0	0	0	0	0	0
Methamphetamine/Amphetamine	0	0	60	91	0	0	0	0	151
Other Drug	0	0	1	1	0	0	0	0	2
Paraphernalia	0	0	0	1,033	0	0	0	0	1,033
PCP	0	0	0	0	0	0	0	0	0
Prescription Pain Reliever	0	0	1	7	0	0	1	0	9
Prescription Sedative	0	0	1	6	0	0	0	0	7
Prescription Stimulant	0	0	0	0	0	0	0	0	0
Psilocybin (Mushrooms)	0	0	0	0	0	0	0	0	0
Salvia	0	0	0	0	0	0	0	0	0
Steroids	0	0	0	0	0	0	0	0	0
Synthetic Cannabinoids	0	0	0	1	0	0	0	0	1
Unknown Drug	0	0	0	0	0	0	0	0	0
Total	0	2	148	1,189	0	0	1	0	1,340

Prescription Drug Convictions	
Number of drug convictions that involved any prescription drugs	16

Drug Offense Convictions by Class			
	Misdemeanor	Felony	Total
Class 1	802	0	802
Class 2	12	67	79
Class 3	0	54	54
Class 4		122	122
Class 5		13	13
Class 6		118	118
Undesignated	0	152	152
Unknown	0	0	0
Total	814	526	1,340

Persons Convicted for All Drug Offenses	
Plea	1,318
Jury	19
Non-Jury	3
Total	1,340

Prosecution Projects: Mohave County Attorney's Office

Grant Number: DC-18-028

Number of Persons Sentenced for Violent Offenses										
	Prison	Jail	Probation	Split Sentence	Suspended Sentence	Community Service	Fines	Other	Unknown	Total
Violent Drug Related Offenses	7	0	1	3	0	0	0	0	0	11
Violent Non-drug Related Offenses	67	0	62	50	0	0	1	0	0	180
Total	74	0	63	53	0	0	1	0	0	191
Number of Persons Sentenced for Drug Offenses										
Cocaine (powder)	7	0	2	0	0	0	0	0	0	9
Crack (cocaine)	0	0	0	0	0	0	0	0	0	0
Ecstasy (MDMA)	0	0	0	0	0	0	0	0	0	0
Fentanyl	0	0	0	0	0	0	0	0	0	0
Hashish	0	0	0	0	0	0	0	0	0	0
Heroin	28	0	21	4	0	0	0	0	0	53
High Grade Marijuana	0	0	0	0	0	0	0	0	0	0
Ketamine	0	0	0	0	0	0	0	0	0	0
LSD	0	0	0	0	0	0	0	0	0	0
Marijuana	3	2	48	12	0	0	9	0	0	74
Marijuana Plants	0	0	0	0	0	0	0	0	0	0
Medical Marijuana	0	0	0	0	0	0	0	0	0	0
Methamphetamine/Amphetamine	82	0	36	13	0	0	1	0	0	132
Other Drug	0	0	1	0	0	0	1	0	0	2
Paraphernalia	48	26	532	344	0	1	75	1	0	1,027
PCP	0	0	0	0	0	0	0	0	0	0
Prescription Pain Reliever	2	0	3	4	0	0	0	0	0	9
Prescription Sedative	1	0	5	0	0	0	1	0	0	7
Prescription Stimulant	0	0	0	0	0	0	0	0	0	0
Psilocybin (Mushrooms)	0	0	0	0	0	0	0	0	0	0
Salvia	0	0	0	0	0	0	0	0	0	0
Steroids	0	0	0	0	0	0	0	0	0	0
Synthetic Cannabinoids	1	0	0	0	0	0	0	0	0	1
Unknown Drug	0	0	0	0	0	0	0	0	0	0
Total	172	28	648	377	0	1	87	1	0	1,314

Prescription Drug Sentenced	
Number of drug offenders sentenced that involved any prescription drugs	16

Asset Forfeitures		
	Number	Value
Aircraft	0	\$0
Currency	40	\$1,315,240
Other	31	\$11,380
Other Financial Instrument	2	\$9,400
Real Property (Real Estate)	0	\$0
Vehicles	10	\$53,507
Vessels	0	\$0
Weapons	14	\$5,330
Total	97	\$1,394,857

Total Forefeiture Cases	
Received through Referral	36
Concluded	42
Pending	87

Training	
Number of Trainings Attended	6
Number of Trainings Provided	0
Community Meetings Held	0
School Presentations Offered	0



[Return to Table of Contents](#)

Navajo County Attorney's Office

Approved Budget FY 2018	
Personnel	81,409
Employee Related Expenditures	29,252
Total	\$110,661
Fund Source:	
Federal - Byrne/JAG	\$ 44,265
State	\$ 38,731
Match	\$ 27,665

Project Description

This program is administered by the Navajo County Attorney's Office (NCAO). This project provides for full-time, dedicated case prosecution and asset forfeiture litigation services to the Navajo County Major Crimes Apprehension Team (MCAT) and other law enforcement agencies in Navajo County.

Objective

To reduce and eventually eliminate the use, sale, manufacture, and transportation of illicit and controlled substances within Navajo County.

Activity Summary

In FY 2018 NCAO efforts resulted in a total of 195 drug convictions, of which 61 (31-percent) were classified as a misdemeanor, and 134 (69-percent) were felonies. Of the drug convictions by drug type, a total of 48 (25-percent) involved paraphernalia, 64 (33-percent) involved marijuana, and 67 (34-percent) involved methamphetamine/amphetamine. Of the drug convictions by offense type, 115 (59-percent) were for possession/concealing, 38 (19-percent) were for transportation/importation, and two (less than 1-percent) were for distribution/selling.

Of the 158 individuals sentenced for drug offenses, 73 (46-percent) received probation, 26 (16-percent) received fines, and 36 (23-percent) received a prison sentence. A total of 47 (30-percent) of the cases sentenced involved paraphernalia, 53 (34-percent) involved marijuana, and 46 (29-percent) involved methamphetamine/amphetamine.

A total value of \$146,273 in assets was forfeited in FY 2018. A total of 35 forfeiture cases were received through referrals, and 22 were concluded.

Selected Quarterly Highlights

- A local man, who had given himself the name "The Weed Guy," even going as far as to create a cartoon character with a green cap, would regularly post this cartoon on Facebook and would use the social media outlet to brag about his marijuana grow operation and sales. We executed a warrant on his house and found 37 plants and over 4 pounds of processed marijuana.
- A jury trial recently concluded, which involved two law enforcement agencies, one which was the Navajo County MCAT team. A detective for Pinetop-Lakeside Police Department and is part of MCAT was the case agent and accomplished all of the background investigative work that led to getting a tracker warrant for the female defendant's vehicle. We used the tracker to determine that the Defendant was coming back to Navajo County from the valley. An NCSO deputy made a stop of the Defendant's vehicle on her return to Navajo County, during the stop the Deputy's K9 alerted to drugs in the vehicle and several ounces of methamphetamine was discovered. We did three

suppression hearings on this case before going to trial. During the trial, both the PLPD officer and MCSO deputy testified. Another deputy of NCSO was also called as a qualified expert in drug interdiction. His testimony was invaluable at trial. The Defendant was found guilty, and her sentencing took place in April 2018.

- In collaboration with MCAT and DEA, we made a deal with a drug courier of 30 pounds of marijuana to drop our charges, to do a controlled delivery and to become a confidential informant on the other end. We were also approached by a defendant, who received a high bond amount for transporting methamphetamine because she wants to do a free talk. Given the large amount of meth this defendant was hauling, we have invited HSI and DOJ to the interview.

Performance Benchmarks

All agencies are required to estimate performance benchmarks according to their program area. While these benchmark measures are not all-inclusive of program performance, they provide a method of determining program success and efficacy and support evidence-based programming.

Performance Measure	FY 2018 Estimated	FY 2018 Actual
Conviction Rate	83%	80%
Cost per Conviction	\$553.31	\$ 567.49
Percentage of Forfeitures Concluded	88%	63%
Percentage of Convicted Offenders Incarcerated	28%	23%

Prosecution Projects: Navajo County Attorney's Office

Grant Number: DC-18-029

Drug Outcome Summary										
	Drug Offenses					Non-Drug Offenses				Total
	Drug Only	Drug & Violent	Drug & Gang-Related	Drug, Viol. & Gang-Related	Drug Total	Violent Only	Gang-Related Only	Violent & Gang-Related	Non-Drug Total	
Cases referred this reporting period	266	0	0	0	266	0	0	0	0	266
Declined to Prosecute: No lab analysis	0	0	0	0	0	0	0	0	0	0
Declined to Prosecute: Department Report Problems	0	0	0	0	0	0	0	0	0	0
Declined to Prosecute: No Conviction Likely	4	0	0	0	4	0	0	0	0	4
Declined to Prosecute: Assisted in Another Prosecution	0	0	0	0	0	0	0	0	0	0
Declined to Prosecute: Other	1	0	0	0	1	0	0	0	0	1
Deferred to a Diversion Program	15	0	0	0	15	0	0	0	0	15
Prosecuted	195	0	0	0	195	0	0	0	0	195
Dismissed With or Without Prejudice	50	0	0	0	50	0	0	0	0	50
Acquitted	0	0	0	0	0	0	0	0	0	0
Convicted	195	0	0	0	195	0	0	0	0	195
Total Concluded Cases	245	0	0	0	245	0	0	0	0	245

Drug Prosecutions by Offense Type									
	Buy / Receive	Cultivate / Manufacture	Distribute / Sell	Possess / Conceal	Transport / Import	Consume / Use	Other	Unknown	Total
Cocaine (powder)	0	0	0	0	0	0	0	0	0
Crack (cocaine)	0	0	0	0	0	0	0	0	0
Ecstasy (MDMA)	0	0	0	0	0	0	0	0	0
Fentanyl	0	0	0	0	0	0	0	0	0
Hashish	0	0	0	0	0	0	0	0	0
Heroin	0	0	0	4	0	0	0	0	4
High Grade Marijuana	0	0	0	0	0	0	0	0	0
Ketamine	0	0	0	0	0	0	0	0	0
LSD	0	0	0	0	0	0	0	0	0
Marijuana	0	0	1	35	28	0	0	0	64
Marijuana Plants	0	0	0	0	0	0	0	0	0
Medical Marijuana	0	0	0	0	0	0	0	0	0
Methamphetamine/Amphetamine	0	0	1	56	10	0	0	0	67
Paraphernalia	0	0	0	48	0	0	0	0	48
PCP	0	0	0	0	0	0	0	0	0
Prescription Pain Reliever	0	0	0	2	0	0	0	0	2
Prescription Sedative	0	0	0	3	0	0	0	0	3
Prescription Stimulant	0	0	0	0	0	0	0	0	0
Psilocybin (Mushrooms)	0	0	0	0	0	0	0	0	0
Salvia	0	0	0	0	0	0	0	0	0
Steroids	0	0	0	0	0	0	0	0	0
Synthetic Cannabinoids	0	0	0	0	0	0	0	0	0
Unknown Drug	0	0	1	6	0	0	0	0	7
Total	0	0	3	154	38	0	0	0	195

Felony & Misdemeanor Prosecution			
	Gang	Non-Gang	Total
Felony	0	134	134
Misdemeanor-Only	0	61	61
Total	0	195	195

Prescription Drug Prosecutions	
Number of drug prosecutions that involved any prescription drugs	5

Prosecution Projects: Navajo County Attorney's Office

Grant Number: DC-18-029

Drug Convictions by Offense Type									
	Buy / Receive	Cultivate / Manufacture	Distribute / Sell	Possess / Conceal	Transport / Import	Consume / Use	Other	Unknown	Total
Cocaine (powder)	0	0	0	0	0	0	0	0	0
Crack (cocaine)	0	0	0	0	0	0	0	0	0
Ecstasy (MDMA)	0	0	0	0	0	0	0	0	0
Fentanyl	0	0	0	0	0	0	0	0	0
Hashish	0	0	0	0	0	0	0	0	0
Heroin	0	0	0	1	0	3	0	0	4
High Grade Marijuana	0	0	0	0	0	0	0	0	0
Ketamine	0	0	0	0	0	0	0	0	0
LSD	0	0	0	0	0	0	0	0	0
Marijuana	0	0	1	21	28	14	0	0	64
Marijuana Plants	0	0	0	0	0	0	0	0	0
Medical Marijuana	0	0	0	0	0	0	0	0	0
Methamphetamine/Amphetamine	0	0	1	47	10	9	0	0	67
Paraphernalia	0	0	0	38	0	10	0	0	48
PCP	0	0	0	0	0	0	0	0	0
Prescription Pain Reliever	0	0	0	2	0	0	0	0	2
Prescription Sedative	0	0	0	0	0	3	0	0	3
Prescription Stimulant	0	0	0	0	0	0	0	0	0
Psilocybin (Mushrooms)	0	0	0	0	0	0	0	0	0
Salvia	0	0	0	0	0	0	0	0	0
Steroids	0	0	0	0	0	0	0	0	0
Synthetic Cannabinoids	0	0	0	0	0	0	0	0	0
Unknown Drug	0	0	0	6	0	1	0	0	7
Total	0	0	2	115	38	40	0	0	195

Prescription Drug Convictions	
Number of drug convictions that involved any prescription drugs	5

Drug Offense Convictions by Class			
	Misdemeanor	Felony	Total
Class 1	59	3	62
Class 2	2	31	33
Class 3	0	11	11
Class 4		54	54
Class 5		5	5
Class 6		30	30
Undesignated	0	0	0
Unknown	0	0	0
Total	61	134	195

Persons Convicted for All Drug Offenses	
Plea	195
Jury	0
Non-Jury	0
Total	195

Prosecution Projects: Navajo County Attorney's Office

Grant Number: DC-18-029

Number of Persons Sentenced for Violent Offenses										
	Prison	Jail	Probation	Split Sentence	Suspended Sentence	Community Service	Fines	Other	Unknown	Total
Violent Drug Related Offenses	0	0	0	0	0	0	0	0	0	0
Violent Non-drug Related Offenses	0	0	0	0	0	0	0	0	0	0
Total	0	0	0	0	0	0	0	0	0	0
Number of Persons Sentenced for Drug Offenses										
Cocaine (powder)	0	0	0	0	0	0	0	0	0	0
Crack (cocaine)	0	0	0	0	0	0	0	0	0	0
Ecstasy (MDMA)	0	0	0	0	0	0	0	0	0	0
Fentanyl	0	0	0	0	0	0	0	0	0	0
Hashish	0	0	0	0	0	0	0	0	0	0
Heroin	0	1	2	0	0	0	0	0	0	3
High Grade Marijuana	0	0	0	0	0	0	0	0	0	0
Ketamine	0	0	0	0	0	0	0	0	0	0
LSD	0	0	0	0	0	0	0	0	0	0
Marijuana	7	4	37	0	0	0	5	0	0	53
Marijuana Plants	0	0	0	0	0	0	0	0	0	0
Medical Marijuana	0	0	0	0	0	0	0	0	0	0
Methamphetamine/Amphetamine	28	3	15	0	0	0	0	0	0	46
Paraphernalia	0	0	13	0	1	0	19	14	0	47
PCP	0	0	0	0	0	0	0	0	0	0
Prescription Pain Reliever	0	0	2	0	0	0	0	0	0	2
Prescription Sedative	1	0	0	0	0	0	2	0	0	3
Prescription Stimulant	0	0	0	0	0	0	0	0	0	0
Psilocybin (Mushrooms)	0	0	0	0	0	0	0	0	0	0
Salvia	0	0	0	0	0	0	0	0	0	0
Steroids	0	0	0	0	0	0	0	0	0	0
Synthetic Cannabinoids	0	0	0	0	0	0	0	0	0	0
Unknown Drug	0	0	4	0	0	0	0	0	0	4
Total	36	8	73	0	1	0	26	14	0	158

Prescription Drug Sentenced	
Number of drug offenders sentenced that involved any prescription drugs	5

Asset Forfeitures		
	Number	Value
Aircraft	0	\$0
Currency	39	\$146,273
Other	0	\$0
Other Financial Instrument	0	\$0
Real Property (Real Estate)	0	\$0
Vehicles	0	\$0
Vessels	0	\$0
Weapons	0	\$0
Total	39	\$146,273

Total Forefeiture Cases	
Received through Referral	35
Concluded	22
Pending	63

Training	
Number of Trainings Attended	4
Number of Trainings Provided	6
Community Meetings Held	1
School Presentations Offered	3



Pima County Attorney's Office

Approved Budget FY 2018	
Personnel	338,670
Employee Related Expenditures	83,245
Total	\$421,915
Fund Source:	
Federal - Byrne/JAG	\$ 168,766
State	\$ 147,670
Match	\$ 105,479

Project Description

This program is administered by the Pima County Attorney's Office (PCAO), the Tandem Prosecution for the Tucson/Pima Counter Narcotics Alliance (CNA) and provides prosecution and court litigation services for all law enforcement agencies in Pima County. Pima is one of the counties federally designated as a Southwest Border High-Intensity Drug Trafficking Area (HIDTA).

Objective

To reduce and prevent drug-related crime by collaborating with the CAN to conduct narcotics investigations and tandem prosecutions, as well as prosecuting felony narcotics cases presented by individual law enforcement agencies operating in the county.

Activity Summary

In FY 2018, PCAO received 2,153 drug offense referrals resulting in 1,077 drug convictions, of which 1,076 (99.9-percent) were classified as felonies and 1 (less than 1-percent) as misdemeanors. Of the drug convictions by offense type, 755 (70-percent) were for charges of possession/concealing, and 125 (12-percent) were for distribution/selling. Of the drug convictions by drug type, 211 (20-percent) involved methamphetamine/amphetamine, 68 (6-percent) involved heroin, 306 (28-percent) involved cocaine/crack.

Of the 1,300 individuals sentenced for drug offenses, 674 (52-percent) received probation, 402 (31-percent) received prison, and 126 (10-percent) received a split sentence. A total of 358 (28-percent) of the cases sentenced involved methamphetamine/amphetamine, 116 (9-percent) involved heroin, 383 (29-percent) involved cocaine/crack, 123 (10-percent) involved an unknown drug.

A total value of \$4,695,988 in assets was forfeited in FY 2018, including 198 vehicles, 225 weapons, and 15 real estate properties. A total of 296 forfeiture cases were received through referrals, and 312 were concluded.

Selected Quarterly Highlights

- C.N.A task force undercover officers, at the request of Tucson Police Department, undertook a three-month long investigation of the open air drug market sales taking place at Santa Rita Park. Undercover officers patiently started making small-time drug buys to gather intelligence and ultimately work their way back to the person, or persons, who were believed to be supplying most of the park's dealers. After several months of investigation, C.N.A. was able to identify the house and two brothers who were supplying the dealers. Search warrants were executed against the suspected supply houses. Although only half an ounce of heroin was seized during the execution of the warrants, one of the brothers admitted that he was selling heroin and methamphetamine and that his source of supply was the other suspected brother. The investigation resulted in an 18 count indictment against five defendants. Eleven of the counts were for either sale or possession for sale

of a narcotic drug (heroin) or sale or possession for sale of a dangerous drug (methamphetamine). Also, several guns were seized during the search warrant of a 2nd brother, who was a prohibited possessor.

- A defendant was sentenced to one year in jail and a consecutive term of probation after he pled guilty to Negligent Homicide in the drug overdose death of a male. The male was determined to have died from an overdose of fentanyl and alprazolam. A diverted medical fentanyl patch was attached to the male's shoulder. One charge of manslaughter with two drug sale counts was approved by the grand jury as to the defendant selling the deceased male the drugs that caused his death.
- C.N.A. and the PCAO participated in an undercover investigation of two cousins in Tucson, who both operated smoke shops and convenience stores, and were suspected of selling the Spice from their store and also in bulk quantity to other dealers. Using confidential sources, surveillance, and an undercover officer, C.N.A. was able to approach the cousins and purchase several pounds of Spice. The cases were approved by the grand jury after four simultaneous search warrants were executed to discover either cash proceeds or additional Spice. Spice is known to be a dangerous, harmful drug which is used by persons in Tucson who tend to commit numerous property crimes as an incentive to acquire more spice. The benefits of the operation, taking pounds of spice off the streets and removing a source of supply, were greatly appreciated.
- Pima County Attorney's Office prosecutor secured the indictment of a male defendant and 17 co-defendants in Pima County Superior Court. The Defendant was the organizer of a drug trafficking organization which operated continuously in Pima County from 2010 to 2016. The organization utilized shipping companies to transport numerous packages of marijuana throughout the U.S. The payments for the marijuana loads were mostly made by way of bank "funnel accounts." The painstaking investigation of the banking records over the five year period revealed that about five million dollars in payments were laundered in connection with the marijuana sales and shipments. About 11 convictions have been secured thus far. The leader of the organization, the Defendant, pled guilty rather than face trial and was sentenced to a ten-year prison sentence. This prosecution was the result of a successful collaboration with the Counter Narcotics Alliance, Pima County's multi-agency task force, which is located at the HIDTA center.

Performance Benchmarks

All agencies are required to estimate performance benchmarks according to their program area. While these benchmark measures are not all-inclusive of program performance, they provide a method of determining program success and efficacy and support evidence-based programming.

Performance Measure	FY 2018 Estimated	FY 2018 Actual
Conviction Rate	88%	74%
Cost per Conviction	\$200.91	\$ 265.69
Percentage of Forfeitures Concluded	94%	105%
Percentage of Convicted Offenders Incarcerated	24%	27%

Prosecution Projects: Pima County Attorney's Office

Grant Number: DC-18-030

Drug Outcome Summary										
	Drug Offenses					Non-Drug Offenses				Total
	Drug Only	Drug & Violent	Drug & Gang-Related	Drug, Viol. & Gang-Related	Drug Total	Violent Only	Gang-Related Only	Violent & Gang-Related	Non-Drug Total	
Cases referred this reporting period	2,095	57	0	1	2,153	1,969	2	0	1,971	4,124
Declined to Prosecute: No lab analysis	0	0	0	0	0	0	0	0	0	0
Declined to Prosecute: Department Report Problems	69	1	0	0	70	20	0	0	20	90
Declined to Prosecute: No Conviction Likely	15	0	0	0	15	51	0	0	51	66
Declined to Prosecute: Assisted in Another Prosecution	0	0	0	0	0	0	0	0	0	0
Declined to Prosecute: Other	554	5	0	0	559	674	0	0	674	1,233
Deferred to a Diversion Program	65	0	0	0	65	0	0	0	0	65
Prosecuted	2,413	79	0	1	2,493	1,084	2	0	1,086	3,579
Dismissed With or Without Prejudice	245	7	0	0	252	309	1	6	316	568
Acquitted	0	0	0	0	0	1	0	0	1	1
Convicted	1,037	37	2	1	1,077	506	1	4	511	1,588
Total Concluded Cases	1,282	44	2	1	1,329	816	2	10	828	2,157

Drug Prosecutions by Offense Type									
	Buy / Receive	Cultivate / Manufacture	Distribute / Sell	Possess / Conceal	Transport / Import	Consume / Use	Other	Unknown	Total
Cocaine (powder)	22	5	24	164	2	66	0	3	286
Crack (cocaine)	2	0	0	1	0	6	0	0	9
Ecstasy (MDMA)	1	0	0	1	0	0	0	0	2
Fentanyl	1	2	0	1	0	2	0	0	6
Hashish	5	1	0	7	0	10	0	2	25
Heroin	49	15	10	6	4	209	0	7	300
High Grade Marijuana	0	0	0	0	0	0	0	0	0
Ketamine	0	0	0	0	0	0	0	0	0
LSD	0	0	0	0	0	0	0	0	0
Marijuana	19	0	0	0	0	5	0	1	25
Marijuana Plants	0	19	0	0	0	0	0	0	19
Medical Marijuana	0	0	0	0	0	0	0	0	0
Methamphetamine/Amphetamine	46	7	2	3	4	324	0	12	398
Other Drug	0	0	13	265	3	0	0	6	287
Paraphernalia	0	0	0	0	0	6	0	0	6
PCP	0	0	0	2	0	0	0	0	2
Prescription Pain Reliever	0	0	3	6	2	9	0	0	20
Prescription Sedative	2	0	0	6	0	3	0	0	11
Prescription Stimulant	0	0	0	0	0	0	0	0	0
Psilocybin (Mushrooms)	0	0	0	0	0	1	0	0	1
Salvia	0	0	0	0	0	0	0	0	0
Steroids	0	0	0	0	0	0	0	0	0
Synthetic Cannabinoids	4	0	0	4	0	0	0	0	8
Unknown Drug	0	0	11	51	3	2	0	1,021	1,088
Total	151	49	63	517	18	643	0	1,052	2,493

Felony & Misdemeanor Prosecution			
	Gang	Non-Gang	Total
Felony	3	3,525	3,528
Misdemeanor-Only	0	51	51
Total	3	3,576	3,579

Prescription Drug Prosecutions	
Number of drug prosecutions that involved any prescription drugs	32

Prosecution Projects: Pima County Attorney's Office

Grant Number: DC-18-030

Drug Convictions by Offense Type									
	Buy / Receive	Cultivate / Manufacture	Distribute / Sell	Possess / Conceal	Transport / Import	Consume / Use	Other	Unknown	Total
Cocaine (powder)	1	0	38	251	5	4	0	5	304
Crack (cocaine)	2	0	0	0	0	0	0	0	2
Ecstasy (MDMA)	0	0	0	0	0	0	0	0	0
Fentanyl	0	0	0	0	0	0	0	0	0
Hashish	0	0	0	7	0	0	0	3	10
Heroin	3	1	26	18	0	20	0	0	68
High Grade Marijuana	0	0	0	0	0	0	0	0	0
Ketamine	0	0	0	0	0	0	0	0	0
LSD	0	0	0	0	0	0	0	0	0
Marijuana	2	0	0	1	0	0	0	0	3
Marijuana Plants	0	1	0	0	0	0	0	0	1
Medical Marijuana	0	0	0	0	0	0	0	0	0
Methamphetamine/Amphetamine	1	0	7	160	1	42	0	0	211
Other Drug	0	0	25	241	1	0	0	2	269
Paraphernalia	0	0	0	0	0	0	0	0	0
PCP	0	0	3	3	0	0	0	0	6
Prescription Pain Reliever	0	0	10	10	0	0	0	1	21
Prescription Sedative	0	0	1	9	0	1	0	0	11
Prescription Stimulant	0	0	0	0	0	0	0	0	0
Psilocybin (Mushrooms)	0	0	0	2	0	0	0	0	2
Salvia	0	0	0	0	0	0	0	0	0
Steroids	0	0	0	0	0	0	0	0	0
Synthetic Cannabinoids	0	0	0	1	0	0	0	0	1
Unknown Drug	0	0	15	52	1	0	0	100	168
Total	9	2	125	755	8	67	0	111	1,077

Prescription Drug Convictions	
Number of drug convictions that involved any prescription drugs	32

Drug Offense Convictions by Class			
	Misdemeanor	Felony	Total
Class 1	1	0	1
Class 2	0	152	152
Class 3	0	5	5
Class 4		707	707
Class 5		12	12
Class 6		196	196
Undesignated	0	0	0
Unknown	0	4	4
Total	1	1,076	1,077

Persons Convicted for All Drug Offenses	
Plea	1,074
Jury	3
Non-Jury	0
Total	1,077

Number of Persons Sentenced for Violent Offenses										
	Prison	Jail	Probation	Split Sentence	Suspended Sentence	Community Service	Fines	Other	Unknown	Total
Violent Drug Related Offenses	23	0	4	1	0	0	0	0	0	28
Violent Non-drug Related Offenses	393	8	203	54	0	0	0	29	0	687
Total	416	8	207	55	0	0	0	29	0	715
Number of Persons Sentenced for Drug Offenses										
Cocaine (powder)	112	5	194	42	0	1	0	26	0	380
Crack (cocaine)	0	0	3	0	0	0	0	0	0	3
Ecstasy (MDMA)	0	0	0	0	0	0	0	1	0	1
Fentanyl	0	0	0	0	0	0	0	0	0	0
Hashish	3	0	12	0	0	0	0	1	0	16
Heroin	30	0	70	5	0	0	0	11	0	116
High Grade Marijuana	0	0	0	0	0	0	0	0	0	0
Ketamine	0	0	0	0	0	0	0	0	0	0
LSD	0	0	0	0	0	0	0	0	0	0
Marijuana	0	0	8	0	0	0	0	0	0	8
Marijuana Plants	0	0	11	0	0	0	0	0	0	11
Medical Marijuana	0	0	0	0	0	0	0	0	0	0
Methamphetamine/Amphetamine	117	4	176	43	0	0	0	18	0	358
Other Drug	81	5	117	22	0	0	0	7	0	232
Paraphernalia	0	1	0	0	0	0	0	1	0	2
PCP	1	0	3	1	0	0	0	1	0	6
Prescription Pain Reliever	3	1	15	2	0	0	0	5	0	26
Prescription Sedative	2	0	12	1	0	0	0	1	0	16
Prescription Stimulant	0	0	0	0	0	0	0	0	0	0
Psilocybin (Mushrooms)	0	0	1	0	0	0	0	0	0	1
Salvia	0	0	0	0	0	0	0	0	0	0
Steroids	0	0	0	0	0	0	0	0	0	0
Synthetic Cannabinoids	1	0	0	0	0	0	0	0	0	1
Unknown Drug	52	5	52	10	0	0	0	4	0	123
Total	402	21	674	126	0	1	0	76	0	1,300

Prescription Drug Sentenced	
Number of drug offenders sentenced that involved any prescription drugs	48

Asset Forfeitures		
	Number	Value
Aircraft	0	\$0
Currency	204	\$1,605,249
Other	93	\$81,403
Other Financial Instrument	0	\$0
Real Property (Real Estate)	15	\$2,020,814
Vehicles	198	\$896,592
Vessels	0	\$0
Weapons	225	\$91,930
Total	735	\$4,695,988

Total Forefeiture Cases	
Received through Referral	296
Concluded	312
Pending	609

Training	
Number of Trainings Attended	4
Number of Trainings Provided	2
Community Meetings Held	0
School Presentations Offered	0



Pinal County Attorney's Office

Approved Budget FY 2018	
Personnel	131,934
Employee Related Expenditures	44,742
Total	\$176,676
Fund Source:	
Federal - Byrne/JAG	\$ 70,670
State	\$ 61,837
Match	\$ 44,169

Project Description

This program is administered by the Pinal County Attorney's Office (PCAO) and provides drug and gang case prosecution services generated by the activities of the Pinal County Sheriff's Narcotics Task Force (PCNTF). The unit handles all drug and gang prosecutions for the task force and all other law enforcement agencies in Pinal County. Pinal County is designated as part of the Southwest Border High-Intensity Drug Trafficking Area (HIDTA).

Objective

Pinal County Attorney's Office has five focus areas related to the prosecution of drug-related cases: the interdiction of the international drug trade, the suppression of local drug dealing activity which is often gang-related, the efficient management of simple drug possession cases, drug court and drug diversion programs, and conduct ongoing training for police.

Activity Summary

In FY 2018, PCAO received 1,617 drug offense referrals resulting in 1,218 drug convictions, of which 1,086 (89-percent) were classified as felonies and 132 (11-percent) as misdemeanors. Of the drug convictions by drug type, a total of 675 (55-percent) involved paraphernalia, 150 (12-percent) involved marijuana, and 290 (24-percent) involved methamphetamine/amphetamine. Of the drug convictions by offense type, 1,005 (83-percent) were for possession/concealing, and 148 (12-percent) were for distribution/selling.

Of the 1,196 individuals sentenced for drug offenses, 392 (33-percent) received prison, 545 (46-percent) received probation, and 256 (21-percent) received a split sentence. A total of 670 (56-percent) of the cases sentenced involved paraphernalia, 150 (13-percent) involved marijuana, and 272 (23-percent) involved methamphetamine/amphetamine.

Pinal County's tandem prosecution efforts resulted in \$1,125,399 in assets forfeitures, including 74 vehicles and 17 weapons. There were 131 forfeiture cases received through referral, and 77 of cases were concluded.

Selected Quarterly Highlights

- The PCAO drug prosecutors completed some successful trials during this reporting period. As an example, in *State v. A Female Defendant*, prosecutors obtained guilty verdicts against a defendant who had 13 pounds of powder cocaine hidden in her the minivan. In *State v. A Female Defendant*, another defendant was convicted of possessing an ounce of methamphetamine which she intended to sell it to a friend. In *State v. A Defendant*, prosecutors obtained a guilty verdict in a simple possession of methamphetamine case that began with a simple welfare check by federal agents on a car parked on a rural road.

In early January 2017, the PCAO began to develop an in-house diversion program. The program went "live" in July 2017. Since July, it has grown to provide diversion services to 181

participants, with over 100 diversion participants active at any given time. Over 90% of the felony diversion participants are simple first-time drug offenders who are required to complete drug education and treatment, as well as community service as part of their programs.

- In State v. A Defendant, our PCAO drug prosecutors obtained guilty verdicts in a case involving the Defendant who mailed several ounces of methamphetamine out of state and possessed some firearms despite being a prohibited possessor. In another case, a defendant was convicted at trial of transporting eight pounds of methamphetamine in a vehicle traveling on Interstate 10 towards Phoenix. In State v. a Male Defendant, PCAO grant funded drug prosecutors obtained a guilty verdict and 15.75-year prison sentence in a trial involving a street-level drug dealer.
- In numerous cases, PCAO drug prosecutors were involved with local, state, and federal law enforcement officers before the actual arrests of the suspects and subsequent submittal of charges to our office. As one example, in State v. a Male Defendant, members of the Pinal County Narcotics Task Force, the United States Border Patrol, the Pinal County Anti-Smuggling Unit, the Casa Grande Police Department and our drug prosecutors worked together to focus on a subject who had a long history of drug trafficking in Pinal County, but no prior drug arrests. The successful joint investigation led to the arrest, indictment, and prosecution of this target. Prosecution of the Defendant ultimately resulted in a seven-year prison sentence for both drug trafficking and weapons misconduct charges.
- During this quarter, the PCAO Drug Bureau, in collaboration with the Casa Grande Police Department Narcotics Unit and the Pinal County Narcotics Task Force, facilitated the first Pinal County Multi-Agency Narcotics Officers Meeting in Casa Grande. The purpose of this meeting was to increase the communication between local, state and federal narcotics investigators working within Pinal County, and to address the shared issues and problems the agencies are facing. The topics for this meeting included the use of cell phone forensic data in drug sale cases, a search and seizure issue that was identified in several recent submittals from different agencies, a Miranda/voluntariness issue that was similarly identified, and a presentation regarding changes to the civil forfeiture laws that affect property seized in drug cases.

Performance Benchmarks

All agencies are required to estimate performance benchmarks according to their program area. While these benchmark measures are not all-inclusive of program performance, they provide a method of determining program success and efficacy and support evidence-based programming.

Performance Measure	FY 2018 Estimated	FY 2018 Actual
Conviction Rate	95%	93%
Cost per Conviction	\$199.74	\$ 145.05
Percentage of Forfeitures Concluded	40%	59%
Percentage of Convicted Offenders Incarcerated	32%	32%

Prosecution Projects: Pinal County Attorney's Office

Grant Number: DC-18-031

Drug Outcome Summary										
	Drug Offenses					Non-Drug Offenses				Total
	Drug Only	Drug & Violent	Drug & Gang-Related	Drug, Viol. & Gang-Related	Drug Total	Violent Only	Gang-Related Only	Violent & Gang-Related	Non-Drug Total	
Cases referred this reporting period	1,617	0	0	0	1,617	0	0	0	0	1,617
Declined to Prosecute: No lab analysis	73	0	0	0	73	0	0	0	0	73
Declined to Prosecute: Department Report Problems	0	0	0	0	0	0	0	0	0	0
Declined to Prosecute: No Conviction Likely	73	0	0	0	73	0	0	0	0	73
Declined to Prosecute: Assisted in Another Prosecution	11	0	0	0	11	0	0	0	0	11
Declined to Prosecute: Other	9	0	0	0	9	0	0	0	0	9
Deferred to a Diversion Program	102	0	0	0	102	0	0	0	0	102
Prosecuted	1,871	0	0	0	1,871	0	0	0	0	1,871
Dismissed With or Without Prejudice	95	0	0	0	95	0	0	0	0	95
Acquitted	3	0	0	0	3	0	0	0	0	3
Convicted	1,218	0	0	0	1,218	0	0	0	0	1,218
Total Concluded Cases	1,316	0	0	0	1,316	0	0	0	0	1,316

Drug Prosecutions by Offense Type									
	Buy / Receive	Cultivate / Manufacture	Distribute / Sell	Possess / Conceal	Transport / Import	Consume / Use	Other	Unknown	Total
Cocaine (powder)	0	0	13	52	17	0	0	0	82
Crack (cocaine)	0	0	1	0	0	0	0	0	1
Ecstasy (MDMA)	0	0	0	1	0	0	0	0	1
Fentanyl	0	0	1	0	1	0	0	0	2
Hashish	0	0	0	0	0	0	0	0	0
Heroin	0	0	20	153	42	0	0	0	215
High Grade Marijuana	0	0	0	3	0	0	0	0	3
Ketamine	0	0	0	0	0	0	0	0	0
LSD	0	0	0	2	0	0	0	0	2
Marijuana	0	1	44	239	74	0	0	0	358
Marijuana Plants	0	1	0	0	0	0	0	0	1
Medical Marijuana	0	0	0	0	0	0	0	0	0
Methamphetamine/Amphetamine	0	0	100	607	68	1	0	0	776
Other Drug	0	0	0	2	0	0	0	0	2
Paraphernalia	0	0	0	243	0	0	0	0	243
PCP	0	0	0	2	0	0	0	0	2
Prescription Pain Reliever	0	0	4	59	3	0	0	0	66
Prescription Sedative	0	0	1	8	2	0	0	0	11
Prescription Stimulant	0	0	2	12	0	0	0	0	14
Psilocybin (Mushrooms)	0	0	4	1	0	0	0	0	5
Salvia	0	0	0	0	0	0	0	0	0
Steroids	0	0	0	1	0	0	0	0	1
Synthetic Cannabinoids	0	4	16	45	21	0	0	0	86
Unknown Drug	0	0	0	0	0	0	0	0	0
Total	0	6	206	1,430	228	1	0	0	1,871

Felony & Misdemeanor Prosecution			
	Gang	Non-Gang	Total
Felony	472	1,399	1,871
Misdemeanor-Only	0	0	0
Total	472	1,399	1,871

Prescription Drug Prosecutions	
Number of drug prosecutions that involved any prescription drugs	91

Prosecution Projects: Pinal County Attorney's Office

Grant Number: DC-18-031

Drug Convictions by Offense Type									
	Buy / Receive	Cultivate / Manufacture	Distribute / Sell	Possess / Conceal	Transport / Import	Consume / Use	Other	Unknown	Total
Cocaine (powder)	0	0	7	4	7	0	0	0	18
Crack (cocaine)	0	0	0	0	0	0	0	0	0
Ecstasy (MDMA)	0	0	0	0	0	0	0	0	0
Fentanyl	0	0	0	0	0	0	0	0	0
Hashish	0	0	0	0	0	0	0	0	0
Heroin	0	0	17	34	7	0	0	0	58
High Grade Marijuana	0	0	0	0	0	0	0	0	0
Ketamine	0	0	0	0	0	0	0	0	0
LSD	0	0	0	0	0	0	0	0	0
Marijuana	0	0	44	83	22	0	0	0	149
Marijuana Plants	0	1	0	0	0	0	0	0	1
Medical Marijuana	0	0	0	0	0	0	0	0	0
Methamphetamine/Amphetamine	0	0	73	192	24	0	1	0	290
Paraphernalia	0	0	0	675	0	0	0	0	675
PCP	0	0	0	1	0	0	0	0	1
Prescription Pain Reliever	0	0	2	6	0	0	0	0	8
Prescription Sedative	0	0	2	1	1	0	0	0	4
Prescription Stimulant	0	0	0	2	0	0	0	0	2
Psilocybin (Mushrooms)	0	0	0	0	0	0	0	0	0
Salvia	0	0	0	0	0	0	0	0	0
Steroids	0	0	0	0	0	0	0	0	0
Synthetic Cannabinoids	0	1	3	7	1	0	0	0	12
Unknown Drug	0	0	0	0	0	0	0	0	0
Total	0	2	148	1,005	62	0	1	0	1,218

Prescription Drug Convictions	
Number of drug convictions that involved any prescription drugs	15

Drug Offense Convictions by Class			
	Misdemeanor	Felony	Total
Class 1	132	0	132
Class 2	0	135	135
Class 3	0	73	73
Class 4		221	221
Class 5		13	13
Class 6		300	300
Undesignated	0	344	344
Unknown	0	0	0
Total	132	1,086	1,218

Persons Convicted for All Drug Offenses	
Plea	1,213
Jury	5
Non-Jury	0
Total	1,218

Prosecution Projects: Pinal County Attorney's Office

Grant Number: DC-18-031

Number of Persons Sentenced for Violent Offenses										
	Prison	Jail	Probation	Split Sentence	Suspended Sentence	Community Service	Fines	Other	Unknown	Total
Violent Drug Related Offenses	0	0	0	0	0	0	0	0	0	0
Violent Non-drug Related Offenses	0	0	0	0	0	0	0	0	0	0
Total	0	0	0	0	0	0	0	0	0	0
Number of Persons Sentenced for Drug Offenses										
Cocaine (powder)	6	0	5	7	0	0	0	0	0	18
Crack (cocaine)	0	0	0	0	0	0	0	0	0	0
Ecstasy (MDMA)	0	0	0	0	0	0	0	0	0	0
Fentanyl	0	0	0	0	0	0	0	0	0	0
Hashish	0	0	0	0	0	0	0	0	0	0
Heroin	33	0	14	12	0	0	0	0	0	59
High Grade Marijuana	0	0	0	0	0	0	0	0	0	0
Ketamine	0	0	0	0	0	0	0	0	0	0
LSD	0	0	0	0	0	0	0	0	0	0
Marijuana	44	0	60	45	0	0	0	0	0	149
Marijuana Plants	0	0	0	1	0	0	0	0	0	1
Medical Marijuana	0	0	0	0	0	0	0	0	0	0
Methamphetamine/Amphetamine	163	0	49	60	0	0	0	0	0	272
Paraphernalia	136	3	407	124	0	0	0	0	0	670
PCP	0	0	0	1	0	0	0	0	0	1
Prescription Pain Reliever	4	0	1	2	0	0	0	0	0	7
Prescription Sedative	1	0	3	1	0	0	0	0	0	5
Prescription Stimulant	1	0	1	0	0	0	0	0	0	2
Psilocybin (Mushrooms)	0	0	0	0	0	0	0	0	0	0
Salvia	0	0	0	0	0	0	0	0	0	0
Steroids	0	0	0	0	0	0	0	0	0	0
Synthetic Cannabinoids	4	0	5	3	0	0	0	0	0	12
Unknown Drug	0	0	0	0	0	0	0	0	0	0
Total	392	3	545	256	0	0	0	0	0	1,196

Prescription Drug Sentenced	
Number of drug offenders sentenced that involved any prescription drugs	14

Asset Forfeitures		
	Number	Value
Aircraft	0	\$0
Currency	64	\$813,338
Other	3	\$575
Other Financial Instrument	1	\$235
Real Property (Real Estate)	2	\$76,650
Vehicles	74	\$228,901
Vessels	0	\$0
Weapons	17	\$5,700
Total	161	\$1,125,399

Total Forefeiture Cases	
Received through Referral	131
Concluded	77
Pending	245

Training	
Number of Trainings Attended	31
Number of Trainings Provided	21
Community Meetings Held	12
School Presentations Offered	5



Santa Cruz County Attorney's Office

Approved Budget FY 2018	
Personnel	36,701
Employee Related Expenditures	9,932
Total	\$46,633
Fund Source:	
Federal - Byrne/JAG	\$ 18,653
State	\$ 16,322
Match	\$ 11,658

Project Description

This program is administered by the Santa Cruz County Attorney's Office (SCCAO). The Santa Cruz County Attorney's Drug Prosecution Project provides adult and juvenile drug and gang case prosecution and asset forfeiture litigation services to the Santa Cruz METRO Narcotics Task Force and other law enforcement agencies in Santa Cruz County. Santa Cruz County is designated as a Southwest Border High-Intensity Drug Trafficking Area (HIDTA).

Objective

To reduce drug trafficking, sale, and possession of drugs in Santa Cruz County and to disrupt drug-related gang activity in schools and the community.

Activity Summary

In FY 2018, SCCAO received 247 drug offense referrals resulting in 89 drug convictions, of which 55 (62-percent) were classified as felonies and 34 (38-percent) as misdemeanors. Of the drug convictions by drug type, a total of 15 (17-percent) involved paraphernalia and 36 (40-percent) convictions involved marijuana. Of the drug convictions by offense type, 85 (96-percent) were for charges of possession/concealing, and one (1-percent) were from transportation/importation.

Of the 89 individuals sentenced for drug offenses, 36 (40-percent) received a split sentence, 34 (38-percent) received fines, nine (10-percent) received probation, and nine (10-percent) received a prison sentence. A total of 15 (17-percent) of the cases sentenced involved paraphernalia, 36 (40-percent) involved marijuana, 14 (16-percent) involved heroin, and 13 (15-percent) involved methamphetamine/amphetamine.

The Santa Cruz County's tandem prosecution efforts resulted in \$82,950 in assets forfeitures, including 69 vehicles.

Selected Quarterly Highlights

- The Santa Cruz County Attorney's Office discussed and implemented a new policy for seeking harsher punishments for body carrier drug smugglers, including juvenile offenders. These body carrier cases are extremely dangerous to the smugglers themselves, as well as the community. Harsher punishment is needed to combat the increased use of these techniques, particularly when smugglers use juveniles in these crimes.
- The task force concluded an investigation of a "candy store" operation. The Defendant was selling marijuana and cocaine from his home. Not only did children live in the home, but he was also selling to minors. The prosecution is now pending.

- The County Attorney's Office (CAO) continued its "You Have The Power" campaign, teaching students in the local schools, in areas of drug prevention, and making healthy, safe choices. However, the CAO added a new component this quarter by also joining forces with Team Kids, a Border Patrol youth education program, aimed at preventing juveniles from being recruited by drug trafficking organizations (DTO's). Santa Cruz County shares a border with Mexico, and many students in the county are lured by the DTO's to smuggle drugs through the international ports of entry, on the false pretense that they cannot be prosecuted because they are juveniles and that it is an easy way to make money. The program educates students about the dangers involved in drug operations, including the risks of physical harm and prosecution.
- We revisited the process by which we decide which juvenile drug smuggling cases will be referred for adult prosecution. Our office will continue to review each investigation on a case by case basis. However, we have identified certain cases which will undergo an additional review for consideration of adult charges. The reason for additional review reflects this agency's concerns about drug trafficking organizations using certain juveniles as drug couriers. A secondary review will increase accountability to the offenders and the organizations.

Performance Benchmarks

All agencies are required to estimate performance benchmarks according to their program area. While these benchmark measures are not all-inclusive of program performance, they provide a method of determining program success and efficacy and support evidence-based programming.

Performance Measure	FY 2018 Estimated	FY 2018 Actual
Conviction Rate	87%	83%
Cost per Conviction	\$466.33	\$ 523.97
Percentage of Forfeitures Concluded	71%	0%
Percentage of Convicted Offenders Incarcerated	50%	10%

Prosecution Projects: Santa Cruz County Attorney's Office

Grant Number: DC-18-032

Drug Outcome Summary										
	Drug Offenses					Non-Drug Offenses				Total
	Drug Only	Drug & Violent	Drug & Gang-Related	Drug, Viol. & Gang-Related	Drug Total	Violent Only	Gang-Related Only	Violent & Gang-Related	Non-Drug Total	
Cases referred this reporting period	247	0	0	0	247	0	0	0	0	247
Declined to Prosecute: No lab analysis	0	0	0	0	0	0	0	0	0	0
Declined to Prosecute: Department Report Problems	0	0	0	0	0	0	0	0	0	0
Declined to Prosecute: No Conviction Likely	47	0	0	0	47	0	0	0	0	47
Declined to Prosecute: Assisted in Another Prosecution	0	0	0	0	0	0	0	0	0	0
Declined to Prosecute: Other	1	0	0	0	1	0	0	0	0	1
Deferred to a Diversion Program	0	0	0	0	0	0	0	0	0	0
Prosecuted	237	0	0	0	237	0	0	0	0	237
Dismissed With or Without Prejudice	18	0	0	0	18	0	0	0	0	18
Acquitted	0	0	0	0	0	0	0	0	0	0
Convicted	89	0	0	0	89	0	0	0	0	89
Total Concluded Cases	107	0	0	0	107	0	0	0	0	107

Drug Prosecutions by Offense Type									
	Buy / Receive	Cultivate / Manufacture	Distribute / Sell	Possess / Conceal	Transport / Import	Consume / Use	Other	Unknown	Total
Cocaine (powder)	0	0	0	22	8	0	0	0	30
Crack (cocaine)	0	0	0	0	0	0	0	0	0
Ecstasy (MDMA)	0	0	0	0	0	0	0	0	0
Fentanyl	0	0	0	0	1	0	0	0	1
Hashish	0	0	0	0	0	0	0	0	0
Heroin	0	0	0	10	9	0	0	0	19
High Grade Marijuana	0	0	0	0	0	0	0	0	0
Ketamine	0	0	0	0	0	0	0	0	0
LSD	0	0	0	0	0	0	0	0	0
Marijuana	0	1	0	94	4	0	0	0	99
Marijuana Plants	0	0	0	0	0	0	0	0	0
Medical Marijuana	0	0	0	0	0	0	0	0	0
Methamphetamine/Amphetamine	0	0	0	34	25	0	0	0	59
Other Drug	0	0	0	4	0	0	0	0	4
Paraphernalia	0	0	0	20	0	0	0	0	20
PCP	0	0	0	0	0	0	0	0	0
Prescription Pain Reliever	0	0	0	1	0	0	0	0	1
Prescription Sedative	0	0	0	3	0	0	0	0	3
Prescription Stimulant	0	0	0	0	0	0	0	0	0
Psilocybin (Mushrooms)	0	0	0	1	0	0	0	0	1
Salvia	0	0	0	0	0	0	0	0	0
Steroids	0	0	0	0	0	0	0	0	0
Synthetic Cannabinoids	0	0	0	0	0	0	0	0	0
Unknown Drug	0	0	0	0	0	0	0	0	0
Total	0	1	0	189	47	0	0	0	237

Felony & Misdemeanor Prosecution			
	Gang	Non-Gang	Total
Felony	0	232	232
Misdemeanor-Only	0	5	5
Total	0	237	237

Prescription Drug Prosecutions	
Number of drug prosecutions that involved any prescription drugs	4

Prosecution Projects: Santa Cruz County Attorney's Office

Grant Number: DC-18-032

Drug Convictions by Offense Type									
	Buy / Receive	Cultivate / Manufacture	Distribute / Sell	Possess / Conceal	Transport / Import	Consume / Use	Other	Unknown	Total
Cocaine (powder)	0	0	0	8	0	0	0	0	8
Crack (cocaine)	0	0	0	0	0	0	0	0	0
Ecstasy (MDMA)	0	0	0	0	0	0	0	0	0
Fentanyl	0	0	0	0	0	0	0	0	0
Hashish	0	0	0	0	0	0	0	0	0
Heroin	0	0	0	14	0	0	0	0	14
High Grade Marijuana	0	0	0	0	0	0	0	0	0
Ketamine	0	0	0	0	0	0	0	0	0
LSD	0	0	0	0	0	0	0	0	0
Marijuana	0	0	0	33	0	3	0	0	36
Marijuana Plants	0	0	0	0	0	0	0	0	0
Medical Marijuana	0	0	0	0	0	0	0	0	0
Methamphetamine/Amphetamine	0	0	0	12	1	0	0	0	13
Other Drug	0	0	0	1	0	0	0	0	1
Paraphernalia	0	0	0	15	0	0	0	0	15
PCP	0	0	0	0	0	0	0	0	0
Prescription Pain Reliever	0	0	0	0	0	0	0	0	0
Prescription Sedative	0	0	0	2	0	0	0	0	2
Prescription Stimulant	0	0	0	0	0	0	0	0	0
Psilocybin (Mushrooms)	0	0	0	0	0	0	0	0	0
Salvia	0	0	0	0	0	0	0	0	0
Steroids	0	0	0	0	0	0	0	0	0
Synthetic Cannabinoids	0	0	0	0	0	0	0	0	0
Unknown Drug	0	0	0	0	0	0	0	0	0
Total	0	0	0	85	1	3	0	0	89

Prescription Drug Convictions	
Number of drug convictions that involved any prescription drugs	3

Drug Offense Convictions by Class			
	Misdemeanor	Felony	Total
Class 1	32	0	32
Class 2	2	2	4
Class 3	0	20	20
Class 4		15	15
Class 5		6	6
Class 6		10	10
Undesignated	0	2	2
Unknown	0	0	0
Total	34	55	89

Persons Convicted for All Drug Offenses	
Plea	89
Jury	0
Non-Jury	0
Total	89

Number of Persons Sentenced for Violent Offenses										
	Prison	Jail	Probation	Split Sentence	Suspended Sentence	Community Service	Fines	Other	Unknown	Total
Violent Drug Related Offenses	0	0	0	0	0	0	0	0	0	0
Violent Non-drug Related Offenses	0	0	0	0	0	0	0	0	0	0
Total	0	0	0	0	0	0	0	0	0	0
Number of Persons Sentenced for Drug Offenses										
Cocaine (powder)	1	0	1	4	0	0	2	0	0	8
Crack (cocaine)	0	0	0	0	0	0	0	0	0	0
Ecstasy (MDMA)	0	0	0	0	0	0	0	0	0	0
Fentanyl	0	0	0	0	0	0	0	0	0	0
Hashish	0	0	0	0	0	0	0	0	0	0
Heroin	2	0	2	8	0	0	2	0	0	14
High Grade Marijuana	0	0	0	0	0	0	0	0	0	0
Ketamine	0	0	0	0	0	0	0	0	0	0
LSD	0	0	0	0	0	0	0	0	0	0
Marijuana	4	0	2	15	0	0	15	0	0	36
Marijuana Plants	0	0	0	0	0	0	0	0	0	0
Medical Marijuana	0	0	0	0	0	0	0	0	0	0
Methamphetamine/Amphetamine	1	0	3	8	0	0	1	0	0	13
Other Drug	0	0	0	0	0	1	0	0	0	1
Paraphernalia	1	0	0	0	0	0	14	0	0	15
PCP	0	0	0	0	0	0	0	0	0	0
Prescription Pain Reliever	0	0	1	0	0	0	0	0	0	1
Prescription Sedative	0	0	0	1	0	0	0	0	0	1
Prescription Stimulant	0	0	0	0	0	0	0	0	0	0
Psilocybin (Mushrooms)	0	0	0	0	0	0	0	0	0	0
Salvia	0	0	0	0	0	0	0	0	0	0
Steroids	0	0	0	0	0	0	0	0	0	0
Synthetic Cannabinoids	0	0	0	0	0	0	0	0	0	0
Unknown Drug	0	0	0	0	0	0	0	0	0	0
Total	9	0	9	36	0	1	34	0	0	89

Prescription Drug Sentenced	
Number of drug offenders sentenced that involved any prescription drugs	2

Asset Forfeitures		
	Number	Value
Aircraft	0	\$0
Currency	0	\$0
Other	0	\$0
Other Financial Instrument	0	\$0
Real Property (Real Estate)	0	\$0
Vehicles	69	\$82,950
Vessels	0	\$0
Weapons	0	\$0
Total	69	\$82,950

Total Forefeiture Cases	
Received through Referral	87
Concluded	0
Pending	421

Training	
Number of Trainings Attended	2
Number of Trainings Provided	0
Community Meetings Held	0
School Presentations Offered	9



Tucson City Attorney's Office

Approved Budget FY 2018	
Personnel	177,788
Employee Related Expenditures	91,304
Total	\$269,092
Fund Source:	
Federal - Byrne/JAG	\$ 107,637
State	\$ 94,182
Match	\$ 67,273

Project Description

This program is administered by the Tucson City Prosecutor's Office (TCPO), a division of the Tucson City Attorney's Office (TCAO). The Drug Enforcement Project handles all non-felony drug cases referred by the Tucson Police Department's Counter Narcotics Alliance (CNA) Task Force and the Pima County Attorney's Office (PCAO), along with asset forfeiture cases. The unit prosecutes drug cases in Tucson City Court.

Objective

To consistently and effectively screen, prepare and prosecute misdemeanor drug cases in Tucson City Court, support area law enforcement efforts; successfully process and litigate asset forfeiture cases; and increase opportunities for treatment by expanding the adult diversion program to provide a second level of monitored diversion, which will more fully assess and treat drug addiction.

Activity Summary

In FY 2018 received a total of 8,189 drug offense referrals, of which 506 cases were deferred to a diversion program, 1,433 cases were dismissed, and 1,724 resulted in convictions. All 1,724 drug convictions were of misdemeanor status. Of the drug convictions by offense type, all 1,724 (100-percent) derived from charges of possession/concealing. Of drug convictions by drug type, a total of 1,464 (85-percent) convictions involved paraphernalia, 166 (9-percent) involved marijuana.

Of the 1,724 individuals sentenced for drug offenses, 939 (54-percent) received probation, 693 (40-percent) received a split sentence, and 44 (3-percent) received fines. A total of 1,463 (85-percent) of the cases sentenced were for paraphernalia, and 165 (10-percent) were for marijuana.

Selected Quarterly Highlights

- We continue to battle personnel shortages and turnover. However, we have kept our drug prosecution unit functioning at the same level as before, with the help of the grant and with the aid of good transitional training. We are planning training for our prosecutors where officers from the Tucson Police Department come in to discuss how DUI/Drug cases are investigated and to further inform us of the issues presented by these difficult cases. Having open discussions with the police and the prosecutors always helps both sides to understand better how each aspect of prosecution interacts.
- We processed more cases than we did during the last reporting period. (2,290 as opposed to 1,874). Our conviction, diversion, and dismissal rates, all remained the same which tells us we are maintaining our program goals. The grant monies allow us to staff our drug unit and be consistent in our prosecution, despite continuing budget and personnel constraints placed on our office. These constraints are exacerbated by an uptick in attrition, due to the lack of raises and normal retirement rates. Also, these personnel challenges mean that personnel is rotated in and out of the drug unit.

Despite these challenges, our training procedures and policies ensure the drug cases are handled consistently.

- Recently, one of our prosecutors transitioned into the Drug Unit. As she had never done this assignment before, the nuances of Drug/DUI prosecution were new to her. However, due to our training procedures, she was soon fully acquainted with this new assignment. She also is a very self-motivated person, who went out of her way to learn what she needed. She is now doing very well in her new assignment. The continuing support the drug grant provides ensures we keep attention on the prosecution of these cases.
- We are pursuing an appeal in one of our DUI/Drug cases. The trial Court ruled to suppress evidence, finding that an arresting Officer had to know what substance was impairing the driver before he could arrest him for DUI. In this instance, the police were called because someone was passed out in a car in the middle of the road. The car was in drive. The Officer had difficulty waking the Defendant up and observed many signs and symptoms of impairment. At this point in the investigation, the officer did not know what drug the Defendant had ingested. However, the Officer could rule out alcohol. In general, in a drug case such as these, the Officer conducting the preliminary investigation is not going to know what drug the Defendant has taken. An Officer may have some idea, but it would be impossible to know. This information will not be known until the blood lab comes back which is many months after the arrest for DUI.

Our argument on appeal is that the DUI law takes this into account because the language stresses only that the person is; "...under the influence of ... any drug, a vapor releasing substance containing a toxic substance or any combination of liquor drugs or vapor releasing substance..." ARS 28 1381(A)(1). As long as the Officer has probable cause to believe it is a drug, etc., then the arrest should be good. This position is supported by case law on the issue. Our appeal is pending argument this month, and we are confident the trial court will be reversed.

It is important to pursue this issue because it could have a very negative effect on other DUI/Drug cases because it deals with an interpretation of the language of the DUI statute.

Performance Benchmarks

All agencies are required to estimate performance benchmarks according to their program area. While these benchmark measures are not all-inclusive of program performance, they provide a method of determining program success and efficacy and support evidence-based programming.

Performance Measure	FY 2018 Estimated	FY 2018 Actual
Conviction Rate	56%	55%
Cost per Conviction	\$172.61	\$ 156.09
Percentage of Forfeitures Concluded	*0%	*0%
Percentage of Convicted Offenders Incarcerated	1%	3%

*Forfeitures are no longer being processed by Tucson City Prosecutor's Office.

Prosecution Projects: Tucson City Attorney's Office

Grant Number: DC-18-033

Drug Outcome Summary										
	Drug Offenses					Non-Drug Offenses				Total
	Drug Only	Drug & Violent	Drug & Gang-Related	Drug, Viol. & Gang-Related	Drug Total	Violent Only	Gang-Related Only	Violent & Gang-Related	Non-Drug Total	
Cases referred this reporting period	8,189	0	0	0	8,189	0	0	0	0	8,189
Declined to Prosecute: No lab analysis	0	0	0	0	0	0	0	0	0	0
Declined to Prosecute: Department Report Problems	0	0	0	0	0	0	0	0	0	0
Declined to Prosecute: No Conviction Likely	0	0	0	0	0	0	0	0	0	0
Declined to Prosecute: Assisted in Another Prosecution	0	0	0	0	0	0	0	0	0	0
Declined to Prosecute: Other	0	0	0	0	0	0	0	0	0	0
Deferred to a Diversion Program	506	0	0	0	506	0	0	0	0	506
Prosecuted	1,724	0	0	0	1,724	0	0	0	0	1,724
Dismissed With or Without Prejudice	1,433	0	0	0	1,433	0	0	0	0	1,433
Acquitted	0	0	0	0	0	0	0	0	0	0
Convicted	1,724	0	0	0	1,724	0	0	0	0	1,724
Total Concluded Cases	3,157	0	0	0	3,157	0	0	0	0	3,157

Drug Prosecutions by Offense Type									
	Buy / Receive	Cultivate / Manufacture	Distribute / Sell	Possess / Conceal	Transport / Import	Consume / Use	Other	Unknown	Total
Cocaine (powder)	0	0	0	0	0	0	0	0	0
Crack (cocaine)	0	0	0	0	0	0	0	0	0
Ecstasy (MDMA)	0	0	0	0	0	0	0	0	0
Fentanyl	0	0	0	0	0	0	0	0	0
Hashish	0	0	0	0	0	0	0	0	0
Heroin	0	0	0	0	0	0	0	0	0
High Grade Marijuana	0	0	0	0	0	0	0	0	0
Ketamine	0	0	0	0	0	0	0	0	0
LSD	0	0	0	0	0	0	0	0	0
Marijuana	0	0	0	166	0	0	0	0	166
Marijuana Plants	0	0	0	0	0	0	0	0	0
Medical Marijuana	0	0	0	0	0	0	0	0	0
Methamphetamine/Amphetamine	0	0	0	0	0	0	0	0	0
Other Drug	0	0	0	91	0	0	0	0	91
Paraphernalia	0	0	0	1,464	0	0	0	0	1,464
PCP	0	0	0	0	0	0	0	0	0
Prescription Pain Reliever	0	0	0	0	0	0	0	0	0
Prescription Sedative	0	0	0	1	0	0	0	0	1
Prescription Stimulant	0	0	0	2	0	0	0	0	2
Psilocybin (Mushrooms)	0	0	0	0	0	0	0	0	0
Salvia	0	0	0	0	0	0	0	0	0
Steroids	0	0	0	0	0	0	0	0	0
Synthetic Cannabinoids	0	0	0	0	0	0	0	0	0
Unknown Drug	0	0	0	0	0	0	0	0	0
Total	0	0	0	1,724	0	0	0	0	1,724

Felony & Misdemeanor Prosecution			
	Gang	Non-Gang	Total
Felony	0	0	0
Misdemeanor-Only	850	874	1,724
Total	850	874	1,724

Prescription Drug Prosecutions	
Number of drug prosecutions that involved any prescription drugs	123

Prosecution Projects: Tucson City Attorney's Office

Grant Number: DC-18-033

Drug Convictions by Offense Type									
	Buy / Receive	Cultivate / Manufacture	Distribute / Sell	Possess / Conceal	Transport / Import	Consume / Use	Other	Unknown	Total
Cocaine (powder)	0	0	0	0	0	0	0	0	0
Crack (cocaine)	0	0	0	0	0	0	0	0	0
Ecstasy (MDMA)	0	0	0	0	0	0	0	0	0
Fentanyl	0	0	0	0	0	0	0	0	0
Hashish	0	0	0	0	0	0	0	0	0
Heroin	0	0	0	0	0	0	0	0	0
High Grade Marijuana	0	0	0	0	0	0	0	0	0
Ketamine	0	0	0	0	0	0	0	0	0
LSD	0	0	0	0	0	0	0	0	0
Marijuana	0	0	0	166	0	0	0	0	166
Marijuana Plants	0	0	0	0	0	0	0	0	0
Medical Marijuana	0	0	0	0	0	0	0	0	0
Methamphetamine/Amphetamine	0	0	0	0	0	0	0	0	0
Other Drug	0	0	0	91	0	0	0	0	91
Paraphernalia	0	0	0	1,464	0	0	0	0	1,464
PCP	0	0	0	0	0	0	0	0	0
Prescription Pain Reliever	0	0	0	0	0	0	0	0	0
Prescription Sedative	0	0	0	1	0	0	0	0	1
Prescription Stimulant	0	0	0	2	0	0	0	0	2
Psilocybin (Mushrooms)	0	0	0	0	0	0	0	0	0
Salvia	0	0	0	0	0	0	0	0	0
Steroids	0	0	0	0	0	0	0	0	0
Synthetic Cannabinoids	0	0	0	0	0	0	0	0	0
Unknown Drug	0	0	0	0	0	0	0	0	0
Total	0	0	0	1,724	0	0	0	0	1,724

Prescription Drug Convictions	
Number of drug convictions that involved any prescription drugs	36

Drug Offense Convictions by Class			
	Misdemeanor	Felony	Total
Class 1	1,724	0	1,724
Class 2	0	0	0
Class 3	0	0	0
Class 4		0	0
Class 5		0	0
Class 6		0	0
Undesignated	0	0	0
Unknown	0	0	0
Total	1,724	0	1,724

Persons Convicted for All Drug Offenses	
Plea	1,724
Jury	0
Non-Jury	0
Total	1,724

Number of Persons Sentenced for Violent Offenses										
	Prison	Jail	Probation	Split Sentence	Suspended Sentence	Community Service	Fines	Other	Unknown	Total
Violent Drug Related Offenses	0	0	0	0	0	0	0	0	0	0
Violent Non-drug Related Offenses	0	0	0	0	0	0	0	0	0	0
Total	0	0	0	0	0	0	0	0	0	0
Number of Persons Sentenced for Drug Offenses										
Cocaine (powder)	0	0	0	0	0	0	0	0	0	0
Crack (cocaine)	0	0	0	0	0	0	0	0	0	0
Ecstasy (MDMA)	0	0	0	0	0	0	0	0	0	0
Fentanyl	0	0	0	0	0	0	0	0	0	0
Hashish	0	0	0	0	0	0	0	0	0	0
Heroin	0	0	0	0	0	0	0	0	0	0
High Grade Marijuana	0	0	0	0	0	0	0	0	0	0
Ketamine	0	0	0	0	0	0	0	0	0	0
LSD	0	0	0	0	0	0	0	0	0	0
Marijuana	0	4	96	56	0	0	9	0	0	165
Marijuana Plants	0	0	0	0	0	0	0	0	0	0
Medical Marijuana	0	0	0	0	0	0	0	0	0	0
Methamphetamine/Amphetamine	0	0	0	0	0	0	0	0	0	0
Other Drug	0	2	9	76	0	0	6	0	0	93
Paraphernalia	0	40	833	561	0	2	27	0	0	1,463
PCP	0	0	0	0	0	0	0	0	0	0
Prescription Pain Reliever	0	0	0	0	0	0	0	0	0	0
Prescription Sedative	0	0	1	0	0	0	0	0	0	1
Prescription Stimulant	0	0	0	0	0	0	2	0	0	2
Psilocybin (Mushrooms)	0	0	0	0	0	0	0	0	0	0
Salvia	0	0	0	0	0	0	0	0	0	0
Steroids	0	0	0	0	0	0	0	0	0	0
Synthetic Cannabinoids	0	0	0	0	0	0	0	0	0	0
Unknown Drug	0	0	0	0	0	0	0	0	0	0
Total	0	46	939	693	0	2	44	0	0	1,724

Prescription Drug Sentenced	
Number of drug offenders sentenced that involved any prescription drugs	5

Asset Forfeitures		
	Number	Value
Aircraft	0	\$0
Currency	0	\$0
Other	0	\$0
Other Financial Instrument	0	\$0
Real Property (Real Estate)	0	\$0
Vehicles	0	\$0
Vessels	0	\$0
Weapons	0	\$0
Total	0	\$0

Total Forefeiture Cases	
Received through Referral	0
Concluded	0
Pending	0

Training	
Number of Trainings Attended	0
Number of Trainings Provided	0
Community Meetings Held	0
School Presentations Offered	0

Yavapai County Attorney's Office

Approved Budget FY 2018	
Personnel	100,202
Employee Related Expenditures	22,809
Total	123,011
Fund Source:	
Federal - Byrne/JAG	\$ 49,204
State	\$ 43,054
Match	\$ 30,753

Project Description

This program is administered by the Yavapai County Attorney's Office (YCAO). This project allows the YCAO to handle all drug and gang prosecution cases effectively from Partners Against Narcotics Trafficking (PANT) Task Force, and all other law enforcement agencies in Yavapai County.

Objective

The Office of the Yavapai County Attorney is dedicated to the vigorous, expeditious and fair administration of the criminal law to protect the public, to ensure that justice is done, and to the representation of county government for the best interests of the citizens of Yavapai County.

Activity Summary

In FY 2018, YCAO received 1,176 drug offense referrals resulting in 1,024 drug convictions, of which 953 (93-percent) were classified as felonies and 71 (7-percent) as misdemeanors. Of the drug convictions by drug type, a total of 416 (41-percent) involved paraphernalia, 360 (35-percent) involved methamphetamine/amphetamine, and 97 (9-percent) involved heroin. Of the drug convictions by offense type, 830 (81-percent) were for charges of possession/concealing, 62 (6-percent) were for transportation/importation, and 101 (10-percent) were for distribution/selling.

Of the 1,024 individuals sentenced for drug offenses, 625 (61-percent) received probation, and 350 (34-percent) received a prison sentence. A total of 418 (41-percent) of the cases sentenced involved paraphernalia, 360 (35-percent) involved methamphetamine/amphetamine, and 95 (9-percent) involved heroin.

A total value of \$808,278 in assets was forfeited for the FY 2018 project year, comprised of 83 instances of currency worth \$741,037, 75 weapons, and 32 vehicles.

Selected Quarterly Highlights

- The investigation into a Prescott area Drug Trafficking Organization began to wrap up with the issuance of several arrest warrants, in addition to a series of probable cause based in-person arrests. This investigation spanned months in the making and involved multiple agencies utilizing confidential informants, a material informant, Callyo VIP line enabling cellular data caption and cloning, and a variety of financial tracking tools, including Trace money remittance reports, SAR reports, FINCENs and DES reports. While each charged individual has significant prison exposure, the purported head of the DTO will be charged based on five different dates, with prison exposure likely covering her natural life.
- PANT detectives, with the assistance of the County Attorney's Office, began a long-term investigation into a local Drug Trafficking Organization believed to be moving large quantities of heroin and methamphetamine in the tri-city area. High ranking members of the organization are known to be repeat offenders and look to be sentenced to terms of imprisonment if brought to justice. This particular investigation is making use of newer technologies, allowing the cloning of a phone to gather startling amounts of intelligence, with little risk to law enforcement. The investigation is anticipated to wrap up during the next quarter.

- A debriefing of a cooperating witness with more than 600 drug contacts took place, including high placed Sinaloa Cartel members throughout Arizona and Sonora, Mexico. We are currently working with agents from the U.S. Drug Enforcement Agency to utilize better the intelligence, based on the sheer scope of the information involved.
- This reporting period saw a shift in the processes employed by PANT Law Enforcement Officers, from relying heavily upon Material Informants, who may often have been more significant players within the drug community than the targets they could provide, to now utilizing more traditional evidence-based techniques that do not require dependency on the cooperation of criminal suspects. These techniques include using increased surveillance, conducting trash rips in furtherance of obtaining search warrants, use of online chat groups and forums, and using undercover officers to conduct purchases from drug traffickers. The result has been the production of some criminal cases, wherein traditional defenses have been ineffective, and convictions were quickly secured.

Performance Benchmarks

All agencies are required to estimate performance benchmarks according to their program area. While these benchmark measures are not all-inclusive of program performance, they provide a method of determining program success and efficacy and support evidence-based programming.

Performance Measure	FY 2018 Estimated	FY 2018 Actual
Conviction Rate	99%	99%
Cost per Conviction	\$137.90	\$ 120.13
Percentage of Forfeitures Concluded	105%	93%
Percentage of Convicted Offenders Incarcerated	32%	36%

Prosecution Projects: Yavapai County Attorney's Office

Grant Number: DC-18-034

Drug Outcome Summary										
	Drug Offenses					Non-Drug Offenses				Total
	Drug Only	Drug & Violent	Drug & Gang-Related	Drug, Viol. & Gang-Related	Drug Total	Violent Only	Gang-Related Only	Violent & Gang-Related	Non-Drug Total	
Cases referred this reporting period	1,176	0	0	0	1,176	0	0	0	0	1,176
Declined to Prosecute: No lab analysis	0	0	0	0	0	0	0	0	0	0
Declined to Prosecute: Department Report Problems	0	0	0	0	0	0	0	0	0	0
Declined to Prosecute: No Conviction Likely	0	0	0	0	0	0	0	0	0	0
Declined to Prosecute: Assisted in Another Prosecution	0	0	0	0	0	0	0	0	0	0
Declined to Prosecute: Other	0	0	0	0	0	0	0	0	0	0
Deferred to a Diversion Program	0	0	0	0	0	0	0	0	0	0
Prosecuted	1,176	0	0	0	1,176	0	0	0	0	1,176
Dismissed With or Without Prejudice	9	0	0	0	9	0	0	0	0	9
Acquitted	0	0	0	0	0	0	0	0	0	0
Convicted	1,024	0	0	0	1,024	0	0	0	0	1,024
Total Concluded Cases	1,033	0	0	0	1,033	0	0	0	0	1,033

Drug Prosecutions by Offense Type									
	Buy / Receive	Cultivate / Manufacture	Distribute / Sell	Possess / Conceal	Transport / Import	Consume / Use	Other	Unknown	Total
Cocaine (powder)	0	0	5	32	9	1	0	0	47
Crack (cocaine)	0	0	0	2	0	0	0	0	2
Ecstasy (MDMA)	0	0	0	5	0	0	0	0	5
Fentanyl	0	0	0	1	1	0	0	0	2
Hashish	0	3	1	39	0	0	0	0	43
Heroin	0	0	17	129	4	5	0	0	155
High Grade Marijuana	0	0	0	2	0	0	0	0	2
Ketamine	0	0	0	1	0	0	0	0	1
LSD	0	0	2	10	0	0	0	0	12
Marijuana	0	1	27	86	19	1	0	0	134
Marijuana Plants	0	0	0	5	2	0	0	0	7
Medical Marijuana	0	0	0	0	0	0	0	0	0
Methamphetamine/Amphetamine	1	0	45	441	23	5	0	0	515
Other Drug	0	0	4	20	2	0	0	0	26
Paraphernalia	0	0	0	147	0	0	0	0	147
PCP	0	0	0	0	0	0	0	0	0
Prescription Pain Reliever	0	1	2	27	0	1	0	0	31
Prescription Sedative	0	0	0	32	1	1	0	0	34
Prescription Stimulant	0	0	0	6	0	0	0	0	6
Psilocybin (Mushrooms)	0	0	0	6	0	0	0	0	6
Salvia	0	0	0	0	0	0	0	0	0
Steroids	0	0	0	1	0	0	0	0	1
Synthetic Cannabinoids	0	0	0	0	0	0	0	0	0
Unknown Drug	0	0	0	0	0	0	0	0	0
Total	1	5	103	992	61	14	0	0	1,176

Felony & Misdemeanor Prosecution			
	Gang	Non-Gang	Total
Felony	0	1,176	1,176
Misdemeanor-Only	0	0	0
Total	0	1,176	1,176

Prescription Drug Prosecutions	
Number of drug prosecutions that involved any prescription drugs	114

Prosecution Projects: Yavapai County Attorney's Office

Grant Number: DC-18-034

Drug Convictions by Offense Type									
	Buy / Receive	Cultivate / Manufacture	Distribute / Sell	Possess / Conceal	Transport / Import	Consume / Use	Other	Unknown	Total
Cocaine (powder)	0	0	5	4	3	0	0	0	12
Crack (cocaine)	0	0	0	0	0	0	0	0	0
Ecstasy (MDMA)	0	0	1	2	1	1	0	0	5
Fentanyl	0	0	2	1	1	0	0	0	4
Hashish	0	0	1	1	0	0	0	0	2
Heroin	0	0	19	70	5	2	1	0	97
High Grade Marijuana	0	0	0	0	0	0	0	0	0
Ketamine	0	0	0	1	0	0	0	0	1
LSD	0	0	3	2	0	0	0	0	5
Marijuana	0	1	14	40	27	0	0	0	82
Marijuana Plants	0	1	2	0	3	0	0	0	6
Medical Marijuana	0	0	0	0	0	0	0	0	0
Methamphetamine/Amphetamine	0	0	53	274	19	12	2	0	360
Other Drug	0	1	0	8	0	0	1	0	10
Paraphernalia	0	0	0	410	0	5	1	0	416
PCP	0	0	0	0	0	0	0	0	0
Prescription Pain Reliever	1	0	0	5	2	0	0	0	8
Prescription Sedative	0	0	1	11	0	0	0	0	12
Prescription Stimulant	0	0	0	1	0	0	0	0	1
Psilocybin (Mushrooms)	0	0	0	0	1	0	0	0	1
Salvia	0	0	0	0	0	0	0	0	0
Steroids	0	0	0	0	0	0	0	0	0
Synthetic Cannabinoids	0	0	0	0	0	2	0	0	2
Unknown Drug	0	0	0	0	0	0	0	0	0
Total	1	3	101	830	62	22	5	0	1,024

Prescription Drug Convictions	
Number of drug convictions that involved any prescription drugs	32

Drug Offense Convictions by Class			
	Misdemeanor	Felony	Total
Class 1	71	0	71
Class 2	0	89	89
Class 3	0	64	64
Class 4		401	401
Class 5		6	6
Class 6		393	393
Undesignated	0	0	0
Unknown	0	0	0
Total	71	953	1,024

Persons Convicted for All Drug Offenses	
Plea	1,016
Jury	6
Non-Jury	2
Total	1,024

Number of Persons Sentenced for Violent Offenses										
	Prison	Jail	Probation	Split Sentence	Suspended Sentence	Community Service	Fines	Other	Unknown	Total
Violent Drug Related Offenses	0	0	0	0	0	0	0	0	0	0
Violent Non-drug Related Offenses	0	0	0	0	0	0	0	0	0	0
Total	0	0	0	0	0	0	0	0	0	0
Number of Persons Sentenced for Drug Offenses										
Cocaine (powder)	3	1	9	0	0	0	0	0	0	13
Crack (cocaine)	0	0	0	0	0	0	0	0	0	0
Ecstasy (MDMA)	1	0	4	0	0	0	0	0	0	5
Fentanyl	2	0	3	0	0	0	0	0	0	5
Hashish	0	0	3	0	0	0	0	0	0	3
Heroin	45	9	41	0	0	0	0	0	0	95
High Grade Marijuana	0	0	0	0	0	0	0	0	0	0
Ketamine	1	0	0	0	0	0	0	0	0	1
LSD	2	0	3	0	0	0	0	0	0	5
Marijuana	22	10	47	0	0	0	1	0	0	80
Marijuana Plants	1	1	3	0	0	0	0	0	0	5
Medical Marijuana	0	1	0	0	0	0	0	0	0	1
Methamphetamine/Amphetamine	194	14	152	0	0	0	0	0	0	360
Other Drug	0	0	10	0	0	0	0	0	0	10
Paraphernalia	73	10	334	0	0	0	1	0	0	418
PCP	0	0	0	0	0	0	0	0	0	0
Prescription Pain Reliever	5	0	3	0	0	0	0	0	0	8
Prescription Sedative	1	0	9	0	0	1	0	0	0	11
Prescription Stimulant	0	0	1	0	0	0	0	0	0	1
Psilocybin (Mushrooms)	0	0	1	0	0	0	0	0	0	1
Salvia	0	0	0	0	0	0	0	0	0	0
Steroids	0	0	0	0	0	0	0	0	0	0
Synthetic Cannabinoids	0	0	2	0	0	0	0	0	0	2
Unknown Drug	0	0	0	0	0	0	0	0	0	0
Total	350	46	625	0	0	1	2	0	0	1,024

Prescription Drug Sentenced	
Number of drug offenders sentenced that involved any prescription drugs	30

Asset Forfeitures		
	Number	Value
Aircraft	0	\$0
Currency	83	\$741,037
Other	10	\$151
Other Financial Instrument	0	\$0
Real Property (Real Estate)	0	\$0
Vehicles	32	\$38,975
Vessels	0	\$0
Weapons	75	\$28,115
Total	200	\$808,278

Total Forefeiture Cases	
Received through Referral	174
Concluded	161
Pending	822

Training	
Number of Trainings Attended	8
Number of Trainings Provided	9
Community Meetings Held	0
School Presentations Offered	0



Yuma County Attorney's Office

Approved Budget FY 2018	
Personnel	182,426
Employee Related Expenditures	76,489
Total	\$258,915
Fund Source:	
Federal - Byrne/JAG	\$ 103,566
State	\$ 90,620
Match	\$ 64,729

Project Description

The Prosecution for Yuma County Narcotics Task Force (YCNTF) is administered by the Yuma County Attorney's Office (YCAO) and provides drug case prosecution and asset forfeiture litigation services to all law enforcement agencies in Yuma County, and particularly to the YCNTF. The unit also prosecutes drug cases referred by the United States Border Patrol, Drug Enforcement Administration and the United States Customs and Border Protection. Yuma County is designated as a Southwest Border High-Intensity Drug Trafficking Area (HIDTA).

Objective

To combat drug crime and the drug-related gang and violent crime with vigorous prosecution; experienced prosecutors work together with the multi-agency YCNTF, federal authorities and local law enforcement agencies to stop drug dealing and importation.

Activity Summary

In FY 2018, YCAO received 1,582 drug referrals resulting in 729 drug convictions, of which 447 (61-percent) were classified as felonies and 282 (39-percent) as misdemeanors. Of the drug convictions by drug type, a total of 198 (27-percent) involved methamphetamine/amphetamine, 341 (47-percent) involved paraphernalia, and 134 (18-percent) involved marijuana. Of the drug convictions by offense type, 689 (95-percent) were for charges of possession/concealing, and 29 (4-percent) were for transportation/importation.

Of the 729 individuals sentenced for drug offenses, 341 (47-percent) received probation, 108 (15-percent) received a prison sentence, and 209 (29-percent) received fines. A total of 198 (27-percent) of the cases sentenced involved methamphetamine/amphetamine, 341 (47-percent) paraphernalia, and 134 (18-percent) involved marijuana.

In the FY 2018, a total value of asset forfeitures was \$152,960 which consisted of 21 vehicles along with 57 instances of currency.

Selected Quarterly Highlights

- We are currently prosecuting a Sureños gang member who is charged with 51 counts, indicative of a crime spree over the course of several months. Charges include ten burglaries, multiple thefts of means of transportation, unlawful flight and assault with a deadly weapon. In addition to motor vehicles, multiple items were stolen including personal property and ammunition. As law enforcement began closing in on the Defendant, he is alleged to have committed two separate unlawful flights. During one of those flights, he is alleged to have been a passenger and had threatened the driver using a pistol. Law enforcement would eventually find more than three truckloads of stolen property at his residence.

- We have been prosecuting gang members involved in drug trafficking. For example, we recently obtained a prison sentence for a Little Town (local street gang) member who was in possession of over a pound of methamphetamine for sale. This case involved a search warrant on the Defendant's residence and as a result, eliminated a source of drug dealing in the neighborhood, as well as sending a message of deterrence to other gang members. This case was a successful collaboration with the Department of Homeland Security (HSI).
- We recently shut down a "stash house" which was being used to transfer large drug loads, as well as supply or exchange drugs between carriers. This residence was also a source of drug dealing. A search warrant was obtained and, as a result, the drug dealer was arrested and 19 grams of methamphetamine seized.

In another case, we are prosecuting two gang members for firing multiple shots which struck several homes, with bullets impacting inches away from the occupants. These two gang members are suspected of most of the recent drive-by shootings in San Luis, AZ.

What is noteworthy about these two cases is that we have arrested and are prosecuting offenders who were a continuing threat and committing multiple crimes, drug, and gang-related, in our community.

- We are currently prosecuting the following case:
Law enforcement stopped a vehicle traveling on I-8, at Milepost 15, for a traffic infraction. The Defendant was driving, and his wife and two children (ages 4 and 2) were occupants. A K-9 alerted to the vehicle. Within a spare tire in the rear cargo area, 60 pounds of methamphetamine was located (est. street value approx. \$1.1 million). The Defendant denied any knowledge of the drugs. His wife admitted they both knew about drugs and the purpose for the trip was to deliver them in exchange for money to be taken back to Mexico. The Defendant continued to deny, but said: "You know what they'll do to me if I talk." The case was charged as Transportation of Dangerous Drugs for Sale, a Class 2 Felony.

Approximately two months into the processing of the case, law enforcement received an anonymous call, indicating that in this case, there were allegedly more drugs that had not been found in the initial search, and now the family was being threatened by the drug trafficking organization for this perceived betrayal. The YCNTF retrieved the vehicle from storage, and K-9 was utilized to identify additional compartments in which drugs were concealed. An additional 20 pounds of methamphetamine was found, and a large package of hundreds of blue pills, with M30 markings, weighing approximately 1.5 pounds. The pills are suspected to be either Oxycodone or counterfeit pills being marketed and sold as Oxycodone from Mexico but contain fentanyl. Lab confirmation is pending.

Performance Benchmarks

All agencies are required to estimate performance benchmarks according to their program area. While these benchmark measures are not all-inclusive of program performance, they provide a method of determining program success and efficacy and support evidence-based programming.

Performance Measure	FY 2018 Estimated	FY 2018 Actual
Conviction Rate	70%	76%
Cost per Conviction	\$481.25	\$ 292.23
Percentage of Forfeitures Concluded	102%	84%
Percentage of Convicted Offenders Incarcerated	23%	13%

Prosecution Projects: Yuma County Attorney's Office

Grant Number: DC-18-035

Drug Outcome Summary										
	Drug Offenses					Non-Drug Offenses				Total
	Drug Only	Drug & Violent	Drug & Gang-Related	Drug, Viol. & Gang-Related	Drug Total	Violent Only	Gang-Related Only	Violent & Gang-Related	Non-Drug Total	
Cases referred this reporting period	1,481	15	77	9	1,582	337	172	37	546	2,128
Declined to Prosecute: No lab analysis	1	0	0	0	1	0	0	0	0	1
Declined to Prosecute: Department Report Problems	38	1	3	0	42	10	4	1	15	57
Declined to Prosecute: No Conviction Likely	123	2	7	2	134	65	25	5	95	229
Declined to Prosecute: Assisted in Another Prosecution	0	0	0	0	0	0	0	0	0	0
Declined to Prosecute: Other	123	1	5	0	129	71	19	1	91	220
Deferred to a Diversion Program	35	0	0	0	35	1	0	0	1	36
Prosecuted	1,119	9	63	3	1,194	153	101	28	282	1,476
Dismissed With or Without Prejudice	187	3	9	1	200	43	33	7	83	283
Acquitted	1	0	0	0	1	0	1	0	1	2
Convicted	675	0	54	0	729	62	64	31	157	886
Total Concluded Cases	863	3	63	1	930	105	98	38	241	1,171

Drug Prosecutions by Offense Type									
	Buy / Receive	Cultivate / Manufacture	Distribute / Sell	Possess / Conceal	Transport / Import	Consume / Use	Other	Unknown	Total
Cocaine (powder)	0	0	0	31	8	0	0	0	39
Crack (cocaine)	0	0	0	2	0	0	0	0	2
Ecstasy (MDMA)	0	0	0	1	0	0	0	0	1
Fentanyl	0	0	0	2	0	0	0	0	2
Hashish	0	0	1	0	1	0	0	0	2
Heroin	0	0	8	53	6	0	0	0	67
High Grade Marijuana	0	0	0	0	0	0	0	0	0
Ketamine	0	0	0	0	0	0	0	0	0
LSD	0	0	0	0	0	0	0	0	0
Marijuana	0	5	23	482	26	0	0	0	536
Marijuana Plants	0	0	0	0	0	0	0	0	0
Medical Marijuana	0	0	0	0	0	0	0	0	0
Methamphetamine/Amphetamine	0	0	31	264	44	0	0	0	339
Other Drug	0	0	0	9	1	0	0	0	10
Paraphernalia	0	1	0	134	0	0	0	0	135
PCP	0	0	0	0	0	0	0	0	0
Prescription Pain Reliever	0	0	0	7	4	0	0	0	11
Prescription Sedative	0	1	0	29	1	0	0	0	31
Prescription Stimulant	0	0	0	0	0	0	0	0	0
Psilocybin (Mushrooms)	0	0	0	3	0	0	0	0	3
Salvia	0	0	0	0	0	0	0	0	0
Steroids	0	0	0	0	0	0	0	0	0
Synthetic Cannabinoids	0	0	0	2	0	0	0	0	2
Unknown Drug	0	0	0	13	0	0	1	0	14
Total	0	7	63	1,032	91	0	1	0	1,194

Felony & Misdemeanor Prosecution			
	Gang	Non-Gang	Total
Felony	153	786	939
Misdemeanor-Only	42	495	537
Total	195	1,281	1,476

Prescription Drug Prosecutions	
Number of drug prosecutions that involved any prescription drugs	42

Prosecution Projects: Yuma County Attorney's Office

Grant Number: DC-18-035

Drug Convictions by Offense Type									
	Buy / Receive	Cultivate / Manufacture	Distribute / Sell	Possess / Conceal	Transport / Import	Consume / Use	Other	Unknown	Total
Cocaine (powder)	0	0	0	11	1	0	0	0	12
Crack (cocaine)	0	0	0	1	0	0	0	0	1
Ecstasy (MDMA)	0	0	0	0	0	0	0	0	0
Fentanyl	0	0	0	0	1	0	0	0	1
Hashish	0	0	0	0	0	0	0	0	0
Heroin	0	0	0	19	3	0	1	0	23
High Grade Marijuana	0	0	0	1	0	0	0	0	1
Ketamine	0	0	0	0	0	0	0	0	0
LSD	0	0	0	0	0	0	0	0	0
Marijuana	0	0	2	123	3	5	0	0	133
Marijuana Plants	0	0	0	0	0	0	0	0	0
Medical Marijuana	0	0	0	0	0	0	0	0	0
Methamphetamine/Amphetamine	0	0	1	174	21	1	1	0	198
Other Drug	0	0	0	1	0	0	0	0	1
Paraphernalia	0	0	0	341	0	0	0	0	341
PCP	0	0	0	0	0	0	0	0	0
Prescription Pain Reliever	0	0	0	2	0	0	0	0	2
Prescription Sedative	0	0	0	10	0	0	0	0	10
Prescription Stimulant	0	0	0	0	0	0	0	0	0
Psilocybin (Mushrooms)	0	0	0	0	0	0	0	0	0
Salvia	0	0	0	0	0	0	0	0	0
Steroids	0	0	0	0	0	0	0	0	0
Synthetic Cannabinoids	0	0	0	0	0	0	0	0	0
Unknown Drug	0	0	0	6	0	0	0	0	6
Total	0	0	3	689	29	6	2	0	729

Prescription Drug Convictions	
Number of drug convictions that involved any prescription drugs	12

Drug Offense Convictions by Class			
	Misdemeanor	Felony	Total
Class 1	279	0	279
Class 2	2	1	3
Class 3	1	54	55
Class 4		60	60
Class 5		97	97
Class 6		232	232
Undesignated	0	3	3
Unknown	0	0	0
Total	282	447	729

Persons Convicted for All Drug Offenses	
Plea	724
Jury	0
Non-Jury	5
Total	729

Prosecution Projects: Yuma County Attorney's Office

Grant Number: DC-18-035

Number of Persons Sentenced for Violent Offenses										
	Prison	Jail	Probation	Split Sentence	Suspended Sentence	Community Service	Fines	Other	Unknown	Total
Violent Drug Related Offenses	0	0	0	0	0	0	0	0	0	0
Violent Non-drug Related Offenses	44	0	35	9	0	0	0	1	0	89
Total	44	0	35	9	0	0	0	1	0	89
Number of Persons Sentenced for Drug Offenses										
Cocaine (powder)	2	0	10	0	0	0	0	0	0	12
Crack (cocaine)	0	0	1	0	0	0	0	0	0	1
Ecstasy (MDMA)	0	0	0	0	0	0	0	0	0	0
Fentanyl	1	0	0	0	0	0	0	0	0	1
Hashish	0	0	0	0	0	0	0	0	0	0
Heroin	11	0	9	3	0	0	0	0	0	23
High Grade Marijuana	0	0	1	0	0	0	0	0	0	1
Ketamine	0	0	0	0	0	0	0	0	0	0
LSD	0	0	0	0	0	0	0	0	0	0
Marijuana	3	2	39	3	0	0	86	0	0	133
Marijuana Plants	0	0	0	0	0	0	0	0	0	0
Medical Marijuana	0	0	0	0	0	0	0	0	0	0
Methamphetamine/Amphetamine	71	1	83	43	0	0	0	0	0	198
Other Drug	1	0	0	0	0	0	0	0	0	1
Paraphernalia	18	3	184	15	0	0	121	0	0	341
PCP	0	0	0	0	0	0	0	0	0	0
Prescription Pain Reliever	0	0	2	0	0	0	0	0	0	2
Prescription Sedative	0	0	9	1	0	0	0	0	0	10
Prescription Stimulant	0	0	0	0	0	0	0	0	0	0
Psilocybin (Mushrooms)	0	0	0	0	0	0	0	0	0	0
Salvia	0	0	0	0	0	0	0	0	0	0
Steroids	0	0	0	0	0	0	0	0	0	0
Synthetic Cannabinoids	0	0	0	0	0	0	0	0	0	0
Unknown Drug	1	0	3	0	0	0	2	0	0	6
Total	108	6	341	65	0	0	209	0	0	729

Prescription Drug Sentenced	
Number of drug offenders sentenced that involved any prescription drugs	12

Asset Forfeitures		
	Number	Value
Aircraft	0	\$0
Currency	57	\$128,428
Other	5	\$216
Other Financial Instrument	0	\$0
Real Property (Real Estate)	0	\$0
Vehicles	21	\$24,316
Vessels	0	\$0
Weapons	0	\$0
Total	83	\$152,960

Total Forefeiture Cases	
Received through Referral	105
Concluded	88
Pending	364

Training	
Number of Trainings Attended	13
Number of Trainings Provided	0
Community Meetings Held	2
School Presentations Offered	9

Civil Forfeiture Activities

	FY 2018 <u>Awards</u>
Arizona Attorney General's - Statewide Financial Remedies Project	\$ <u>677,652</u>
TOTAL	\$ 677,652



Arizona Attorney General's - Statewide Financial Remedies Project

Approved Budget FY 2018	
Personnel	\$ 490,459
Employee Related Expenditures	\$ 187,193
Total	\$677,652
Fund Source:	
Federal - Byrne/JAG	\$ 271,061
State	\$ 237,178
Match	\$ 169,413

Project Description

The Arizona Attorney General's Statewide Financial Remedies Section (AGO-FRS) strategically uses civil racketeering remedies available in Arizona law, to disrupt and dismantle criminal enterprises, deter crime by depriving wrongdoers of the fruits and instrumentalities of criminal activity, reduce money laundering, and restore property to crime victims, while also protecting individual and property rights.

Objective

The project increases the effectiveness of civil forfeiture in Arizona by prosecution, specialization, coordination, and collaborative initiatives.

Activity Summary

In FY 2018, efforts of the Arizona Attorney General's Statewide Financial Remedies Project yielded approximately \$13.8 million in forfeitures for the fiscal year. Included in the forfeitures were 260 vehicles, 357 instances of currency forfeited, 536 instances of a financial instrument type other than currency, 287 weapons and 27 instances of real property.

Selected Quarterly Highlights

- Agents of the Attorney General's Special Investigations Section investigated a Tucson based racketeering enterprise engaged in money laundering, linked to marijuana trafficking. From 2011 to 2016 the enterprise quickly moved illicit proceeds from cities across the U.S. to Pima County through "funnel accounts." Conspirators deposited cash into the accounts at their local branches and immediately notified Pima County conspirators, who then withdrew the funds and kept a portion as their payment. The remaining funds were transferred to Mexico through wire transfers and bulk cash smuggling. Interdicted bulk cash loads were transported in amounts designed to evade reporting requirements and police scrutiny. The enterprise moved \$671,000 through the funnel accounts and fraudulently obtained \$84,500 in public benefits. FRS brought a racketeering based forfeiture action against the enterprise which included bulk cash, 19 bank accounts, 13 cars, a boat, two real properties, a mobile home, and various personal property. FRS obtained a judgment in 2017 forfeiting nearly all of this property. The investigation and forfeiture action dismantled the money laundering system, removed its infrastructure, ended its theft of public benefits and recovered compensation for the criminal and civil resources expended.
- Tempe Police Department (TPD) collaborated on a case with the Arizona Attorney General's Office in which they obtained and utilized a wire intercept order. Through intercepted calls and other investigative measures, TPD identified a member of a known drug trafficking organization. In April 2017, intercepted communications revealed that the member was in possession of a large quantity of illegal drug proceeds. TPD obtained and executed a search warrant at the location where the proceeds were being stored. Investigating agents discovered just over \$1,000,000 in bulk cash

using a certified drug-detecting K-9, as well as Tempe PD interdicting \$277,000 in bulk cash at a later date related to the same DTO member. Agents also found a 9mm handgun and a drug/proceeds ledger. The DTO member was arrested for money laundering and participating in an illegal enterprise. The Attorney General's Office, Financial Remedies Section (FRS), filed a civil forfeiture action against both bulk cash findings and handgun in the second half of 2017. These two forfeiture actions represent a significant disruption of the DTO and have caused a significant impact against the financial resources of the DTO.

- In January 2017, Detectives from the Winslow Police Department (WPD) received an anonymous tip regarding a large scale criminal organization in the Winslow area engaged in trafficking in, and the sale of, methamphetamine. In May 2017, WPD executed a search warrant at the suspects' residence seizing several guns, one half (1/2) pound of methamphetamine, a scale, some paraphernalia, and a video surveillance system from inside the residence. In September 2017, the Yavapai County Sheriff's Office arrested the suspects driving on Interstate 17. At the beginning of 2018, the FRS Section of the AGO obtained a seizure warrant for \$24,700 in drug proceeds collected on behalf of the suspects and then filed judicial racketeering and civil forfeiture action against the suspects.
- In July 2017, DEA Phoenix Division Task Force Group began investigating a manufacturer of MDMA that was distributing the drug in Arizona and multiple other states. In February 2018, agents from DEA, Pinal County Sheriff's Office, Mesa Police Department, and Maricopa County Sheriff's Office executed search warrants at 6 residences used by the manufacturer. Agents seized 130 pounds of MDMA and precursor chemicals, including MDP2P labeled with Chinese characters, Isopropyl Alcohol, Dimethylformamide, and Benzoquinone. Agents also seized \$425,000 in bulk cash, a half (1/2) pound of Ketamine, 1.5 kilograms of MDMA powder, numerous Ecstasy pills, 2 pill press machines, 5 firearms, and 5 vehicles. Agents also interdicted an airline employee facilitating the organization and seized \$7,600 in bulk cash, a vehicle, 4 firearms and 300 grams of powder MDMA precursor chemicals. One suspect identified the manufacturer's operating structure, including the use of a front business, multiple bank accounts, and a money remitter service (VENMO) to launder proceeds. Over the next few months, the investigation identified additional accounts used by the manufacturer. AGO FRS assisted in the acquisition of a seizure warrant for the accounts. The investigation resulted in the seizure of MDMA, Ketamine, Ecstasy pills and precursor chemicals valued at \$7.2 million, 3 bank accounts and bulk cash with a value of \$475,000, 6 vehicles, 9 firearms, and equipment used for manufacturing and distributing the drugs. FRS brought a forfeiture action against these assets and as of July 2018, has obtained judgments against nearly all the property.

Performance Benchmarks

All agencies are required to estimate performance benchmarks according to their program area. While these benchmark measures are not all-inclusive of program performance, they provide a method of determining program success and efficacy and support evidence-based programming.

Performance Measure	FY 2018 Estimated	FY 2018 Actual
Grant Dollar per Forfeiture Value	\$ 27.30	\$ 27.30
Number of Cases Concluded	2,472	200
Value of Forfeited Assets (% Change over last year)	-20.92%	-20.92%
Number of Analytical/Investigative Assists	586	450

Forfeiture- Task Force Support Project: Arizona Attorney General's Office

Grant Number: DC-18-040

Total Forfeiture Cases*	
	Quantity
Received through Referral	622
Concluded	2,472
Pending	22,859

* Each case may have several actions based on the number of defendants and types of property seized.

Case Outcomes	
	Quantity
Number of successful outcomes in high impact cases	12
Number of criminal enterprises disrupted	100
Number of seizure warrants in task force money laundering cases	9
Number of defendants prosecuted (In Rem or In Personam)	2,472

Coordination of Efforts	
	Quantity
Number of prosecutors/investigators provided forfeiture/money laundering training	242
Number of analytical/investigative law enforcement assists provided	586

ACJC Grant-Funded Employee Training	
	Quantity
Trainings Attended	28
Trainings Provided	9

Asset Forfeitures		
	Number	Value
Aircraft	0	\$0
Currency	357	\$6,089,053
Other	1,005	\$89,575
Other Financial Instrument	536	\$3,918,300
Real Property (Real Estate)	27	\$2,463,026
Vehicles	260	\$1,256,884
Vessels	0	\$0
Weapons	287	\$74,544
Total	2,472	\$13,891,381

NOTE: Forfeited assets and corresponding values listed as "Other" are not tracked per item.

Forensic Drug Evidence Analysis Activities

	<i><u>FY 2018 Awards</u></i>
DPS Crime Lab - Support For Drug and Gang Enforcement	\$ 382,223
Tucson Police Department - Enhanced Drug Forensics	<u>\$ 51,333</u>
TOTAL	\$ 433,556

Summary of Activities – Forensic Drug Analysis

Approved Budget FY 2018		
Personnel	\$	323,925
Overtime	\$	-
Employee Related Expenditures	\$	109,631
Total	\$	433,556
Fund Source:		
Federal - Byrne/JAG	\$	173,422
State	\$	151,745
Match	\$	108,389

Project Description

Forensic Drug Analysis Programs are administered by the Arizona Department of Public Safety (DPS) and the Tucson Police Department (TPD). The DPS and Tucson crime labs receive requests for the processing of drug-related forensic tests and examinations from around the state and in the Tucson metropolitan area. The labs receive samples for forensic analysis from municipal, county, state, and federal agencies. Forensic analysis activities support task force operations and prosecutorial efforts.

Objective

To provide timely and accurate forensic analysis processing to aid in the apprehension and prosecution of drug offenders.

Activity Summary

Crime lab activities include forensic drug analyses for the identification of drugs and clandestine drug lab operations, comprehensive latent print identification of drug users and traffickers and expert testimony in court regarding the scientific findings.

During FY 2018, analysts completed 22,730 analyses. Crime labs received 15,276 samples for analysis during this period, with the largest number of requests coming from municipal law enforcement agencies.

There was minimum of 16 and a maximum of 19 full-time equivalents (FTE) staff devoted to drug analysis throughout the year. The average cost to analyze each sample was \$63.00. Crime lab personnel also provided expert testimony in court 123 times.

Through samples analyzed, chemists identified marijuana in 7,132 samples. methamphetamine/amphetamine was identified 5,863 times, heroin 2,725 times and hashish was identified in 1,729 samples.

Forensic Projects: Statewide Summary

Total Analyses Received	
	Quantity
Task Force	1,127
Non-Task Force	14,149
Total	15,276

Total Analyses Received by Agency Type		
	Task Force	Non-Task Force
Federal	0	838
State Police	0	5,839
County Sheriff	447	1,714
Municipal Police	680	5,373
Other State Criminal Justice Agency	0	385
Other State Non-Criminal Justice Agency	0	0
Total	1,127	14,149

General Forensic Analysis Activity				
Average number of days from receipt of sample to reporting analysis results	46.4			
Maximum (Minimum) full-time equivalent (FTE) staff devoted to drug analysis	19 (16)			
Average number of cases handled per FTE staff	158.3			
Number of times staff testified in court	123			
Number of analysis reports completed	17,184			
Average number of working days to complete analysis	4.0			
Average processing cost per analysis	\$63.00			
Number of Investigative Assists	16,977			
Number of field test classes completed	20			
Number of officers trained in drug field testing	316			
Number of agencies participating in field testing sessions	36			
	Quarter 1	Quarter 2	Quarter 3	Quarter 4
Backlog of cases reported over 30 days old*	1,880	804	184	72

*A request is classified as backlogged if it has been submitted to a crime lab, but has not yet been examined and reported to the submitting agency within 30 days (as defined by the American Society of Crime Lab Directors).

Analyses Completed by Drug Type	
	Quantity
Cocaine (powder)	1,139
Crack (cocaine)	101
Ecstasy (MDMA)	114
Fentanyl	393
Hashish	1,729
Heroin	2,725
High Grade Marijuana	0
Inconclusive/Negative	1,144
Ketamine	24
LSD	86
Marijuana	7,132
Marijuana Plants	0
Medical Marijuana	0
Methamphetamine/Amphetamine	5,863
Paraphernalia	0
PCP	13
Prescription Pain Reliever	873
Prescription Sedative	795
Prescription Stimulant	54
Psilocybin (Mushrooms)	106
Salvia	0
Steroids	68
Synthetic Cannabinoids	181
Other Drug	190
Total	22,730

Grant-Funded Employee Training	
	Quantity
Number of Trainings Attended	0
Number of Trainings Provided	0



Department of Public Safety Crime Lab - Support for Drug and Gang Enforcement

Approved Budget FY 2018	
Personnel	\$ 291,772
Employee Related Expenditures	\$ 90,451
Total	\$382,223
Fund Source:	
Federal - Byrne/JAG	\$ 152,889
State	\$ 133,778
Match	\$ 95,556

Project Description

The Department of Public Safety (DPS) crime laboratory program provides identification of drugs, comprehensive latent print identification, and expert testimony regarding scientific findings. Arizona requires forensic services to identify illegal drug content, including a scientific examination report identifying the drug as a substance controlled under Arizona statutes. Specialized laboratory analysis is required for clandestine drug lab operations to prosecute under Arizona's drug manufacturing laws. The DPS crime laboratory program provides criminalists and support specialists with the tools to process drug-related forensic tests and examinations for law enforcement agencies throughout the state.

Objective

To provide timely, quality, scientific forensic support through the investigation and examination of drug-related evidence required for effective court adjudication of drug-related cases.

Activity Summary

During FY 2018, the DPS crime lab received 14,150 analysis requests, 493 were identified from drug and gang task forces and 13,657 were from either non-task force law enforcement or not identified as a task force. Of the 14,150 analysis requests received, there were 21,604 different types of drugs identified; the majority, 6,918 (32-percent), were identified as marijuana. Methamphetamine/amphetamine were identified 5,688 times (26-percent), heroin was identified 2,595 (12-percent) times, and hashish was identified 1,611 times (7-percent).

Selected Quarterly Highlights

- The AZ Department of Public Safety Crime Laboratory has seen a significant increase in the number of drug case submissions because of the danger of exposure to fentanyl and the suspension of field testing of powders by officers around the state. To offset this increase in submissions and continue to provide timely service, the Laboratory has developed a Modified Field Testing Program, whereby the field testing analysis will be conducted in the Laboratory using the necessary safety equipment and precautions to prevent fentanyl exposure. On August 28, the Laboratory implemented the Modified Field Testing Program. Those cases suspected of containing cocaine, crack, heroin, methamphetamine, and/or marijuana, were field tested by the laboratory staff and a Field Testing Result report was issued. If the case proceeds to trial, complete laboratory testing will be required. During this reporting period, 787 field test reports were completed. The Modified Field Testing Program helped reduce the backlog by 451 cases.

- A vehicle was stopped on Interstate 40 at Mile Marker 288 for driver obstruction. The occupants exhibited deceptive behavior in giving differing stories to officers; the driver had no license, the vehicle had several energy drinks containers, and looked as though it was being lived in. The occupants stated that they were coming from a city that is a known source for drug trafficking, and were traveling to a known trafficking destination city. The driver originally gave consent to search the vehicle; however, after reading the consent to search form, the driver withdrew consent. A certified narcotics detector K-9 was walked around the vehicle and alerted. A search revealed a rolled dollar bill with white residue inside in the center console. In the bed of the truck was 11.5 pounds of marijuana in a black trash bag, as well as 1.5 pounds of a white powdery substance that was very well hidden and was vacuum sealed twice. In the sun visors, the officer found two green plastic seals containing white powder. A field-tested of the powder found came back positive for cocaine. The powder, weighing a total of 703.8 grams, was sent to the DPS Crime Lab in Flagstaff for analysis and tested positive for fentanyl.
- The Central Regional Crime Lab analyzed a case containing a sample from a suspected dimethyltryptamine lab out of Pinal County.
- We received a case with 478 round blue tablets marked- A 215. Based on the marking these tablets were suspected to contain Oxycodone. Laboratory analysis of one of the tablets showed it to contain Cyclopropyl Fentanyl, a Fentanyl analogue. Cyclopropyl Fentanyl is currently controlled in Arizona. The suspects in the case are 18 and 14 years old.
- During this quarter, the Southern Regional Crime Lab received a large submission of suspected fentanyl. Laboratory analysis confirmed the presence of fentanyl in two separate items. One item contained 272 grams of powder, while the other contained 1.24 kilograms of material.

Performance Benchmarks

All agencies are required to estimate performance benchmarks according to their program area. While these benchmark measures are not all-inclusive of program performance, they provide a method of determining program success and efficacy and support evidence-based programming.

Performance Measure	FY 2018 Estimated	FY 2018 Actual
Average Days to Complete Analysis	45	6
Cases Completed per Analyst	543	724
Average Cost per Analysis	\$58.59	\$17.35

Forensic Projects: Arizona Department of Public Safety

Grant Number: DC-18-070

Total Analyses Received	
	Quantity
Task Force	493
Non-Task Force	13,657
Total	14,150

Total Analyses Received by Agency Type		
	Task Force	Non-Task Force
Federal	0	838
State Police	0	5,839
County Sheriff	447	1,714
Municipal Police	46	4,881
Other State Criminal Justice Agency	0	385
Other State Non-Criminal Justice Agency	0	0
Total	493	13,657

General Forensic Analysis Activity				
Average number of days from receipt of sample to reporting analysis results			46.2	
Maximum (Minimum) full-time equivalent (FTE) staff devoted to drug analysis			16 (14)	
Average number of cases handled per FTE staff			277.8	
Number of times staff testified in court			81	
Number of analysis reports completed			16,844	
Average number of working days to complete analysis			4	
Average processing cost per analysis			\$61	
Number of Investigative Assists			16,844	
Number of field test classes completed			16	
Number of officers trained in drug field testing			248	
Number of agencies participating in field testing sessions			32	
	Quarter 1	Quarter 2	Quarter 3	Quarter 4
Backlog of cases reported over 30 days old*	1,826	746	138	26

*A request is classified as backlogged if it has been submitted to a crime lab, but has not yet been examined and reported to the submitting agency within 30 days (as defined by the American Society of Crime Lab Directors).

Analyses Completed by Drug Type	
	Quantity
Cocaine (powder)	1,057
Crack (cocaine)	76
Ecstasy (MDMA)	99
Fentanyl	275
Hashish	1,611
Heroin	2,595
High Grade Marijuana	0
Inconclusive/Negative	1,042
Ketamine	16
LSD	84
Marijuana	6,918
Marijuana Plants	0
Medical Marijuana	0
Methamphetamine/Amphetamine	5,688
Other Drug	184
Paraphernalia	0
PCP	12
Prescription Pain Reliever	839
Prescription Sedative	769
Prescription Stimulant	54
Psilocybin (Mushrooms)	102
Salvia	0
Steroids	64
Synthetic Cannabinoids	119
Total	21,604

Grant-Funded Employee Training	
	Quantity
Number of Trainings Attended	0
Number of Trainings Provided	0



Tucson Police Department - Enhanced Drug Forensics

Approved Budget FY 2018	
Personnel	32,153
Employee Related Expenditures	19,180
Total	\$51,333
Fund Source:	
Federal - Byrne/JAG	\$20,533
State	\$17,967
Match	\$12,833

Project Description

Tucson Police Department (TPD) Crime Laboratory conducts investigations and examinations of drug-related evidence required for effective court adjudication of drug-related cases. Following legally regulated guidelines and precise testing procedures, drugs are analyzed to identify and legally substantiate the amount and types of narcotics involved.

Working as a collaborative effort, the TPD forensic employees, Counter Narcotics Alliance (CNA) officers and attorneys from the Pima County Attorney's Office (PCAO) develop and process legal evidence used to prosecute drug offenders. Forensic analysts are frequently called upon to provide expert scientific testimony in court.

Objective

To produce substance test results and written reports that will be used as evidence for prosecution, and to provide law enforcement agencies in the Tucson area with timely, quality scientific support required for effective court adjudication of drug-related cases.

Activity Summary

During FY 2018, the TPD Crime Lab received 1,126 forensic analysis requests. Of the 1,126 analyses completed there were 1,126 different types of drugs identified; 130 (11-percent) were identified as heroin. 175 (16-percent) as methamphetamine/amphetamine, 214 (19-percent) identified as marijuana and 118 (10-percent) each were identified as fentanyl and hashish.

The average number of days to process from receipt of sample to reporting analysis results was 56.6 days. TPD Lab had three (3) full-time equivalent (FTEs) devoted to drug analysis during this period, averaging 38.9 cases per FTE. Expert testimony was provided in court 42 times.

Selected Quarterly Highlights

- To demonstrate the numbers associated with fentanyl for our Department, from November 2015 through December 2016, we had 7 cases totaling 12 analyses. From January 2017 through December 2017, we had 32 cases totaling 98 analyses. Our numbers more than quadrupled in one year!
- The Tucson Police Department Crime Lab has a close partnership with Counter Narcotics Alliance (CNA) Officers and with Arizona HIDTA. TPD Crime Lab has supplied AZHIDTA with photos of

several exhibits we have received and we share information freely between the two Agencies. During this quarter, TPD Crime Lab was featured in several Situational Awareness bulletins. These bulletins are sent to multiple Agencies throughout Arizona as a means to inform Agencies of drug trends or hazardous situations. In addition, TPD Crime Lab was also featured in the Arizona HIDTA 2018 Threat Assessment Report. The main purpose of the Threat Assessment Report is to disseminate information to various Agencies in Arizona regarding drug trends. The most prevalent drug trend facing Arizona currently are fake oxycodone tablets. These tablets mimic the legitimate pharmaceutical imprint code for oxycodone, but when the tablet is analyzed, it contains fentanyl and not oxycodone. TPD Crime Lab is proud to have a close partnership with CNA and with AZHIDTA.

- This quarter, the Chemical Analysis Section assisted the Medical Program Director for Customs & Border Protection, under Homeland Security Investigations, by providing information regarding the substance fentanyl, and the safety and handling of fentanyl, so that he can develop his own Agency's policy and procedures regarding fentanyl. Additionally, the Chemical Analysis Section has assisted various Agencies, including FBI and HSI by determining if a tablet that has been confiscated contains fentanyl or oxycodone. This information has been provided quickly, usually within 24- 48 hours.

Performance Benchmarks

All agencies are required to estimate performance benchmarks according to their program area. While these benchmark measures are not all-inclusive of program performance, they provide a method of determining program success and efficacy and support evidence-based programming.

Performance Measure	FY 2018 Estimated	FY 2018 Actual
Average Days to Complete Analysis	57	5
Cases Completed per Analyst	39	178
Average Cost per Analysis	\$150.00	\$30.61

Forensic Projects: Tucson Police Department-Forensics

Grant Number: DC-18-071

Total Analyses Received	
	Quantity
Task Force	634
Non-Task Force	492
Total	1,126

Total Analyses Received by Agency Type		
	Task Force	Non-Task Force
Federal	0	0
State Police	0	0
County Sheriff	0	0
Municipal Police	634	492
Other State Criminal Justice Agency	0	0
Other State Non-Criminal Justice Agency	0	0
Total	634	492

General Forensic Analysis Activity				
Average number of days from receipt of sample to reporting analysis results				56.6
Maximum (Minimum) full-time equivalent (FTE) staff devoted to drug analysis				3 (2)
Average number of cases handled per FTE staff				38.9
Number of times staff testified in court				42
Number of analysis reports completed				340
Average number of working days to complete analysis				5
Average processing cost per analysis				\$150
Number of Investigative Assists				133
Number of field test classes completed				4
Number of officers trained in drug field testing				68
Number of agencies participating in field testing sessions				4
	Quarter 1	Quarter 2	Quarter 3	Quarter 4
Backlog of cases reported over 30 days old*	54	58	46	46

*A request is classified as backlogged if it has been submitted to a crime lab, but has not yet been examined and reported to the submitting agency within 30 days (as defined by the American Society of Crime Lab Directors).

Analyses Completed by Drug Type	
	Quantity
Cocaine (powder)	82
Crack (cocaine)	25
Ecstasy (MDMA)	15
Fentanyl	118
Hashish	118
Heroin	130
High Grade Marijuana	0
Inconclusive/Negative	102
Ketamine	8
LSD	2
Marijuana	214
Marijuana Plants	0
Medical Marijuana	0
Methamphetamine/Amphetamine	175
Other Drug	6
Paraphernalia	0
PCP	1
Prescription Pain Reliever	34
Prescription Sedative	26
Prescription Stimulant	0
Psilocybin (Mushrooms)	4
Salvia	0
Steroids	4
Synthetic Cannabinoids	62
Total	1,126

Grant-Funded Employee Training	
	Quantity
Number of Trainings Attended	0
Number of Trainings Provided	0

PAGE INTENTIONALLY LEFT
BLANK

Summary of Activity – Adjudication

	<u>FY 2018 Awards</u>
Administrative Office of the Courts	\$ 28,833
Apache County Probation	\$ 49,629
Cochise County Probation	\$ 24,698
Coconino County Superior Court	\$ 41,091
Graham County Probation	\$ 32,604
La Paz County Probation	\$ 12,418
Maricopa County Superior Court Clerk of the Court	\$ 238,882
Maricopa County Indigent	\$ 242,565
Maricopa County Probation	\$ 186,994
Mohave County Probation	\$ 100,535
Navajo County Superior Court	\$ 41,614
Pima County Superior Court	\$ 191,420
Pima County Probation	\$ 58,070
Pinal County Probation	\$ 80,817
Yavapai County Probation	\$ 54,217
Yuma County Probation	<u>\$ 26,210</u>
TOTAL	\$ 1,410,597



Arizona Supreme Court Anti-Drug Adjudication

Approved Budget FY 2018	
Personnel	\$ 984,518
Employee Related Expenditures	\$ 426,079
Total	\$1,410,597
Fund Source:	
State	\$ 1,057,948
Match	\$ 352,649

Project Description

This program is administered by the Administrative Office of the Courts (AOC) at the Arizona Supreme Court. The Anti-Drug Adjudication program enhances drug-related court activities throughout the state, including those of several Superior Courts in Arizona and adult probation offices in Apache, Cochise, Coconino, Graham, La Paz, Maricopa, Mohave, Pinal, Yavapai and Yuma Counties, and the Public Defender, Clerk and Superior Court Offices in Maricopa County.

Objective

To expedite the processing and adjudication of drug and drug-related cases through the superior court system; and to enhance community correction efforts to supervise, monitor and provide treatment services for offenders charged with and convicted of drug and drug-related crimes through increased drug testing, assessment administration, absconder apprehension, and drug court programs.

Activity Summary

In FY 2018, Arizona Supreme Court Anti-Drug Adjudication Program supported 2,027 drug court participants, which is a two-percent decrease from FY 2017. A total of 1,854 drug court participants did not recidivate during program participation, and 1,130 participants were employed during their time spent in the program, an 8-percent increase from FY 2017. There were 138 drug court graduates during this period.

There was a total of 5,741 probationers served during the FY 2018 program period. A total of 556 pre-sentence investigation reports were prepared, with 124 not submitted on time.

In providing program support for Indigent Defense Services, 3,843 indigent defendants were served, and 2,500 were convicted. A total of 673 convicted indigent defendants received a sentence involving incarceration and 662 had their case dismissed.

Selected Quarterly Highlights

- During the 1st quarter of FY2018, the Mohave County Adult Probation Department's Apprehension program exceeded their apprehension goal. The goal is to apprehend 91 drug absconders on an annual basis. Thus far, 38 drug absconders have been apprehended, which exceeds the quarterly average necessary to complete the annual goal.
- The Mohave County Adult Probation Department is preparing to utilize one officer who will supervise defendants in a "Quality of Life" court operated by the Kingman Justice Court. The officer's salary will be provided (temporarily) through a federal grant. Defendants will be pre-adjudication with a deferred entry of guilt and will be placed on pre-trial supervision. Defendants will be identified as alleged first time drug (opiate) offenders. Each participant will be in the program between six months to one year; treatment services will be offered through a provider that is new

to Kingman. The Department plans to track outcomes and statistics in order to then determine sustainability needs and future funding.

Performance Benchmarks

All agencies are required to estimate performance benchmarks according to their program area. While these benchmark measures are not all-inclusive of program performance, they provide a method of determining program success and efficacy and support evidence-based programming.

Performance Measure	FY 2018 Estimated	FY 2018 Actual
Drug Court Graduation Rate	51.55%	48.08%
Probation Completion Rate	65.24%	0%
Probation Revocation Rate	28.68%	0%
Drug Treatment Completion Rate	51.55%	0%

*Activities reported are zero are no longer being collected and reported by the project.

Drug Court Totals	
Drug Courts Funded	3
Number of Drug Court Participants	2,027
Number of Drug Court Graduates	138
Drug Court Exits (Includes Graduates)	287
Number of Participants Who Obtained Employment During their Participation	1,130
Number of Drug Court Participants Who Did Not Recidivate During Participation	1,854

Probation Totals	
Probationers Served	5,741
Probationers Exiting Probation	0*
Probationers Completing Probation	0*
Probationers Revoked/Reinstated Probation	0*
<u>Probationer Totals</u>	
<i>Receiving One or More Drug Tests</i>	0*
<i>Screened for Drug Treatment</i>	4,843
<i>Receiving Drug Treatment</i>	0*
<i>Completed Drug Treatment</i>	0*
<i>Discharged from Drug Treatment</i>	0*
Number of Pre-Sentence Investigation Reports Prepared	556
Number of Pre-Sentence Investigation Reports Not Submitted On Time	124
Number of Absconders Apprehended	307

Indigent Defense Services Totals	
<u>Indigent Defendant Totals</u>	
<i>Served</i>	3,843
<i>Acquitted</i>	0*
<i>Dismissed</i>	662
<i>Convicted</i>	2,500
Number of Convicted Indigent Defendants Incarcerated	673

*Activities reported are zero are no longer being collected and reported by the project.

** Numbers reported reflect only project related activities and not overall numbers served by the AOC.

Medicaid Fraud Activities

	<u>FY 2018 Awards</u>
Arizona Attorney General's Office Medicaid Fraud	<u>\$ 98,827</u>
TOTAL	\$ 98,827

Arizona Attorney General's Office Medicaid Fraud

Approved Budget FY 2018	
Personnel	\$ 49,147
Employee Related Expenditures	\$ 49,680
Total	\$ 98,827
Fund Source:	
Federal - Byrne/JAG	\$ -
State	\$ 98,827
Match	\$ -

Project Description

The Medicaid Healthcare Fraud and Abuse (HCFA) project is administered by the Arizona Attorney General's Office (AGO) and provides investigation and prosecution of health care providers committing fraud, abuse and/or neglect in Medicaid-funded health care facilities.

Project Objective

To safeguard Arizona citizens and taxpayer funds by investigating and prosecuting health care providers stealing Arizona Medicaid funds or resources or who abuse or neglect patients in Arizona Medicaid-funded health care facilities. Program efforts of the Arizona Attorney General's Office Medicaid Fraud Control Unit reduce the availability of prescription drugs (particularly narcotics) and other abusive pharmaceuticals into the illegal markets of Arizona.

Activity Summary

During the program year FY 2018, the AGO received 39 case referrals that resulted in 44 people being charged with a total of 615 charges. Of the individuals charged, 10 (23-percent) were healthcare staff not licensed as prescribers, five (11-percent) were licensed prescribers, three (7-percent) were patients (doctor shoppers), one (2-percent) was a pharmacist, five (11-percent) were pharmacy technicians, 18 (41-percent) were classified as "other", and two (5-percent) were not identified. The counties with the highest number of charges included 28 in Maricopa and 10 in Mohave. Of the cases filed, there were 21 felony convictions.

Of the 730,703 prescription drugs (doses) removed, 82,502 (11-percent) involved prescription drugs classified as a sedative drug, 395,040 (54-percent) involved Oxycodone, and stimulant drugs confiscated totaled 103,254 (14-percent). Prescription drugs confiscated valued at \$9,128,968.

Selected Quarterly Highlights

- A case stemmed from a joint investigation conducted by AGO Special Agents and the Tucson office of the DEA. In June 2016, a veterinary supply company contacted DEA to report that a Tucson podiatrist purchased more than 5,000 oxycodone tablets. Investigators quickly learned that in addition to ordering a large number of oxycodone tablets, the Doctor was also filling forged prescriptions for narcotics by forging the name of a local doctor as the prescriber. In September 2016, the suspected Doctor was charged with Fraudulent Schemes and Artifices, Acquisition of a Narcotic Drug by Fraud and Forgery. In May 2017, the Doctor pled guilty to Forgery, and on July 17, 2017, was sentenced to three years of supervised probation along with his voluntarily surrendering his DEA registration number.
- An investigation stemmed from a referral from the Gilbert Police Department after a local physician had discovered that one of his Medical Assistants had been filling prescriptions under her name without the physician's knowledge or consent. The AG's investigation determined that the prescription fraud was far more extensive than initial thought, as it involved a total of seven

offenders being directed by the brother of the medical assistant – a former law enforcement officer. It has been estimated that this prescription drug ring has diverted in excess of \$1,000,000 (street value) Oxycodone 30mg tablets. On 7/31/17, the State Grand Jury indicted all seven individuals involved in the drug ring. The case is presently within the Maricopa County Superior Court.

- On November 3, 2017, a Scottsdale based Doctor of Osteopathy, was sentenced to 18 months of probation following his pleading guilty to two criminal offenses relating to prescription drug diversion crimes. Scottsdale Police had submitted this case to our office following a Silent Witness report alleging that there had been an improper prescribing activity associated with a suspected Doctor's healthcare practice. The investigation by the Attorney General's Office focused on allegations that the suspected Doctor continued to prescribe medicine after the licensing board had suspended his license. The investigation led to the Doctor being charged by the State Grand Jury on February 14, 2017, with 47 criminal offenses. As with all criminal convictions on health care fraud cases that were brought by our Section, the United States Department of Health and Human Services was notified about this conviction and their office will review the information we submitted, to determine whether or not the Doctor will be excluded from participating as an employee in a practice or institution that receives federal healthcare funding such as Medicare and Medicaid.
- On March 9, 2018, an Arizona medical doctor with a practice in both Maricopa and Pinal Counties was sentenced to 18 months' probation. This followed the doctor's December 1, 2017, guilty plea to a Class 4 felony drug charge and a Class felony fraud charge. The case had been worked jointly by Agents from the Attorney General's Health Care Fraud Section, the Phoenix Office of the DEA, and HHS OIG. The investigation included undercover doctor visits, the execution of search warrants, interviews of employees and patients, and a medical expert's review of numerous patient records. As has been detailed in this quarterly report, this corrupted medical practice was responsible for the improper distribution of drugs that had a street value of over \$8,000,000. The prosecution was conducted by the Attorney General's Office.
- The extensive resources that this case required were available due to the annual ACJC funding of \$100,000 which is leveraged to obtain funding from HHS OIG of \$300,000 annually.
- During this quarter, 4 of the 9 defendants in a Mohave County pain medicine drug ring were sentenced. The drug ring was headed up by a medical assistant working at a doctor's office in Bullhead City. A review of prescriptions that were fraudulently created was conducted, and it is estimated that this group was responsible for the distribution of 13,900 Oxycodone pills with a street value of \$381,000. On June 27, 2018, the corrupt medical assistant, who wrote the phony prescriptions, was sent to prison for 2.5 years.

Performance Benchmarks

All agencies are required to estimate performance benchmarks according to their program area. While these benchmark measures are not all-inclusive of program performance, they provide a method of determining program success and efficacy and support evidence-based programming.

Performance Measure	FY 2018 Estimated	FY 2018 Actual
Grant Dollar per Value of Prescription Drug Removal	0.32	0.32
Percentage of cases sentenced per investigations opened	60%	56%
Average number of felony convictions per cases sentenced	100%	100%

Medicaid Fraud Project: Arizona Attorney General's Office

Grant Number: DC-18-050

Prescription Drug Cases Investigated	
Cases Referred	39
Cases Opened for Investigation	39
Healthcare Affiliated Individuals Charged	23
Cases Involving more than One County Jurisdiction	1
Total Charges	615
Total Persons Charged	44
Average Number of Charges per Case	14.2
Average Number of Felony Charges per Case	14.2
Felony Convictions	21
Convictions Less than a Felony	0

Prescription Drug Fraud Cases Prosecuted		
	FY 2017	FY 2018
Cases Referred by Law Enforcement	14	13
Cases Referred by Non-Law Enforcement Agency	9	11
Cases Accepted for Prosecution	23	24
Cases Prosecuted (Completed Case)	18	21
Cases with Multiple Serious Charges	18	21
Cases with Multiple Defendants	3	5
Cases with Multiple Jurisdictions	0	2
Total Criminal Counts Charged	152	321

Intelligence Sharing and Collaborative Investigation		
	Made to an External Agency	Received from an External Agency
Intelligence Requests	29	15
Intelligence Shared	20	38
Investigation Assist Requests	13	14

Prescription Drug Fraud Sentencing		
	FY 2017	FY 2018
Number of Cases Sentenced	18	21
Average Length of Sentence	0.0	0.1

Individuals Charged by County	
	Quantity
Apache	0
Cochise	0
Coconino	0
Gila	0
Graham	0
Greenlee	0
La Paz	0
Maricopa	28
Mohave	10
Navajo	1
Pima	1
Pinal	0
Santa Cruz	0
Statewide	0
Yavapai	2
Yuma	0

Source Profile by Individuals Charged						
	Network Affiliation	Independent	Under 18		18 & Over	
			Male	Female	Male	Female
Healthcare Staff (Not licensed Prescribers)	2	8	0	0	0	10
Licensed Prescriber (MD/DO/NP/PA)	2	3	0	0	5	0
Other	1	17	0	0	13	5
Patient ("doctor shopper")	0	3	0	0	2	1
Pharmacist	1	0	0	0	1	0
Pharmacy Technician	5	0	0	0	2	3
Pilferer (Casual or Systematic)	0	0	0	0	0	0

Prescription Drug Removals by Type & Quantity						
	Criminally Charged		Not Charged Criminally		Total	
	Quantity (Doses)	Value	Quantity (Doses)	Value	Quantity (Doses)	Value
Muscle relaxant	670	\$2,680	61,916	\$309,500	62,586	\$312,180
Pain reliever (Hydrocodone)	3,519	\$12,788	62,871	\$309,757	66,390	\$322,545
Pain reliever (Other)	8,386	\$39,870	12,545	\$59,700	20,931	\$99,570
Pain reliever (Oxycodone)	16,956	\$341,196	378,084	\$5,712,046	395,040	\$6,053,242
Sedative	1,381	\$5,671	81,121	\$788,310	82,502	\$793,981
Stimulant	1,708	\$24,260	101,546	\$1,523,190	103,254	\$1,547,450

Asset Seizures		
	Number	Value
Aircraft	0	\$0
Currency	0	\$0
Other	0	\$0
Other Financial Instrument	0	\$0
Real Property (Real Estate)	0	\$0
Vehicles	0	\$0
Vessels	0	\$0
Weapons	0	\$0
Total	0	\$0

Corrections Activities

	FY 2018 <u>Awards</u>
Arizona Department of Corrections	<u>\$ 100,000</u>
TOTAL	\$ 100,000



Arizona Department of Corrections

Approved Budget FY 2018	
Professional & Outside Services	\$ 100,000
Total	\$100,000
Fund Source:	
Federal - Byrne/JAG	\$ 40,000
State	\$ 35,000
Match	\$ 25,000

Project Description

The Drug Reduction Project: Moral Reconciliation Therapy (MRT) for Security Threat Group (STG) is administered by the Arizona Department of Corrections (DOC) and reduces inmate drug and gang activity with highly effective evidence-based programming, Moral Reconciliation Therapy (MRT), and impacts drug trafficking in the State of Arizona.

Project Objective

To minimize inmate drug, gang or gang-like activity and increase the safety, security and efficient operation of institutions, by providing cognitive restructuring programming for the segment of gang members who participate in the Debrief or Step-Down process.

Activity Summary

The project began in October, 2017, with an initial enrollment of ten participants. After an increased interest in the program a second session of the MRT program was conducted on December 11, 2017.

Following this trend in 2018 a third session of the MRT program was held. The Arizona Department of Corrections identified 30 potential candidates for this session of the MRT program. Further review indicated that not all would be a fit for the program. Nine were ineligible or had released. This left 21 candidates eligible for the program. The first sessions were for the first 10 people being released at the earliest date.

Selected Quarterly Highlights

The MRT program is designed to identify and address areas of disloyalty, honesty, trust, hedonistic behaviors and cognitive distortions related to functioning in a pro social manner. The program is SAMSHA approved and written specifically for individuals involved in the criminal justice system, more specifically, those who can be identified as career criminals with at high risk to recidivate. The program is based on operating at a higher moral level with participants beginning to identify how their behaviors have affected others, to include society. The program offers an opportunity for participants to change thoughts and behaviors which support self-reported values of family, respect for others, and the desire to remain free. Those who are successful are able to maintain employment, support their families and become productive members of society. The outcomes are beneficial to the participants, their families, the legal system and society as a whole.

This program has been concluded at the Barchey unit at the Arizona Department of Corrections – Lewis Complex. Administrative issues that required attention were addressed; reviewing system weaknesses for data collection will result in improved results. Tracking and collecting the respective data will be more efficient moving forward. Dr. Kevin Wright with the Arizona State University (ASU) School of Criminology and Criminal Justice conducted a process evaluation to determine what will improve the project. Pre- and post-surveys were administered for some participants. Pre surveys were collected from all participants;

post surveys were conducted when possible. This program has been promoted by staff within the Arizona Department of Corrections, peer support personnel, and current participants.

Out of sixteen participants, five completed the treatment program. Three are continuing the treatment program while completing their community supervision. Two of those are still in the (outside) program which is a process of 30 sessions that can be done weekly or bi weekly. The third person continued the program during his time on community supervision, but did not have enough supervision time to fully complete the program. Out of the original sixteen, five voluntarily dropped out. Two are re-registered for entry into the new program for Year 2, as some of the issues were resolved on the inside. Two of those who dropped out early in the process due to concerns about “do not house with” issues have since been released to Community Corrections. The positive aspect to report is that they made requests to their Community Corrections Officer to return to treatment within the program on the outside. They are now participating and completing the program with the counselor who was running the prison program.

Corrections Project: Arizona Department of Corrections

Grant Number: DC-18-080

Recidivism Reduction and Public Safety Totals	
Number of Offenders Arrested for a Technical Violation	0
Number of Offenders Arrested for a New Criminal Offense	0
Number of Offenders Sentenced to Jail or Prison	0
Number of Offenders Who Violated Conditions of Supervised Release	0
Number of Offenders for Whom a Re-Entry Plan Has Been Developed	6
Number of Offenders Who Received Services for Identified Risks/Needs Prior to Release	36
Number of Offenders Placed in Appropriate Post-Release Services	6
Number of Seizures of Contraband Detected and Confiscated within Prison Facilities	0
Number of Cases Submitted to the County Attorney for Prosecution of Prison Contraband	0
Number of Successful Prosecutions for Prison Contraband	0
Number of Inmates that Formally Denounce Gang Membership	0

Treatment Program Totals	
Number of Face-to-Face Contacts between Treatment Provider and Offender	287
Number of Months of In-Prison/Custody Treatment	11
Number of Urine Screenings for Offenders in Treatment Program	0
Number of Reconvictions for Drug-Related Offenses	0
Number of Reconvictions for Violent Offenses	0
Reincarceration Rate for Treated Offenders One (1) Year after Release	0.0
Number of Participants that Successfully Graduated from the Treatment Program	8
Number of Participants Terminated from the Treatment Program	2
Number of Participants Who Re-Offend While Participating in the Treatment Program	0
Average Number of Days between Treatment Referral to Treatment Start Date	3.5
Number of Offenders Referred to Transitional Services After Successfully Completing Program	6

Improving Life Circumstances of Offenders Totals	
Number of Offenders in Treatment Program Working Toward High School Diploma, GED or Other Education Classes	0
Number of Offenders in Treatment Program Receiving Job Training or Skills	0
Number of Offenders in Treatment Program that Receive High School Diploma, GED or Other Education Degree	0

Corrections-Specific Totals	
Number of Inmates in the Program Convicted of Drug Offenses	44
Number of Gang Members with an Identified Substance Abuse Issue	45
Number of Identified Gang Members	54
Number of Individuals Who Attended Small Group Meetings	62
Number of Individuals per Small Group	40
Number of Workbooks Given	62
Number of Attendance Hours Completed per Participant	36

Program Completion Totals	
Number of Participants Who Successfully Completed the Program	5
Number of Participants No Longer in the Program Due to Termination for a New Charge	0
Number of Participants No Longer in the Program Due to Release or Transfer to Another Correctional Facility	6
Number of Participants No Longer in the Program Due to Death or Serious Illness	0
Number of Participants No Longer in the Program Due to Voluntary Drop Out	6
Number of Participants No Longer in the Program Due to Failure to Meet Program Requirements	2
Number of Participants No Longer in the Program Due to Violation of Institutional Rules	0
Number of Participants Who Did Not Complete the Program for Other Reasons	2

Gerald Hardt Memorial Criminal Justice Records Improvement Program (CJRIP) Activities

	FY 2018 <u>Award</u>
AZ Criminal Records Infrastructure Improvement Assessment	\$0
TOTAL	\$0

CJRIP – Arizona Criminal Records Infrastructure Improvement Assessment

The projects described below were funded with monies awarded in previous fiscal years, these projects were completed during FY 2018. No additional funds were awarded to any projects during FY 2018.

Project Descriptions:

FY 2018:

Administrative Office of the Courts, Adult Probation

During this reporting period the team completed the Internal Testing and User Testing as scheduled and the project was implemented and the service of "public access" information is now included in JWJ via the "AOCQ" search function. This service was made available to probation and pretrial staff of the Superior Court Probation Departments on January 25, 2018. It is noted that Maricopa County ICJIS Department will be conducting additional internal testing before they release this service to Maricopa County staff; however, access to the service has been provided to Maricopa County by the AOC. Pima County Pretrial Services does not have access to JWJ at this time; however this service will be available to them once they are given access to JWJ by the Department of Public Safety.

The court public access information was made available to all pretrial staff; Maricopa County is continuing to refine some of this information and Pima County is close to having JWJ activated for their pretrial staff. This project is now complete.

Administrative Office of the Courts, Missing Fingerprint Project (2FID)

We were able to complete all Superior Courts with the exception of Pima County. Pima County has chosen not to participate. We are working on Phase II which will allow for the device to respond when an Arrest date is known to the court, the court will need to determine if there is a valid PCN in the Automated Fingerprint Identification System (AFIS) for the charges that are being sentenced.

Goal I

Conduct a project to implement mobile fingerprint devices into criminal courtrooms in the Superior Courts across the State of Arizona.

Objective 1: Automate the current sentencing process by utilizing the 2FID mobile devices into Arizona Superior Court courtrooms. Complete

Objective 2: Integrate a new statewide system that will allow courts to electronically capture fingerprints. Assuming success, this project will offer a standard end to end statewide fingerprint validation process throughout the entire State.

- Performance Measure 1: Number of devices implemented as of June 2018= 170
- Performance Measure 2: Number of individuals fingerprinted on mobile devices as of June 2018 = 9,581
- Performance Measure 3: Number of individuals returned with no fingerprints on file as of June 2018 = 144.
- Performance Measure 4: Number of the days the system was down as of June 2018 = 8

FY 2017: ACJC met with the Chiefs of Probation at the Adult Management Meeting (AAM), in April 2016 to discuss the needs of Adult Probation Offices across the state. After the meeting, ACJC sent a survey to all Probation Offices, asking their departments to prioritize the five projects identified at the AAM. The first project identified is intended to include the Court Public Access information for a particular defendant in the Justice Web Interface (JWI) query when a criminal history search is conducted via JWI.

Pretrial Services in Arizona prepares the Public Safety Assessment (PSA), a pretrial risk assessment instrument used by courts to assist the judge in determining release conditions for persons arrested for crime. The information needed to answer the nine PSA risk assessment questions comes from the defendant's criminal history record and court records. Currently, Pretrial Services staff access criminal history records via Justice Web Interface (JWI) and they access court records via the Administrative Office of the Courts' Public Access website. The Court's Public Access website is also used by all probation officers as a source for additional criminal history information because criminal history information is not always complete. Currently, probation officers manually search the Courts Public Access website for additional information related to a person's complete arrest and conviction history.

This identified project will significantly streamline the scoring process by having the data necessary for scoring available through a single source. Further, this would assist all probation officers by providing more complete criminal history information when a defendant is searched via JWI. This project has an anticipated completion date of January 2018.

FY 2016: On April 15, 2016 the Mobile Fingerprinting request for proposal process was completed and the CJRIP contract went into effect on July 1, 2016. The contract is to allow Superior Courts to implement the mobile fingerprinting technology for all criminal courtrooms in the State of Arizona. The contract will allow the court to electronically capture images of fingerprints, interface with court case management systems, and verify identity in real time by interfacing with Arizona Automated Fingerprint Identification System (AZAFIS).

The following progress has been made on the project:

Goal I

Conduct a project to implement mobile fingerprint devices into criminal courtrooms in the Superior Courts across the State of Arizona.

Objective 1: Automate the current sentencing process by utilizing the 2FID mobile devices into Arizona Superior Court courtrooms.

Objective 2: Integrate a new statewide system that will allow courts to electronically capture fingerprints. Assuming success, this project will offer a standard end to end statewide fingerprint validation process throughout the entire State.

- Performance Measure 1: Number of devices implemented as of September 2017= 86
- Performance Measure 2: Number of individuals fingerprinted on mobile devices as of September 2017 = 9,581
- Performance Measure 3: Number of individuals returned with no fingerprints on file as of September 2017 = No data at this time.
- Performance Measure 4: Number of the days the system was down as of September 2017 = 0

Statutory References

41-2405. Arizona Criminal Justice Commission; powers and duties; staff

A. The Arizona Criminal Justice Commission shall:

11. Prepare an annual report on law enforcement activities in this state funded by the Drug Enforcement account or the Criminal Justice Enhancement Fund and relating to illicit drugs and drug-related gang activity. The report shall be submitted by October 31 of each year to the Governor, the President of the Senate and the Speaker of the House of Representatives. The report shall include:

- (a) The name and a description of each law enforcement program dealing with illegal drug activity or street gang activity, or both.
- (b) The objective and goals of each program.
- (c) The source and amount of monies received by each program.
- (d) The name of the agency or entity that administers each program.
- (e) The effectiveness of each program.

41-2402. Drug and gang enforcement account; resource center fund

A. A drug and gang enforcement account is established within the Criminal Justice Enhancement Fund consisting of monies appropriated to the account by the legislature and any other monies available from other sources, public or private, to be used for the purpose of enhancing efforts to deter, investigate, prosecute, adjudicate and punish drug offenders and members of criminal street gangs as defined in section 13-105.

B. The Arizona Criminal Justice Commission shall distribute monies from the drug and gang enforcement account in the following manner:

1. Up to 50 percent to fund law enforcement agencies approved by the Commission to enhance both:

- (a) The investigation of drug and gang offenses and related criminal activity.
- (b) Drug and gang education and prevention programs.

2. Up to 50 percent to fund programs and agencies approved by the Commission to enhance the state, county, city or town prosecution of drug and gang offenses and related criminal activity.

3. Up to 30 percent to fund programs and agencies approved by the Commission for the purpose of enhancing the ability of the courts to process drug and gang offenses and related criminal cases, either through the appointment of judges pro tempore or the establishment of additional divisions of the courts only for the purposes of this section, enhancing defense and probation services, including treatment, and funding the drug testing program.

4. Up to 30 percent to fund programs by county sheriffs and the State Department of Corrections, as approved by the Commission, to enhance drug offender treatment programs and the jail operations and facilities available to detain and incarcerate drug offenders and members of criminal street gangs as defined in section 13-105.

5. Up to 30 percent to fund programs and agencies, as approved by the Commission, to enhance the integration of criminal justice records relating to drug and gang offenders and their related criminal activity.

C. Any state agency that receives monies allocated from this account shall not include such monies as part of its continuation budget base for the purpose of requesting appropriations for the following fiscal year.

D. All the monies allocated from this account shall be dedicated solely to the purpose of enhancing efforts to deter, investigate, prosecute, adjudicate and punish drug and gang and related criminal offenders, except those monies allocated pursuant to subsection G of this section.

E. Notwithstanding the limitations prescribed in subsection B of this section, any federal monies or matching state monies in the drug and gang enforcement account may only be allocated by the Commission pursuant to a plan approved by the federal government.

F. The auditor general shall annually perform a full and complete audit of the fund or the Commission shall annually contract with an accounting firm to perform the audit and deliver a report to the governor and the legislature. The audit shall be charged to the Drug and Gang Enforcement account.

G. A resource center fund is established consisting of monies received pursuant to section 12-284.03, subsection A, paragraph 1 and section 41-178 and all monies received from public or private gifts, grants or other sources, excluding federal monies and monies to be passed through to other entities, to be used solely for the purpose of funding the Arizona Youth Survey. Monies in the fund are subject to legislative appropriation. Any monies unexpended or unencumbered on June 30 of each year shall not be

subsequently expended or encumbered unless re-appropriated. No monies in the drug and gang enforcement account except those received pursuant to this subsection shall be used to fund the Arizona Youth Survey. Monies that are expended pursuant to this subsection are subject to the reporting requirements prescribed in section 41-617.01.

41-2401. Criminal Justice Enhancement Fund

A. The Criminal Justice Enhancement Fund is established consisting of monies collected pursuant to section 12-116.01 and monies available from any other source. The State Treasurer shall administer the fund.

B. On or before November 1 of each year, each department, agency or office that receives monies pursuant to this section shall provide to the Arizona Criminal Justice Commission a report for the preceding fiscal year. The report shall be in a form prescribed by the Arizona Criminal Justice Commission and shall be reviewed by the director of the joint legislative budget committee. The report shall set forth the sources of all monies and all expenditures. The report shall not include any identifying information about specific investigations.


C. On or before December 1 of each year, the Arizona Criminal Justice Commission shall compile all reports into a single comprehensive report and shall submit a copy of the comprehensive report to the Governor, the President of the Senate, the Speaker of the House of Representatives and the Director of the Joint Legislative Budget Committee.

D. On the first day of each month, the State Treasurer shall distribute or deposit:

1. 6.46 percent in the Arizona automated fingerprint identification system fund established by section 41-2414.
 2. 1.61 percent to the department of juvenile corrections for the treatment and rehabilitation of youth who have committed drug-related offenses.
 3. 16.64 percent in the Peace Officers' Training Fund established by section 41-1825.
 4. 3.03 percent in the Prosecuting Attorneys' Advisory Council Training Fund established by section 41-1830.03.
 5. 9.35 percent to the Supreme Court for the purpose of reducing juvenile crime.
 6. 8.56 percent to the Department of Public Safety. 15 percent of the monies shall be allocated for deposit in the Arizona Deoxyribonucleic Acid Identification System Fund established by section 41-2419. 85 percent of the monies shall be allocated to state and local law enforcement authorities for the following purposes:
 - (a) To enhance projects that are designed to prevent residential and commercial burglaries, to control street crime, including the activities of criminal street gangs, and to locate missing children.
 - (b) To provide support to the Arizona Automated Fingerprint Identification System.
 - (c) Operational costs of the criminal justice information system.
 7. 9.35 percent to the Department of Law for allocation to county attorneys for the purpose of enhancing prosecutorial efforts.
 8. 6.02 percent to the Supreme Court for the purpose of enhancing the ability of the courts to process criminal and delinquency cases, orders of protection, injunctions against harassment and any proceeding relating to domestic violence matters, for auditing and investigating persons or entities licensed or certified by the Supreme Court and for processing judicial discipline cases. Notwithstanding section 12-143, subsection A, the salary of superior court judges pro tempore who are appointed for the purposes provided in this paragraph shall, and the salary of other superior court judges pro tempore who are appointed pursuant to section 12-141 for the purposes provided in this paragraph may, be paid in full by the monies received pursuant to this paragraph.
 9. 11.70 percent to the county sheriffs for the purpose of enhancing county jail facilities and operations, including county jails under the jurisdiction of county jail districts.
 10. 1.57 percent to the Arizona Criminal Justice Commission.
 11. 9.00 percent in the Crime Laboratory Operations Fund established by section 41-1772.
 12. 2.30 percent in the Crime Laboratory Assessment Fund established by section 41-2415.
 13. 7.68 percent in the Victims' Rights Fund established by section 41-191.08.
 14. 4.60 percent in the Victim Compensation and Assistance Fund established by section 41-2407.
 15. 2.13 percent to the Supreme Court for the purpose of providing drug treatment services to adult probationers through the Community Punishment Program established in title 12, chapter 2, article 11.
- E. Monies distributed pursuant to subsection D, paragraphs 3, 4, 7, 9, 11, 12, 13 and 14 of this section constitute a continuing appropriation. Monies distributed pursuant to subsection D, paragraphs 1, 2, 5, 8, 10 and 15 of this section are subject to legislative appropriation.

F. The portion of the 85 percent of the monies for direct operating expenses of the Department of Public Safety in subsection D, paragraph 6 of this section is subject to legislative appropriation. The remainder of the monies in subsection D, paragraph 6 of this section including the portion of the 85 percent for local law enforcement is continuously appropriated.

G. The allocation of monies pursuant to subsection D, paragraphs 6, 7, 8 and 9 of this section shall be made in accordance with rules adopted by the Arizona Criminal Justice Commission pursuant to section 41-2405.



Arizona Criminal Justice Commission
1110 W. Washington, Suite 230
Phoenix, AZ 85007
602-364-1146
www.azcjc.gov