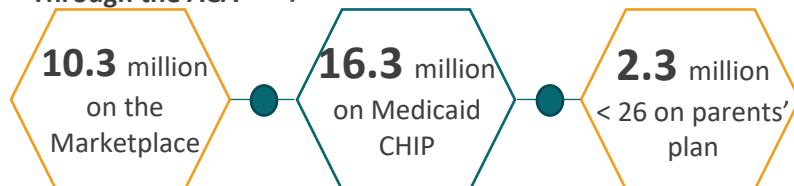


# Arizona | County Health Insurance Coverage Profile

The Affordable Care Act has reduced the uninsured rate by **nearly half**

**91%** <sup>2</sup> of Americans now insured

Through the ACA <sup>3, 4, 5</sup>:



## Aims of the ACA<sup>1</sup>

- 1 Achieve near universal health insurance coverage
- 2 Improve quality and affordability of coverage
- 3 Improve the quality and efficiency of health care

U.S. Uninsured Rate<sup>2</sup>

**16.0%** | **9.0%**  
2010 | 2017

AZ Uninsured Rate <sup>6, 7</sup>

**16.9%** | **10.0%**  
2010 | 2016

## Santa Cruz County | Marketplace and Medicaid Enrollment

The following data show changes in health insurance coverage in **Santa Cruz County** due to the ACA (including Medicaid Expansion and Marketplace enrollments) and the state level Medicaid restoration and KidsCare reauthorization.

County Population

**46,228**

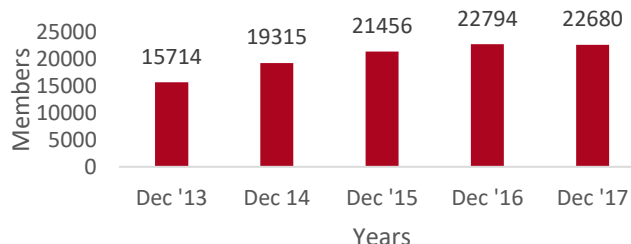
County Uninsured Rate<sup>8</sup>

**21.5%** | **15.5%**  
2012 | 2016

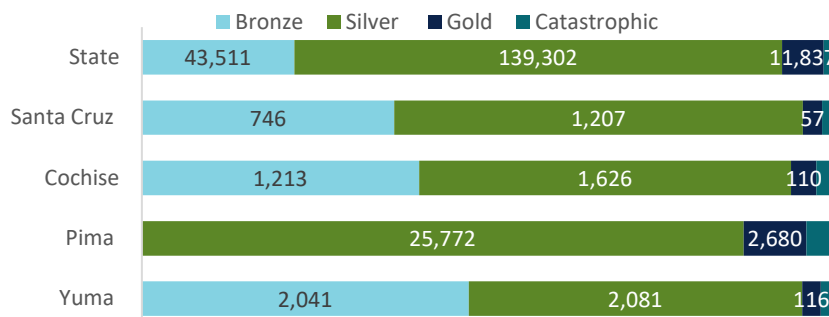
**22,680** insured via Medicaid<sup>9</sup>  
**+6,996** since December 2013



## Medicaid Enrollment by Year<sup>9</sup>



## Total Marketplace Plan Selections 2016-2017<sup>10</sup>



\*Nearby counties provided for comparison.

Of the plan selections in **Santa Cruz County**:

196,291

**2,031**

3,006

29,432

4,291

**59%** selected a Silver plan

**89%** received tax credits

**51%** received cost-sharing



THE UNIVERSITY OF ARIZONA  
MEL & ENID ZUCKERMAN COLLEGE OF PUBLIC HEALTH  
Center for Rural Health

For questions or more information on this profile, please contact  
Bryna Koch, MPH [brynak@email.arizona.edu](mailto:brynak@email.arizona.edu).